



US00D968223S

(12) **United States Design Patent** (10) **Patent No.:** **US D968,223 S**
Papagno et al. (45) **Date of Patent:** **** Nov. 1, 2022**

(54) **BOTTLE**
(71) Applicant: **Republic Brands & Importers, LLC**,
Miami, FL (US)
(72) Inventors: **James Papagno**, Miami, FL (US);
Pablo Rovalo, Barcelona (ES)
(73) Assignee: **Republic Brands & Importers, LLC**,
Miami, FL (US)
(**) Term: **15 Years**
(21) Appl. No.: **29/783,460**
(22) Filed: **May 13, 2021**
(51) **LOC (13) Cl.** **07-01**
(52) **U.S. Cl.**
USPC **D9/520**
(58) **Field of Classification Search**
USPC D9/500, 501, 502, 503, 504, 505, 516,
D9/537, 538, 539, 540, 541, 542, 543,
D9/544, 545, 549, 551, 552, 560, 573,
D9/574, 575, 715, 719, 738, 520;
D7/300, 300.1, 509, 510, 511, 523, 608
CPC B21D 22/28; B21D 51/26; B21D 51/2615;
B29C 49/54; B65D 1/00; B65D 1/02;
B65D 1/0207; B65D 1/0276; B65D
1/0223; B65D 1/023; B65D 1/0246;
B65D 1/40; B65D 23/00; B65D 23/102;
B65D 41/04; B65D 79/0084; B65D
81/00; B65D 2501/00; B65D 2501/0009;
B65D 2501/0081; F25D 3/08; Y10S
215/00; Y10S 264/918
See application file for complete search history.

D315,409 S * 3/1991 Baarber D24/197
D358,297 S * 5/1995 Garneau D7/510
8,561,851 B1 * 10/2013 Leonoff F16K 15/147
137/853
D692,761 S * 11/2013 Staley D9/551
D700,054 S * 2/2014 Cooper D9/500
D723,371 S * 3/2015 Laib D9/500
D755,050 S * 5/2016 Sato D9/502
D779,328 S * 2/2017 Lesina D9/503
D889,995 S * 7/2020 Chupak F16K 15/147
D9/776
D904,886 S * 12/2020 Yildirim B65D 47/243
D9/500
D906,818 S * 1/2021 Sun B65D 47/266
D9/500
2014/0144870 A1 * 5/2014 Brosius A45F 3/18
215/387
2019/0152659 A1 * 5/2019 French B65D 47/266
2021/0245937 A1 * 8/2021 Hamel B65D 47/243

* cited by examiner
Primary Examiner — Andrew Kerr
Assistant Examiner — Chariton Alexakis
(74) *Attorney, Agent, or Firm* — The Sladkus Law Group

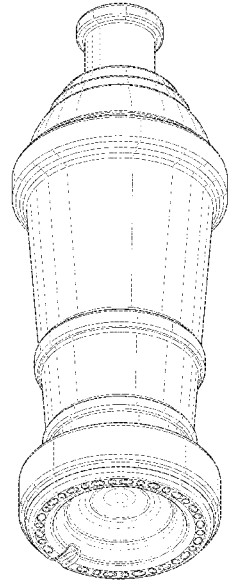
(57) **CLAIM**
The ornamental design for a bottle, as shown and described.

DESCRIPTION

FIG. 1 is a perspective view of a bottle showing a new design;
FIG. 2 is a front view of the bottle of FIG. 1;
FIG. 3 is a rear view of the bottle of FIG. 1;
FIG. 4 is a left side view of the bottle of FIG. 1;
FIG. 5 is a right side view of the bottle of FIG. 1;
FIG. 6 is a top view of the bottle of FIG. 1; and,
FIG. 7 is a bottom view of the bottle of FIG. 1.
The broken lines shown in FIG. 6 depict portions of the bottle that form no part of the claimed design.

1 Claim, 7 Drawing Sheets

(56) **References Cited**
U.S. PATENT DOCUMENTS
D113,430 S * 2/1939 Musselman D9/502
D190,058 S * 4/1961 Koenigsberg D9/502



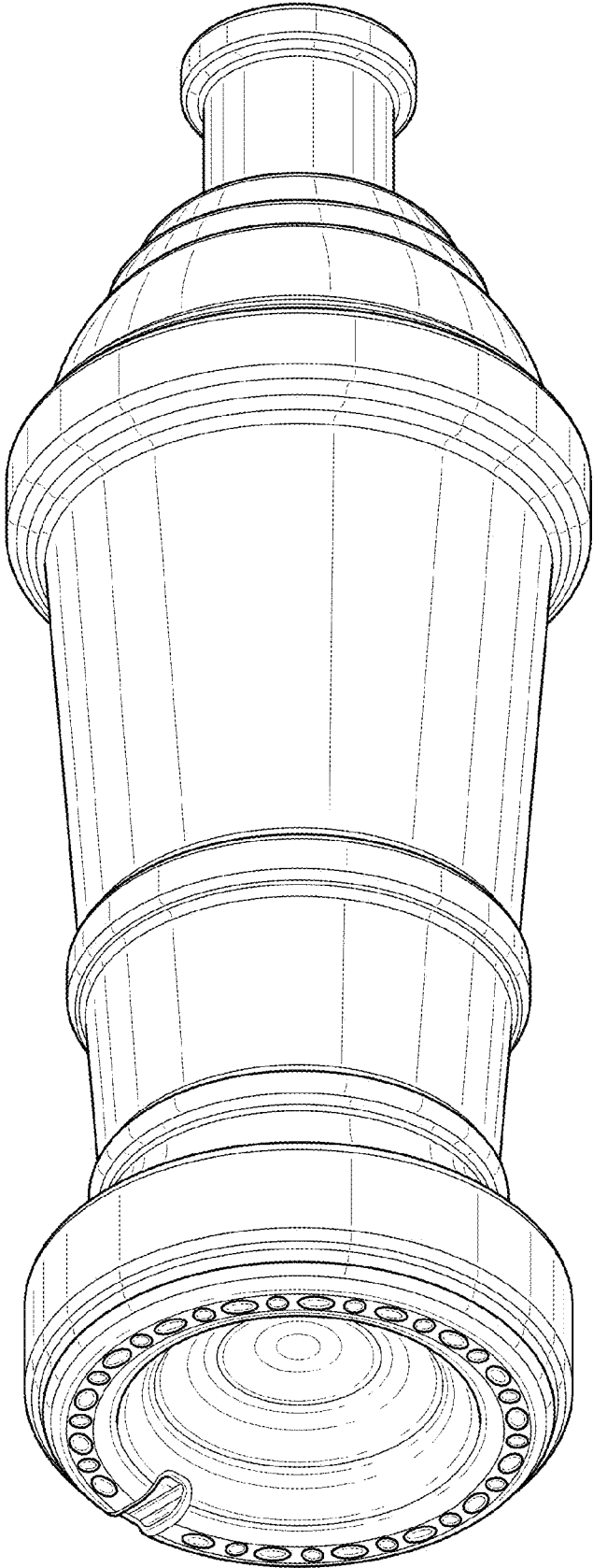


FIG. 1




FIG. 2




FIG. 3




FIG. 4




FIG. 5

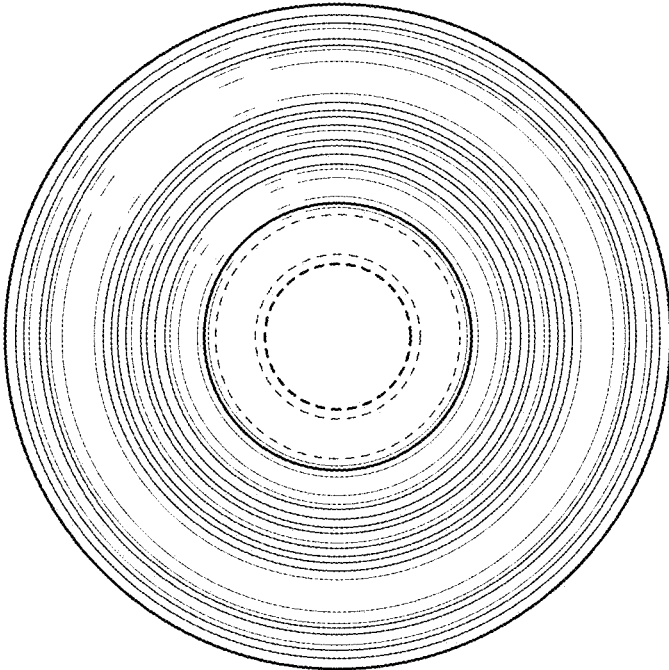


FIG. 6




FIG. 7