



US00D713230S

(12) **United States Design Patent**
Chuang

(10) **Patent No.:** **US D713,230 S**

(45) **Date of Patent:** **** Sep. 16, 2014**

(54) **STAPLER**

(71) Applicant: **Chih-Wei Chuang**, Bridgewater, NJ (US)

(72) Inventor: **Chih-Wei Chuang**, Bridgewater, NJ (US)

(73) Assignee: **Officemate International Crp.**, Edison, NJ (US)

(**) Term: **14 Years**

(21) Appl. No.: **29/463,424**

(22) Filed: **Nov. 18, 2013**

(51) **LOC (10) Cl.** **19-02**

(52) **U.S. Cl.**

USPC **D8/49**

(58) **Field of Classification Search**

CPC B25C 5/0242; B25C 5/0285; B25C 5/11; B27F 5/17; B26F 1/36

USPC D8/49, 394, 395, 396, 50; D19/65, 72, D19/99, 100; 24/67 R, 67.1, 67.3, 67.5, 67.7, 24/67.9, 67.11, 67 CF, 67 P, 570, DIG. 8, 24/DIG. 9; 30/358; 281/44

See application file for complete search history.

(56) **References Cited**

U.S. PATENT DOCUMENTS

D318,407 S * 7/1991 Williams D8/50
D360,566 S * 7/1995 Marks et al. D8/49

D392,858 S * 3/1998 Jacquet D8/50
D437,755 S * 2/2001 Robillard D8/50
D468,981 S * 1/2003 Nolan D8/50
D514,906 S * 2/2006 Marks et al. D8/50
D548,033 S * 8/2007 Russo et al. D8/51
D570,170 S * 6/2008 Kent et al. D8/50
D606,826 S * 12/2009 Marks et al. D8/50
D655,587 S * 3/2012 Walters et al. D8/49
D679,562 S * 4/2013 Smith et al. D8/50
8,550,322 B2 * 10/2013 Marks 227/120
2006/0186170 A1 * 8/2006 Marks 227/120

* cited by examiner

Primary Examiner — Austin Murphy

(74) *Attorney, Agent, or Firm* — Daniel Kirshner

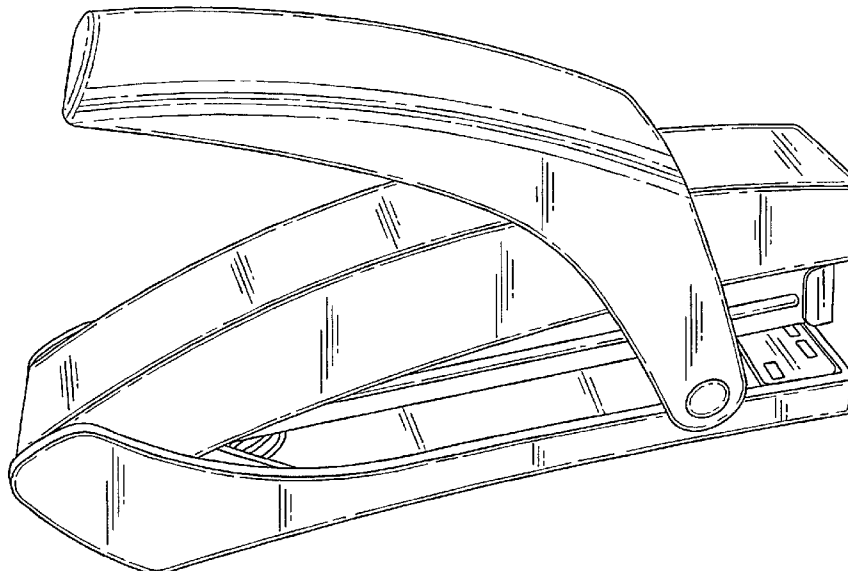
(57) **CLAIM**

The ornamental design for a stapler, as shown and described.

DESCRIPTION

FIG. 1 is a left side perspective view of a stapler showing the new design;
FIG. 2 is left side view thereof;
FIG. 3 is a right side view thereof;
FIG. 4 is a top view thereof;
FIG. 5 is a bottom view thereof;
FIG. 6 is a top view thereof;
FIG. 7 is a bottom view thereof; and,
FIG. 8 is a right side perspective view thereof with the handle extended.

1 Claim, 8 Drawing Sheets



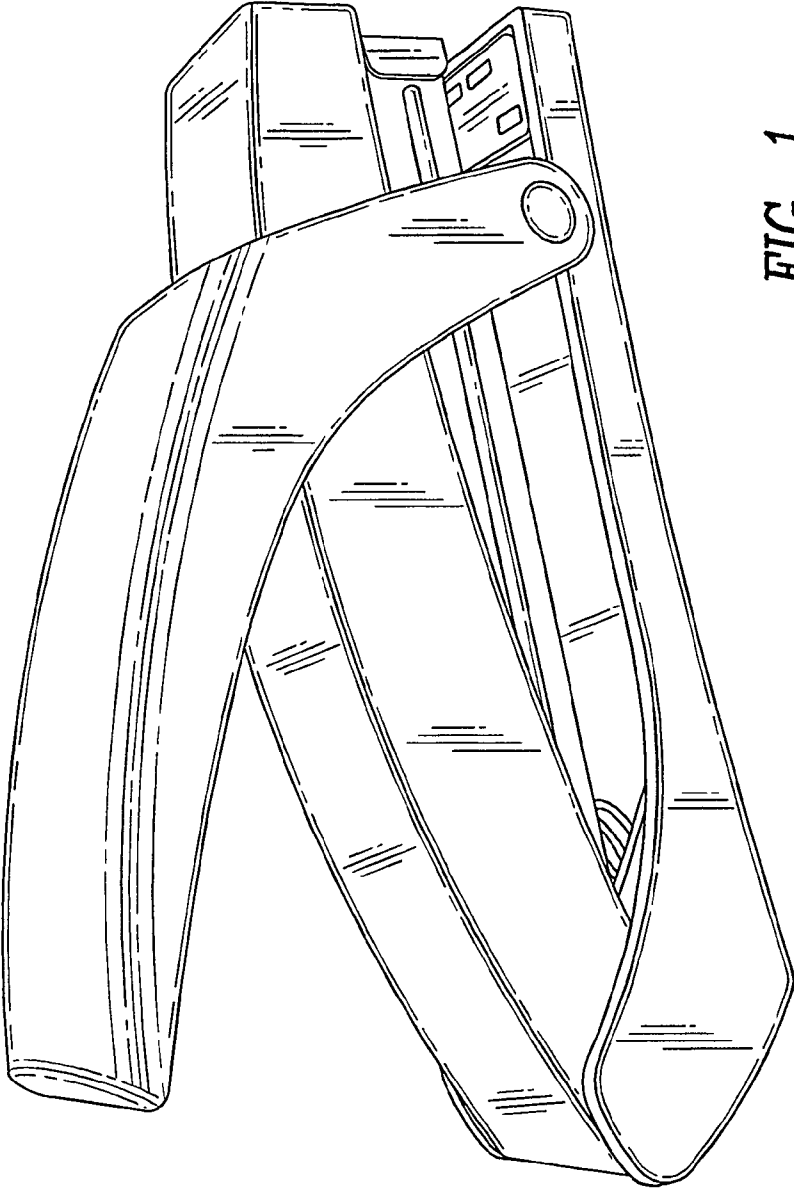


FIG. 1

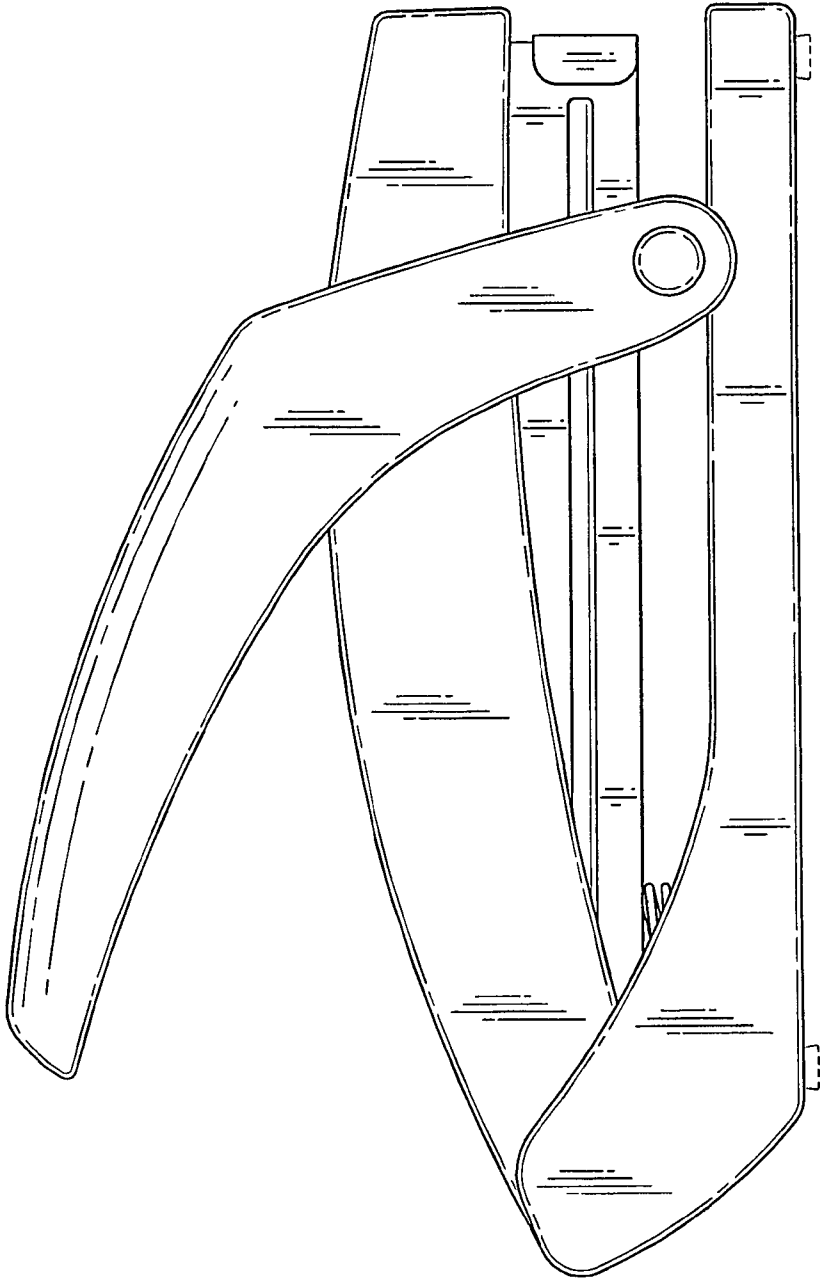


FIG. 2

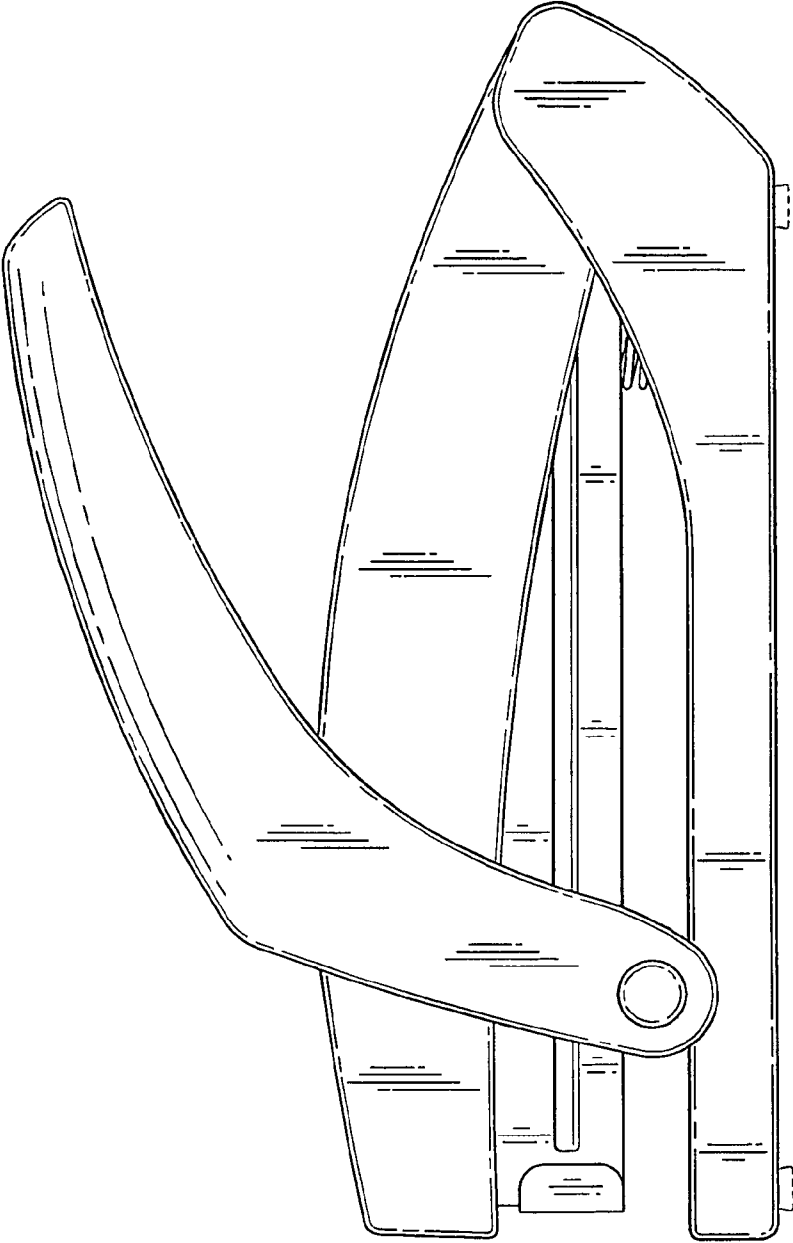


FIG. 3




FIG. 4




FIG. 5

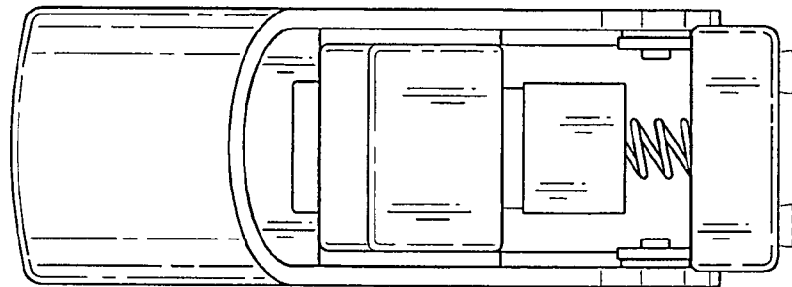


FIG. 6

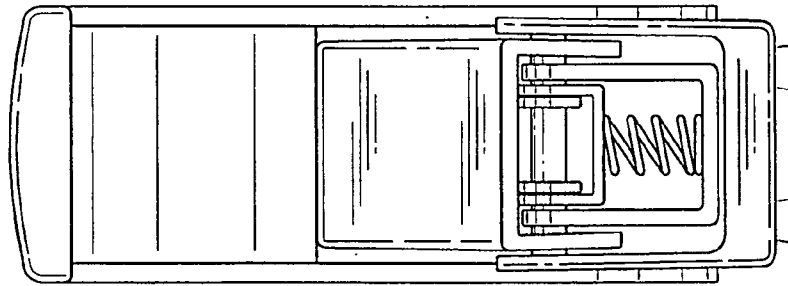


FIG. 7

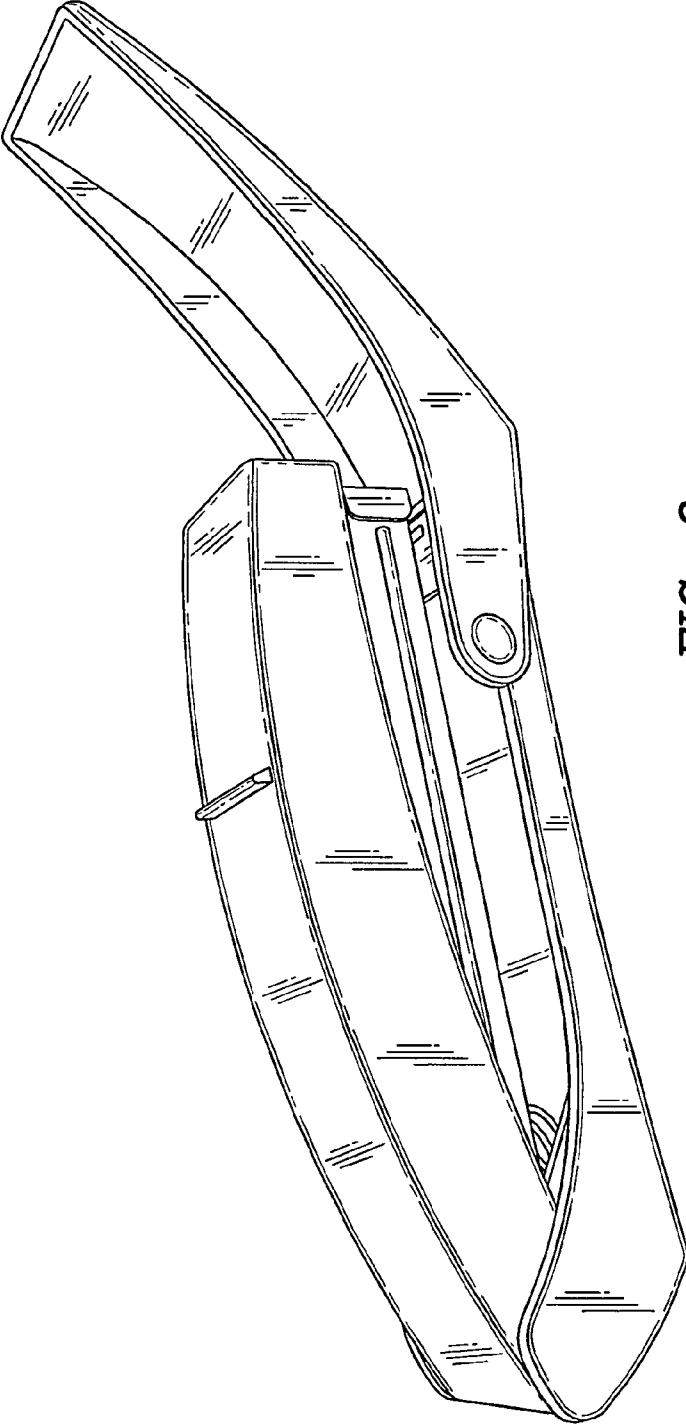


FIG. 8