



US00D339613S

United States Patent [19]

[11] Patent Number: Des. 339,613

Pirnat

[45] Date of Patent: ** Sep. 21, 1993

[54] PUZZLE

[76] Inventor: **Primož Pirnat**, Psata 22, 61262 Dol pri Ljubljani, Yugoslavia

[**] Term: **14 Years**

[21] Appl. No.: **710,425**

[22] Filed: **Jun. 6, 1991**

[30] Foreign Application Priority Data

Dec. 6, 1990 [YU] Yugoslavia M831/90

[52] U.S. Cl. **D21/104**

[58] Field of Search **D21/104-107; 273/153 R, 154, 156, 157 R, 158; 428/33**

[56] References Cited

U.S. PATENT DOCUMENTS

- 153,599 7/1874 Owen D21/104 X
- D. 277,492 2/1985 Lockhart et al. D21/104
- 4,053,159 10/1977 Kulak 428/33 X
- 4,361,328 11/1982 Stein et al. 273/156

Primary Examiner—Bernard Ansher
Assistant Examiner—Dominic Simone
Attorney, Agent, or Firm—Keck, Mahin & Cate

[57] CLAIM

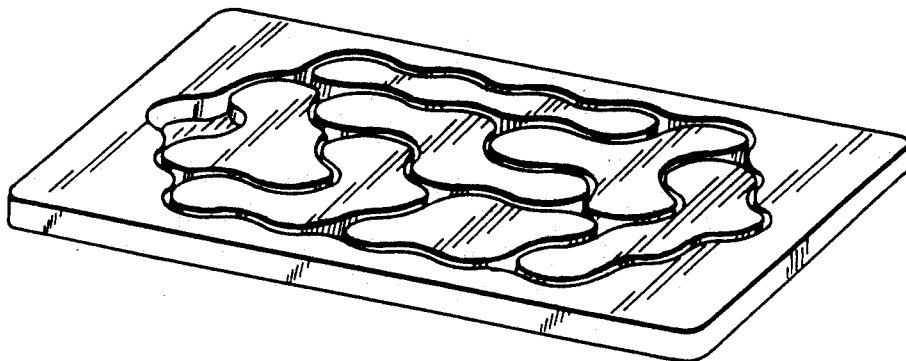
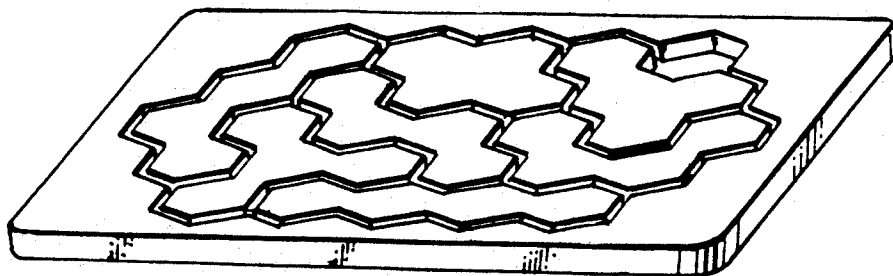
The ornamental design for a puzzle, as shown.

DESCRIPTION

FIG. 1 is a front perspective view of a puzzle showing my new design;

FIG. 2 is a front perspective view of the plate of FIG. 1;

FIG. 3 is a front perspective view of a piece of the puzzle of FIG. 1;
 FIG. 4 is a front perspective view of a piece of the puzzle of FIG. 1;
 FIG. 5 is a front perspective view of a piece of the puzzle of FIG. 1;
 FIG. 6 is a front perspective view of a piece of the puzzle of FIG. 1;
 FIG. 7 is a front perspective view of a piece of the puzzle of FIG. 1;
 FIG. 8 is a front perspective view of a piece of the puzzle of FIG. 1;
 FIG. 9 is a front perspective view of a piece of the puzzle of FIG. 1;
 FIG. 10 is a front perspective view of a second embodiment of FIG. 1, the difference residing in the shape of the pieces;
 FIG. 11 is a front perspective view of the plate of FIG. 10;
 FIG. 12 is a front perspective view of a piece of the puzzle of FIG. 10;
 FIG. 13 is a front perspective view of a piece of the puzzle of FIG. 10;
 FIG. 14 is a front perspective view of a piece of the puzzle of FIG. 10;
 FIG. 15 is a front perspective view of a piece of the puzzle of FIG. 10;
 FIG. 16 is a front perspective view of a piece of the puzzle of FIG. 10;
 FIG. 17 is a front perspective view of a piece of the puzzle of FIG. 10; and,
 FIG. 18 is a front perspective view of a piece of the puzzle of FIG. 10.
 The base and pieces of the puzzle are shown separately for clarity of illustration.



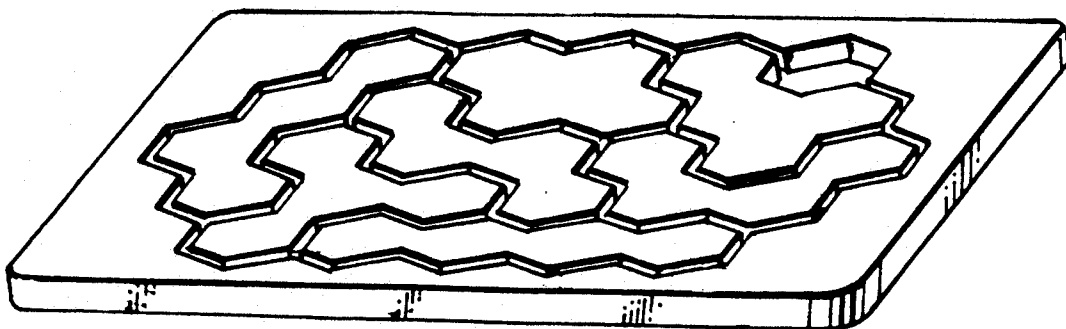


Fig. 1

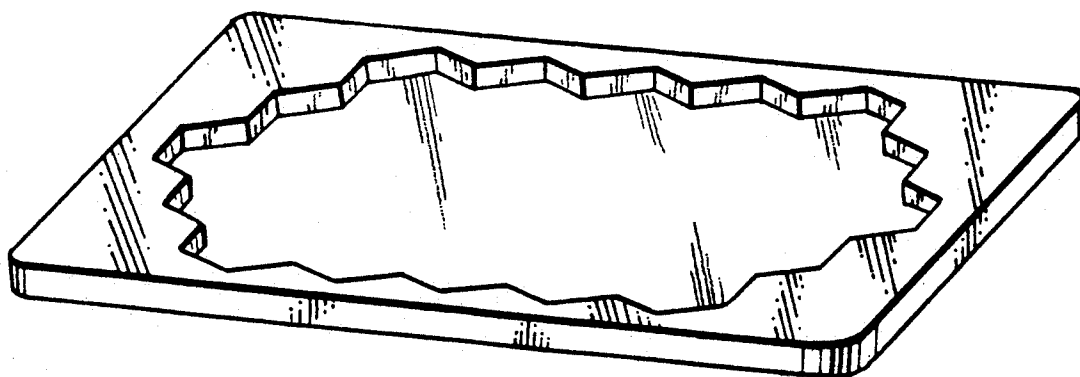


Fig. 2

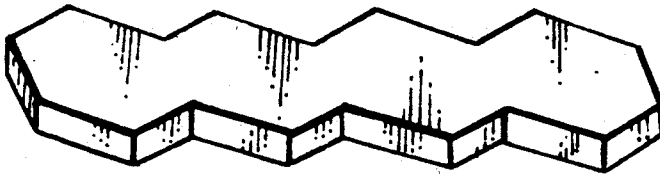


Fig. 3

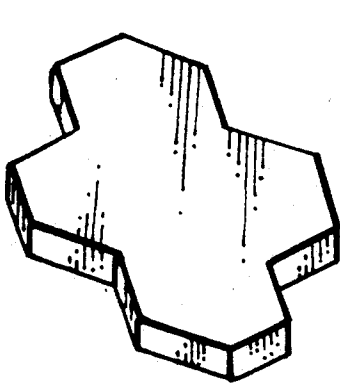


Fig. 5

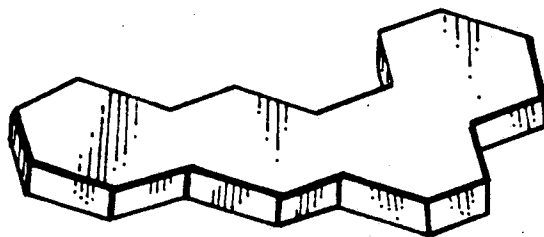


Fig. 4

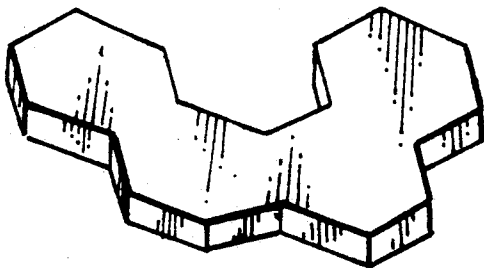


Fig. 6

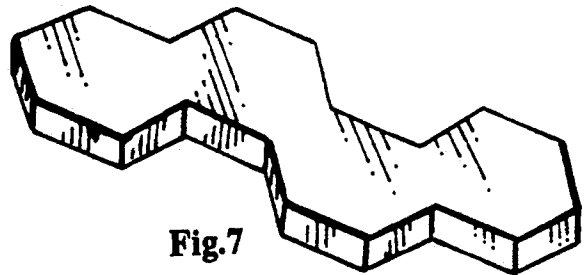


Fig. 7

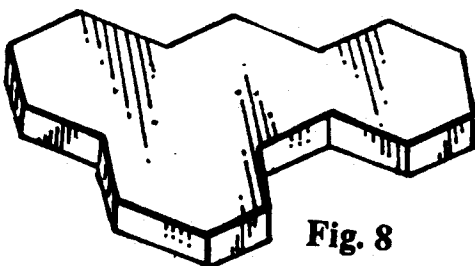


Fig. 8

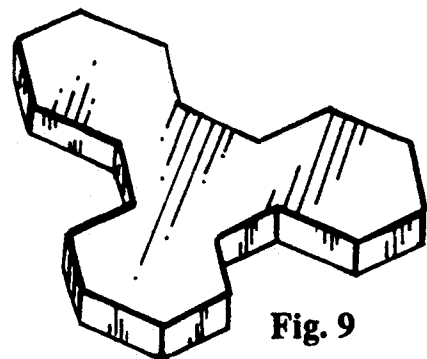


Fig. 9

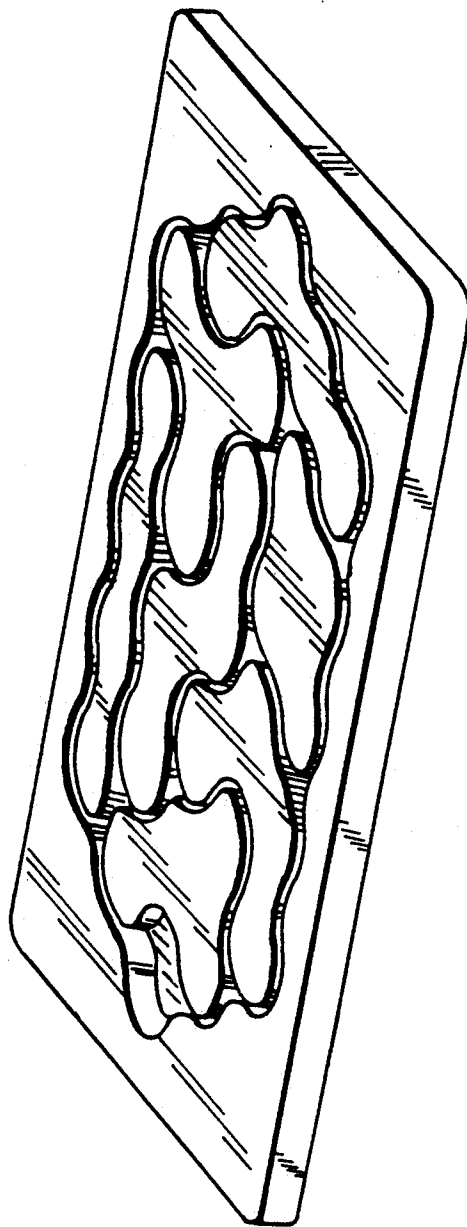


Fig. 10

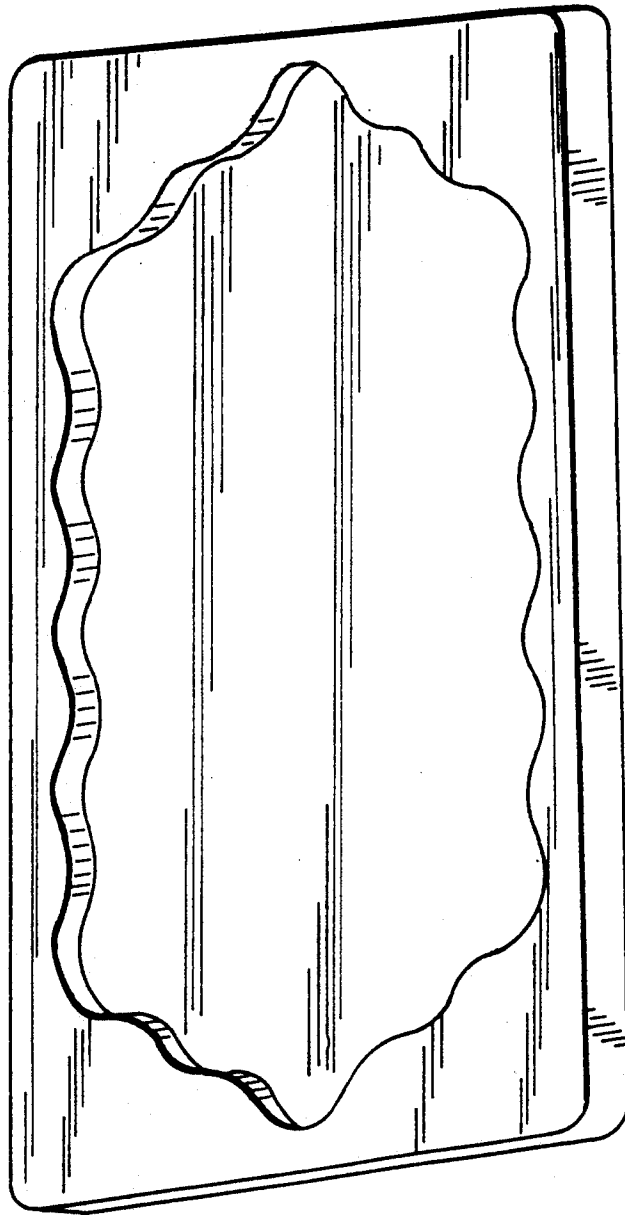


Fig. 11

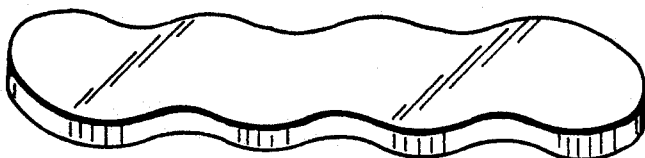


Fig. 12

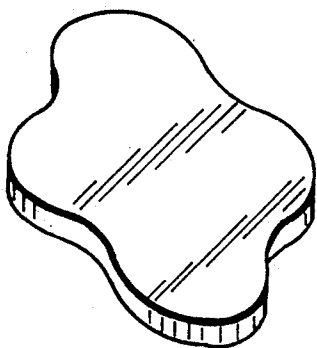


Fig. 13

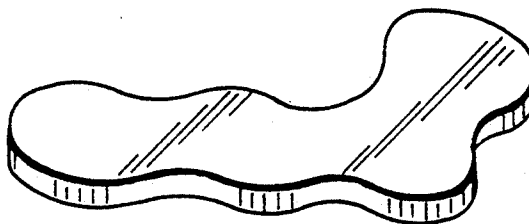


Fig. 14

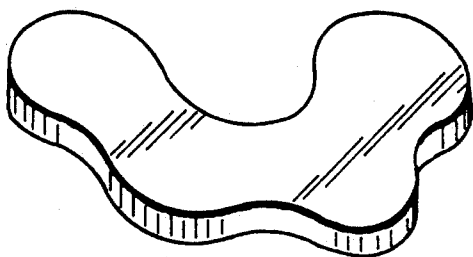


Fig. 15

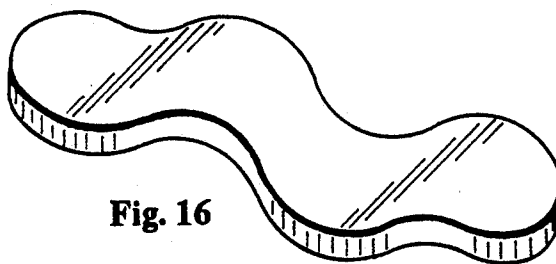


Fig. 16

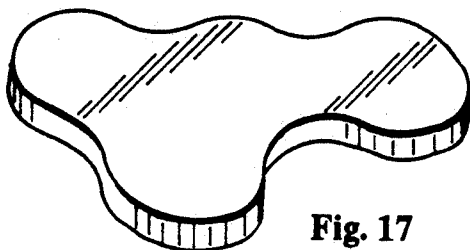


Fig. 17

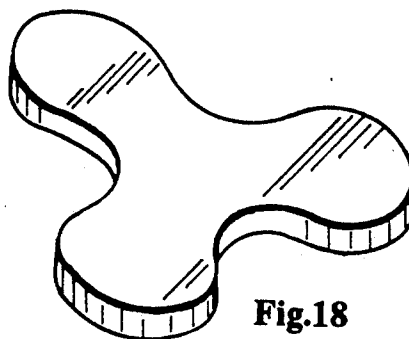


Fig. 18