



US00D587988S

(12) **United States Design Patent**
Johansson

(10) **Patent No.:** **US D587,988 S**

(45) **Date of Patent:** **** Mar. 10, 2009**

(54) **CORD LOCK**

(76) Inventor: **Benny Johansson**, Götagatan 3 B,
Hässleholm (SE) 28150

(**) Term: **14 Years**

(21) Appl. No.: **29/286,163**

(22) Filed: **Apr. 26, 2007**

(30) **Foreign Application Priority Data**

Feb. 5, 2007 (EM) 000664743

(51) **LOC (9) Cl.** **08-05**

(52) **U.S. Cl.** **D8/356**

(58) **Field of Classification Search** D8/105,
D8/107, 333, 349, 354, 356, 358, 360, 360.1,
D8/367, 373, 382, 383, 394–396, 400; D23/261;
D26/38; 24/18, 197, 561; 174/153 G, 650,
174/656, 135; 242/400.1, 405.1, 405.2, 600,
242/603, 604, 604.1, 607, 608, 608.6, 608.7,
242/609, 916; 248/65, 74.1–74.4, 201, 214,
248/215, 229.26, 302, 304, 316.7, 316.8;
439/367, 369, 371, 472; 211/119; D13/153;
224/268, 269, 666

See application file for complete search history.

(56) **References Cited**

U.S. PATENT DOCUMENTS

479,509	A	*	7/1892	Heaphy, Jr.	24/130
D23,423	S	*	7/1894	Mintzer	D8/382
656,431	A	*	8/1900	Stewart	24/130
1,383,665	A	*	7/1921	Rohan	24/129 B
1,485,266	A	*	2/1924	Hennah	24/570
1,485,996	A	*	3/1924	Stout	24/18
1,806,162	A	*	5/1931	Hahn	24/712.6
2,204,117	A	*	6/1940	Brammer	474/241
2,229,935	A	*	1/1941	Powers	24/131 R
D153,644	S	*	5/1949	Stanley, Sr. et al.	D32/61
2,533,341	A	*	12/1950	Alfano	242/388
2,825,952	A	*	3/1958	Van Driel	24/570
D233,977	S	*	12/1974	Dyal	D8/358
D259,244	S	*	5/1981	Grecol, Jr.	D8/380

D275,262	S	*	8/1984	Kimball	D8/356
4,779,816	A	*	10/1988	Varlet	242/405.1
5,179,044	A	*	1/1993	Muromachi et al.	439/369
5,336,106	A	*	8/1994	Osten	439/369
D359,229	S	*	6/1995	Jules	D8/395
5,423,693	A	*	6/1995	Light	439/369
D372,188	S	*	7/1996	Van Dyke	D8/358
5,547,390	A	*	8/1996	Laherty	439/373
5,625,925	A	*	5/1997	Richards	24/129 B
D412,100	S	*	7/1999	Kruse et al.	D8/367
6,012,940	A	*	1/2000	Wheeler	439/369
6,450,436	B1	*	9/2002	Tsuji et al.	242/400.1
D487,390	S	*	3/2004	Tanaka et al.	D8/354

(Continued)

FOREIGN PATENT DOCUMENTS

IT	EC-301734-0009	*	2/2005
NL	EC-320312-0001	*	4/2005

Primary Examiner—T. Chase Nelson
Assistant Examiner—Karen Acker

(57) **CLAIM**

The ornamental design for a cord lock, as shown and described.

DESCRIPTION

FIG. 1 is a perspective view of a cord lock showing my new design;

FIG. 2 is a left side elevational view thereof;

FIG. 3 is a front elevational view, the opposite side being a mirror image thereof;

FIG. 4 is a right side elevational view thereof;

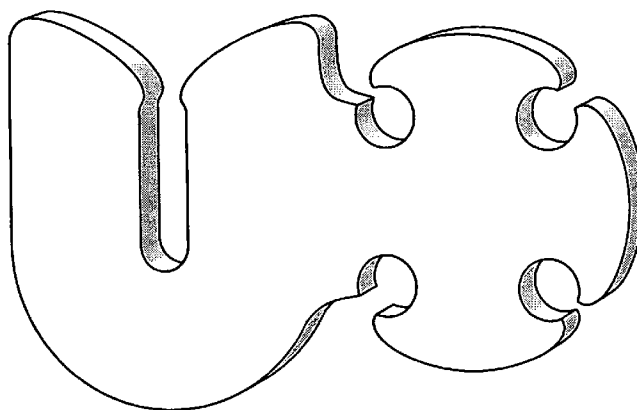
FIG. 5 is a bottom plan view thereof;

FIG. 6 is an environmental, perspective view thereof; and,

FIG. 7 is an environmental, top plan view thereof.

The broken lines in FIGS. 6 and 7 show structures illustrating the design in an environment of use and form no part of the claimed design.

1 Claim, 2 Drawing Sheets



US D587,988 S

Page 2

U.S. PATENT DOCUMENTS							
				6,979,221 B1 *	12/2005	Hunter	439/369
				D522,849 S *	6/2006	Dick et al.	D8/395
D488,372 S *	4/2004	Gambrell	D8/356	7,081,004 B1 *	7/2006	Puzio	439/369
6,833,508 B2 *	12/2004	Cha	174/135	2007/0011850 A1 *	1/2007	Downing et al.	24/16 R
D505,616 S *	5/2005	Wingerter et al.	D8/383				

* cited by examiner

Fig. 1

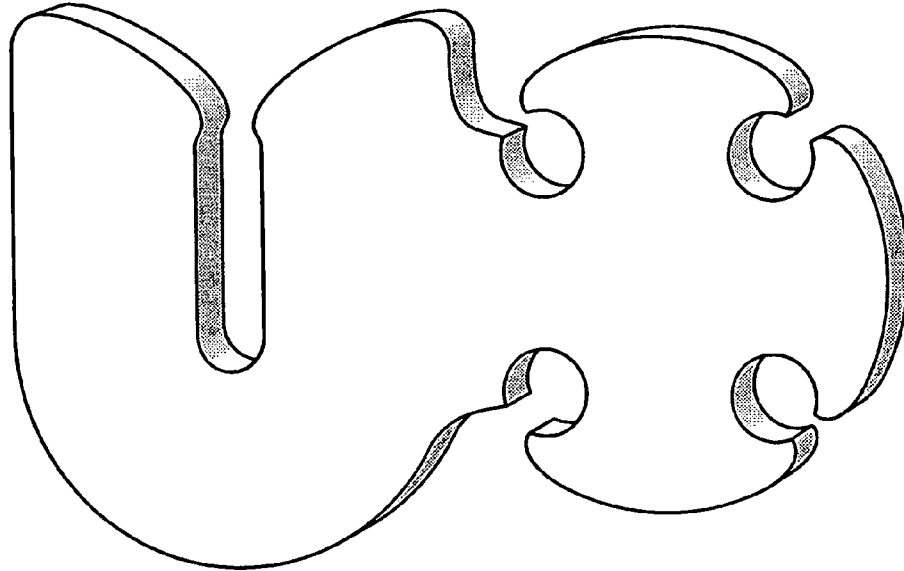


Fig. 2



Fig. 3

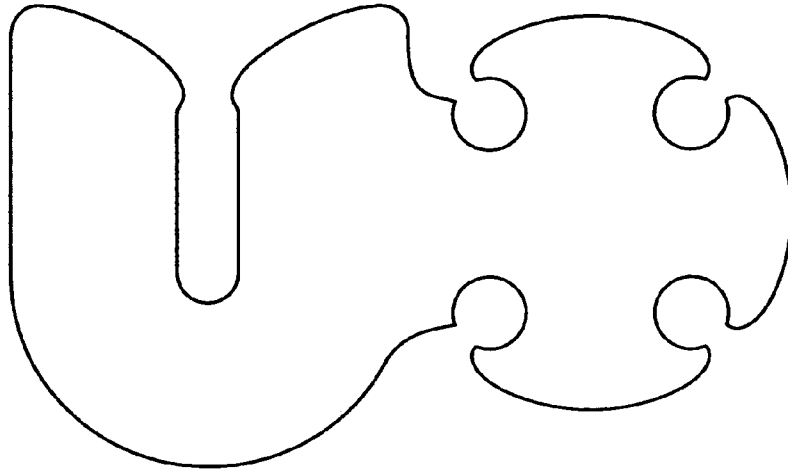


Fig. 4



Fig. 5



Fig. 6

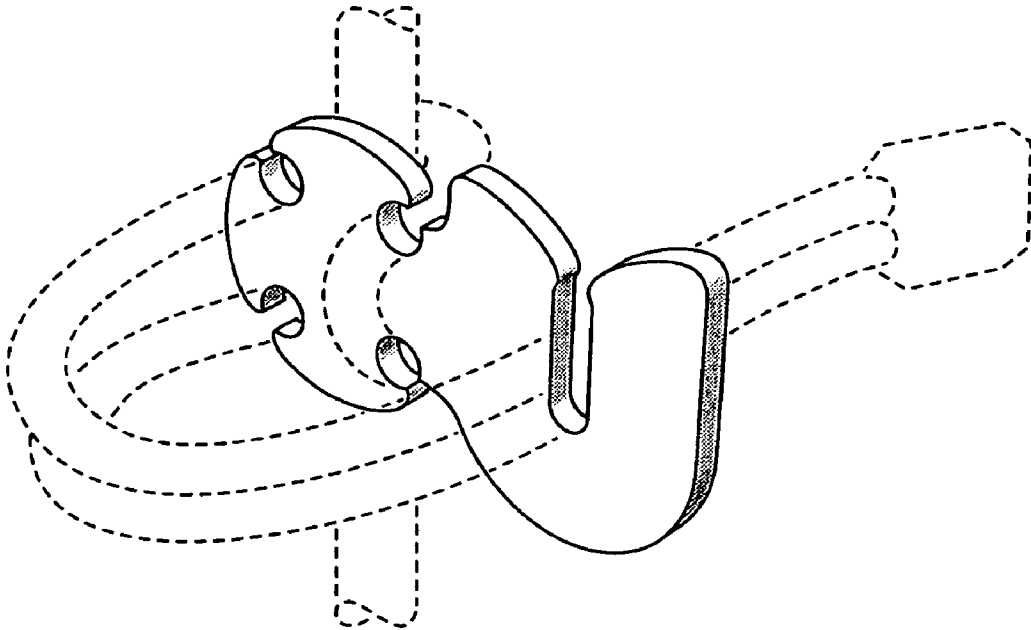


Fig. 7

