



US00D502661S

(12) **United States Design Patent**
Rapport

(10) **Patent No.:** **US D502,661 S**

(45) **Date of Patent:** **** Mar. 8, 2005**

(54) **BRACELET**

(75) **Inventor:** **Abbie Rapport, Northridge, CA (US)**

(73) **Assignee:** **Broadway Entertainment, Inc., Santa Monica, CA (US)**

(**) **Term:** **14 Years**

(21) **Appl. No.:** **29/199,873**

(22) **Filed:** **Feb. 23, 2004**

(51) **LOC (7) Cl.** **11-01**

(52) **U.S. Cl.** **D11/3**

(58) **Field of Search** D11/1-25, 93-94,
D11/32; 59/78, 79.2, 80-84; 63/1.11, 3,
3.1, 3.2, 5.1-5.2, 7-11; 224/175

(56) **References Cited**

U.S. PATENT DOCUMENTS

365,853 A	7/1887	Palmer
1,319,201 A	10/1919	Boldizsar
1,701,610 A	2/1929	Forstner
D98,374 S	1/1936	Taylor
2,145,071 A	1/1939	Cave
2,322,461 A	6/1943	Mariano

D175,089 S	7/1955	Newmark	
5,081,852 A	1/1992	Cox	
D340,651 S	10/1993	Lassigne	
D340,871 S	11/1993	Iwamura	
D399,448 S	10/1998	Dunlap	
D463,308 S	9/2002	Skiles	
D472,840 S	* 4/2003	Visick	D11/3
D475,316 S	* 6/2003	Skiles	D11/1

* cited by examiner

Primary Examiner—Ralf Seifert

(74) *Attorney, Agent, or Firm*—Rapkin, Gitlin & Beaumont

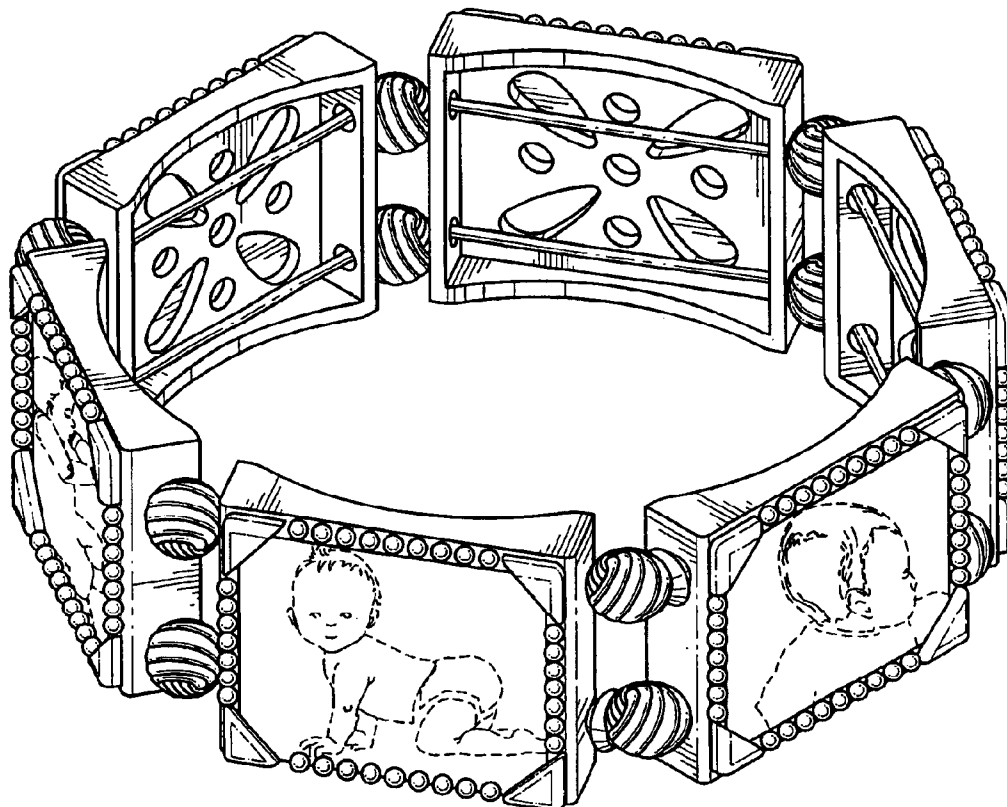
(57) **CLAIM**

I claim the ornamental design for a bracelet, as shown and described.

DESCRIPTION

FIG. 1 is a perspective view of the bracelet;
FIG. 2 is a top plan view of the bracelet;
FIG. 3 is a bottom plan view of the bracelet;
FIG. 4 is a front elevational view of the bracelet;
FIG. 5 is a rear elevational view of the bracelet;
FIG. 6 is a left-side elevational view of the bracelet; and,
FIG. 7 is a right-side elevational view of the bracelet.

1 Claim, 3 Drawing Sheets



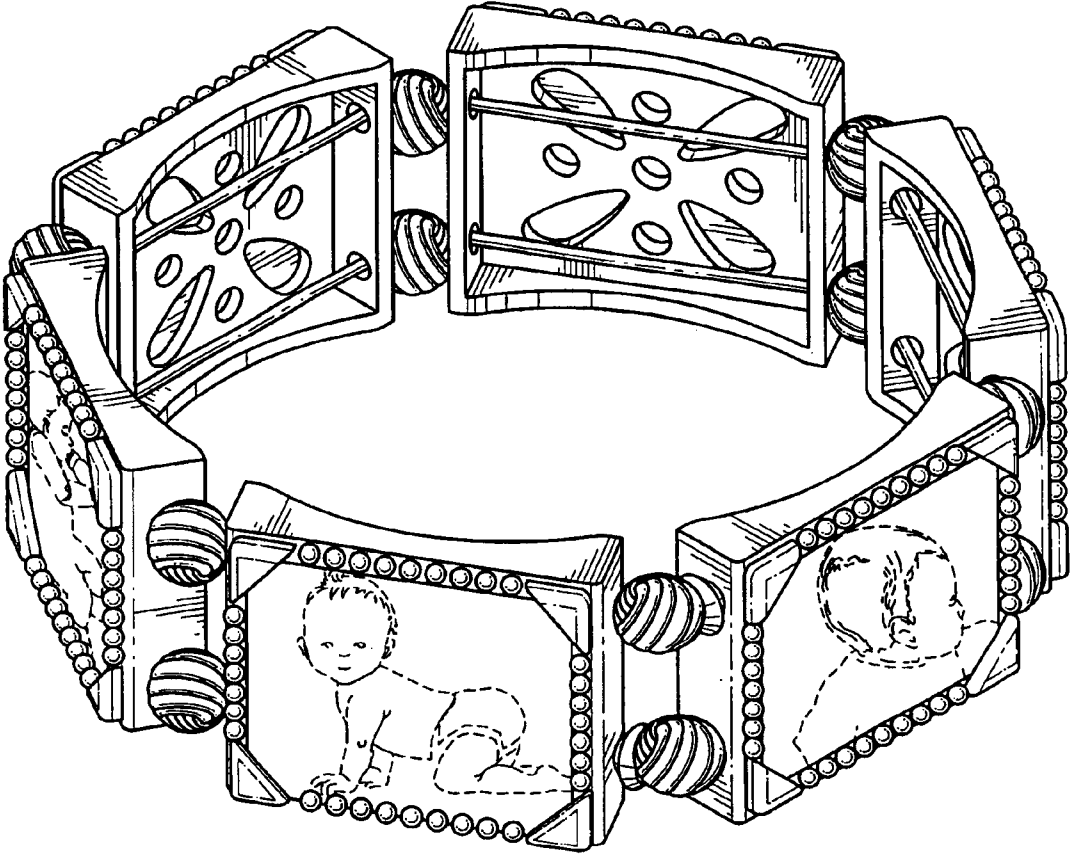


FIG. 1

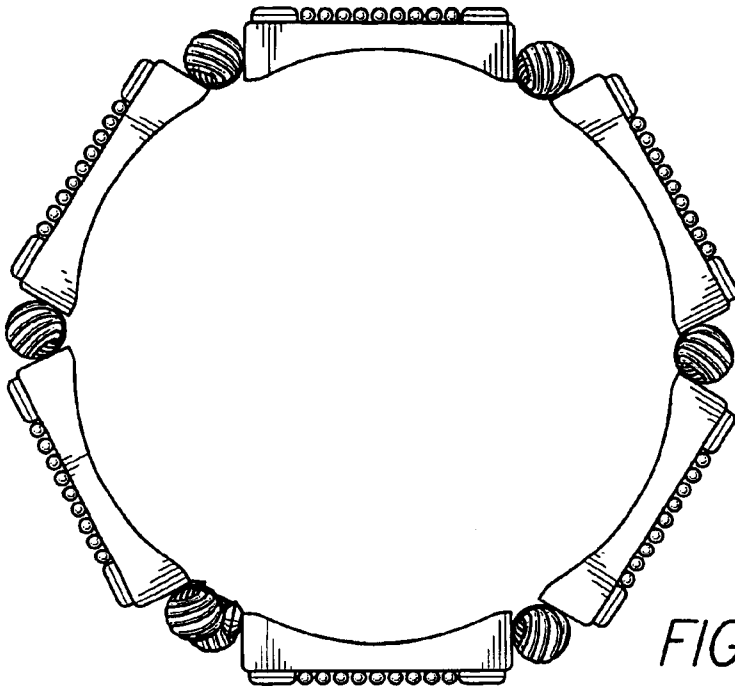


FIG. 2

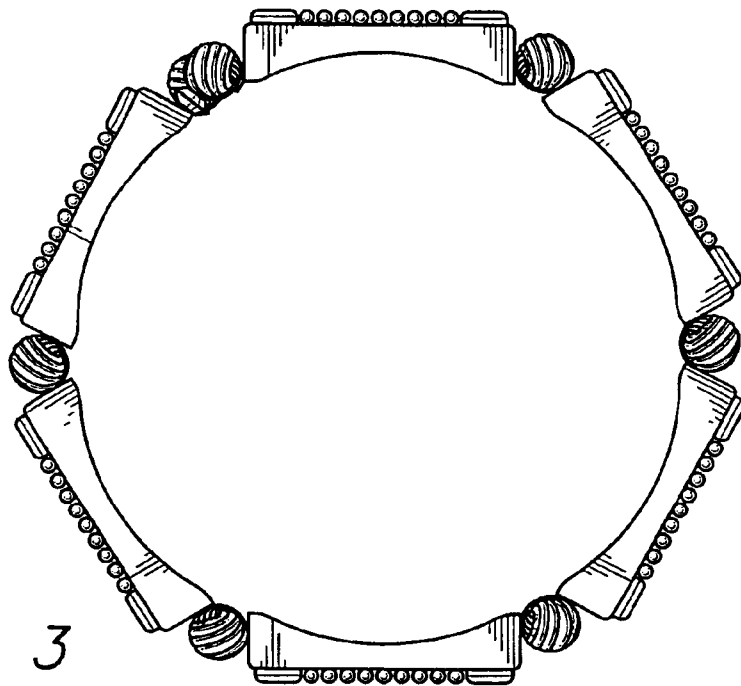


FIG. 3

FIG. 4




FIG. 5

FIG. 6

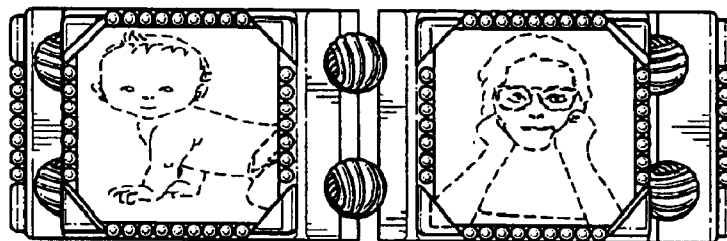



FIG. 7