



US00D855502S

(12) **United States Design Patent** (10) **Patent No.:** **US D855,502 S**
Behmer et al. (45) **Date of Patent:** **** Aug. 6, 2019**

- (54) **VEHICLE FRONT UPPER GRILLE**
- (71) Applicant: **Ford Global Technologies, LLC**,
Dearborn, MI (US)
- (72) Inventors: **Darrell P. Behmer**, Novi, MI (US);
Melvin Betancourt, Shelby Township,
MI (US); **Christopher Stevens**,
Dearborn, MI (US); **Craig S. Metros**,
Bloomfield, MI (US)
- (73) Assignee: **Ford Global Technologies, LLC**,
Dearborn, MI (US)
- (**) Term: **15 Years**
- (21) Appl. No.: **29/627,557**
- (22) Filed: **Nov. 28, 2017**
- (51) **LOC (12) Cl.** **12-16**
- (52) **U.S. Cl.**
USPC **D12/163**
- (58) **Field of Classification Search**
USPC D12/86, 90-92, 98, 163, 169, 196, 216
CPC B62D 25/08; B62B 9/16; B60K 11/08;
B60R 19/50; B60R 19/52
See application file for complete search history.

D741,752 S *	10/2015	Messale	D12/91
D815,994 S *	4/2018	Nakamura	D12/163
D821,922 S *	7/2018	Behmer	D12/92
D825,406 S *	8/2018	Gueller	D12/163
D826,797 S *	8/2018	Behmer	D12/163
D827,509 S *	9/2018	Behmer	D12/163
D830,243 S *	10/2018	Gueller	D12/163

FOREIGN PATENT DOCUMENTS

TW	D151145	1/2013
TW	D151147	1/2013

OTHER PUBLICATIONS

<https://www.youtube.com/watch?v=wAPyIXA90iQ> Posted Jan. 14, 2018 (Year: 2018).*

<https://www.youtube.com/watch?v=7s-64GmXB2E> Posted Jan. 14, 2018 (Year: 2018).*

* cited by examiner

Primary Examiner — Leanne Was-Englehart
(74) *Attorney, Agent, or Firm* — LeClairRyan

(57) **CLAIM**

The ornamental design for a vehicle front upper grille, as shown and described.

DESCRIPTION


FIG. 1 is a front elevational view of a vehicle front upper grille, showing our new design;
FIG. 2 is a rear elevational view thereof;
FIG. 3 is a left side elevational view thereof;
FIG. 4 is a right side elevational view thereof;
FIG. 5 is a top plan view thereof;
FIG. 6 is a bottom plan view thereof;
FIG. 7 is a top, front, and left side perspective view thereof;
FIG. 8 is a bottom, front, and left side perspective view thereof; and,
FIG. 9 is a top, rear, and left side perspective view thereof.

1 Claim, 9 Drawing Sheets

(56) **References Cited**

U.S. PATENT DOCUMENTS

2,854,104 A *	9/1958	Marcy, Jr.	B21D 47/005 52/666
D589,856 S *	4/2009	Woolley	D12/169
D591,210 S *	4/2009	Woolley	D12/169
D664,479 S	7/2012	Platto	
D664,899 S	8/2012	Platto	
D678,136 S *	3/2013	Behmer	D12/163
D708,993 S *	7/2014	Mays	D12/163
D712,320 S *	9/2014	Mays	D12/163
D712,321 S *	9/2014	Mays	D12/163
D714,690 S *	10/2014	Mays	D12/92
D728,423 S *	5/2015	Rupar	D12/91






Fig. 1




Fig. 2



Fig. 3




Fig. 4





Fig. 5

Fig. 6






Fig. 7




Fig. 8

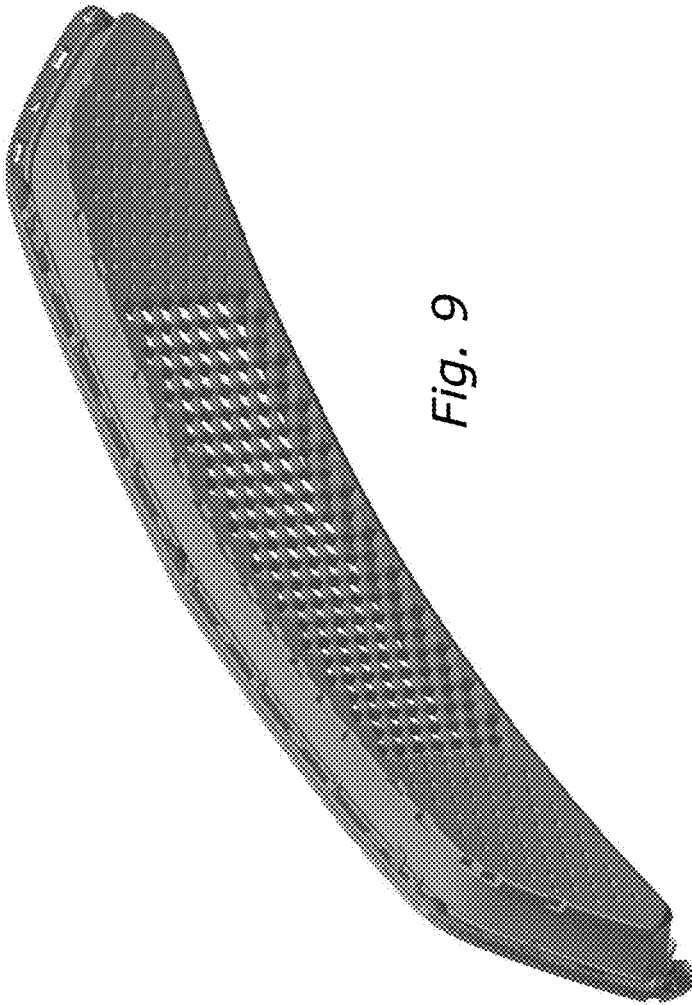


Fig. 9