



US00D768944S

(12) **United States Design Patent**
Zhang

(10) **Patent No.:** **US D768,944 S**

(45) **Date of Patent:** **** Oct. 11, 2016**

(54) **DUST COLLECTOR**

(71) Applicants: **JIANGSU MIDEA CLEANING APPLIANCES CO., LTD.**, Suzhou (CN); **MIDEA GROUP CO., LTD.**, Foshan (CN)

(72) Inventor: **Qianwen Zhang**, Suzhou (CN)

(73) Assignees: **JIANGSU MIDEA CLEANING APPLIANCES CO., LTD.**, Suzhou (CN); **MIDEA GROUP CO., LTD.**, Foshan (CN)

(**) Term: **15 Years**

(21) Appl. No.: **29/543,982**

(22) Filed: **Oct. 29, 2015**

(51) **LOC (10) Cl.** **15-05**

(52) **U.S. Cl.**
USPC **D32/22**

(58) **Field of Classification Search**
USPC D32/17-18, 21-24, 31, 34, 40, 42, D32/49-52
CPC A47L 5/28; A47L 5/32; A47L 5/362; A47L 5/365; A47L 5/24; A47L 5/34; A47L 7/0038; A47L 9/26; A47L 9/2857; A47L 9/20; A47L 9/02; A47L 9/322; A47L 9/325; A47L 11/34; A47L 11/40; A47L 11/4044; A47L 11/20; A47L 11/146
See application file for complete search history.

(56) **References Cited**

U.S. PATENT DOCUMENTS

D462,813 S * 9/2002 Nakano D32/22
D510,465 S * 10/2005 Takahashi D32/22

D587,870 S * 3/2009 Baek D32/22
D610,317 S * 2/2010 Lee D32/22
D610,318 S * 2/2010 Shin D32/22
D633,264 S * 2/2011 Lee D32/22
D652,589 S * 1/2012 Lee D32/22
D670,878 S * 11/2012 Lee D32/22
D730,001 S * 5/2015 Yun D32/22
D735,426 S * 7/2015 Yun D32/22
D739,620 S * 9/2015 Johnson D32/22
D740,503 S * 10/2015 Tyler D32/22
2013/0232724 A1 * 9/2013 Krebs A47L 5/28 15/353
2015/0351596 A1 * 12/2015 Thorne A47L 5/28 15/332

* cited by examiner

Primary Examiner — Ruth McInroy

(74) *Attorney, Agent, or Firm* — Hodgson Russ LLP

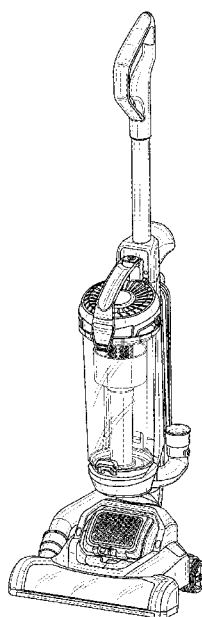
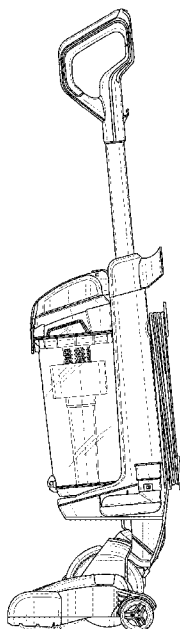
(57) **CLAIM**

The ornamental design for a dust collector, as shown and described.

DESCRIPTION

FIG. 1 is a front elevational view of a dust collector showing my new design;
FIG. 2 is a rear elevational view thereof;
FIG. 3 is a left side elevational view thereof;
FIG. 4 is a right side elevational view thereof;
FIG. 5 is a detail top plan view thereof; and,
FIG. 6 is a perspective view thereof.
The oblique shade lines in the Figures indicate a transparent surface.

1 Claim, 6 Drawing Sheets



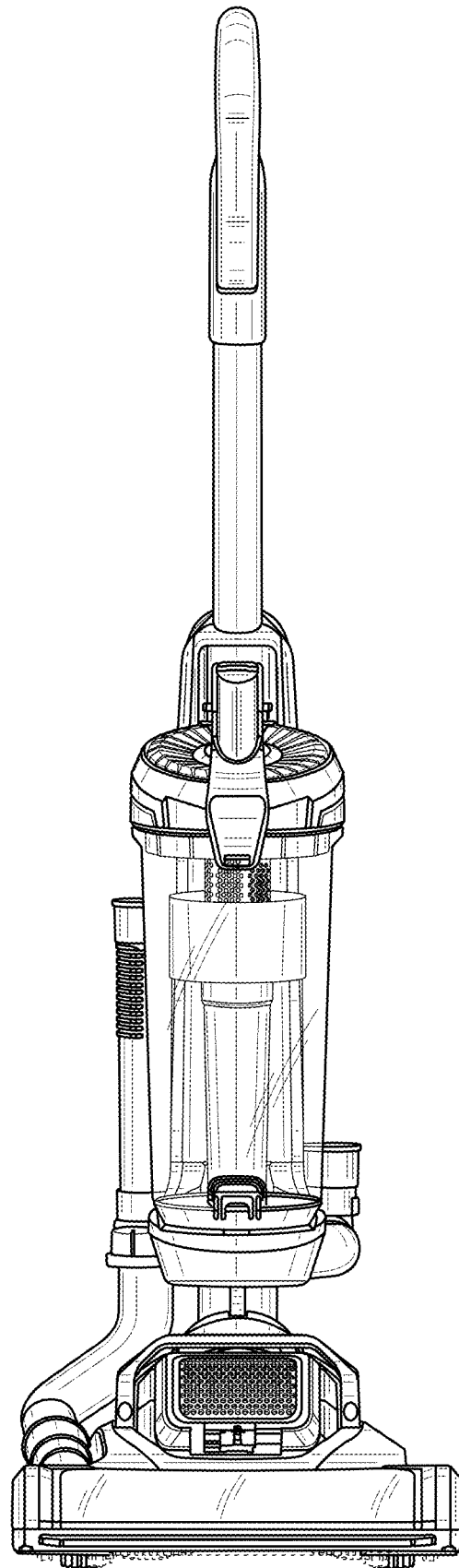


FIG. 1

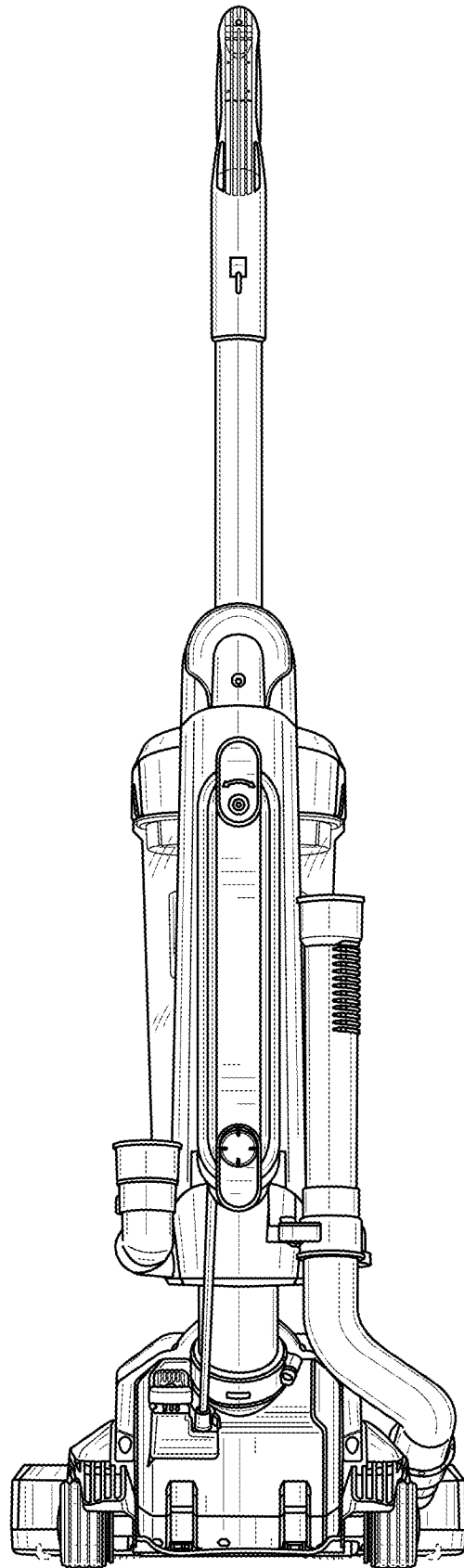


FIG. 2

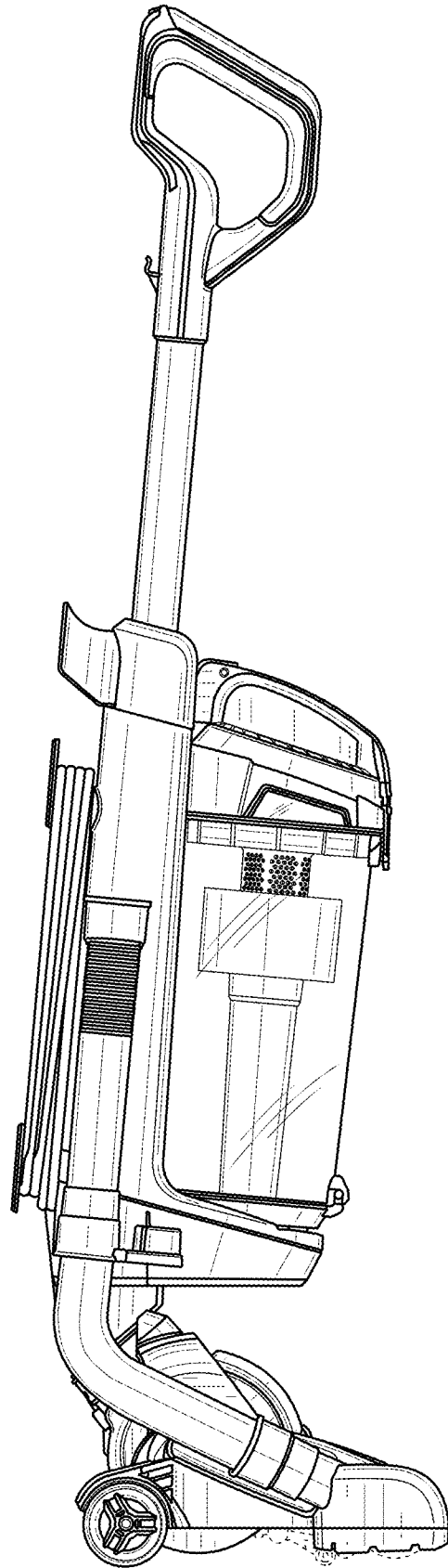


FIG. 3

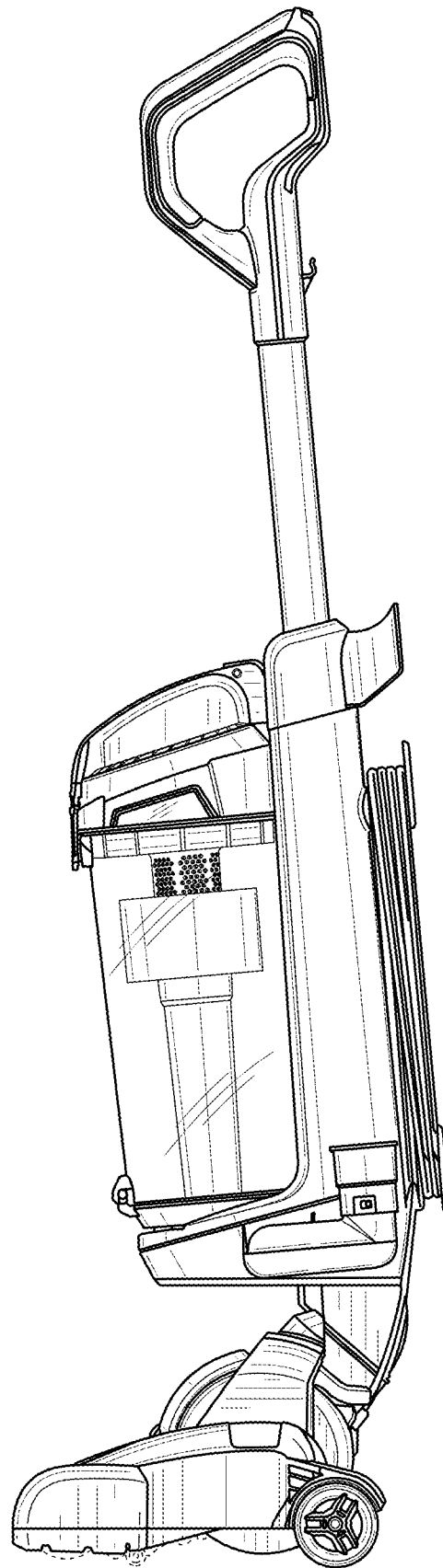


FIG. 4




FIG. 5

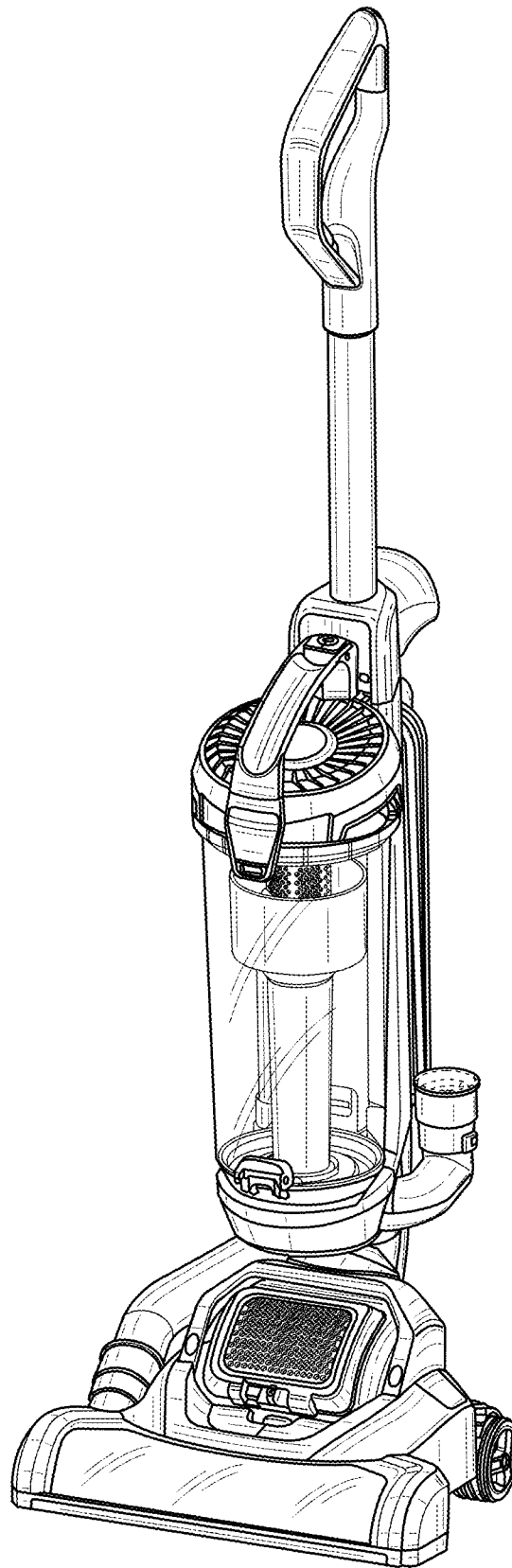


FIG. 6