



US00D371256S

# United States Patent [19] Paus

[11] Patent Number: **Des. 371,256**

[45] Date of Patent: **\*\*Jul. 2, 1996**

[54] **CHINA CABINET**

[75] Inventor: **Michael J. Paus**, High Point, N.C.

[73] Assignee: **Universal Furniture Industries, Inc.**,  
High Point, N.C.

[\*\*] Term: **14 Years**

[21] Appl. No.: **36,282**

[22] Filed: **Mar. 16, 1995**

[52] U.S. Cl. .... **D6/438**

[58] Field of Search ..... D6/432-448, 470-472;  
312/204, 114, 116

[56] **References Cited**

**U.S. PATENT DOCUMENTS**

D. 249,431	9/1978	Adkinson	.....	D6/438
D. 257,197	10/1980	Sanchez	.....	D6/439 X
D. 320,899	10/1991	Keller	.....	D6/438
D. 343,306	1/1994	Keller	.....	D6/438
D. 357,598	4/1995	Keller	.....	D6/438

**OTHER PUBLICATIONS**

“Chevalier” by Burlington ©1982 p. 3, china cabinet on page.  
“Fisher Park” Thomasville Jul. 1988 p. 11; China cabinet on page.

“Canterbury Oak” by Ethan Allen p. 237; arched china cabinet item #1 on page.

*Primary Examiner*—Carmen H. Vales-Lado  
*Attorney, Agent, or Firm*—Edgar A. Zarins; Malcolm L. Sutherland

[57] **CLAIM**

The ornamental design for a china cabinet, as shown and described.

**DESCRIPTION**


FIG. 1 is a perspective view of a china cabinet showing my new design;

FIG. 2 is a front elevational view thereof;

FIG. 3 is a top plan view thereof; and,

FIG. 4 is a left side elevational view as seen when in use, the right side being a mirror image thereof.

**1 Claim, 3 Drawing Sheets**






Fig - 1




Fig - 2




Fig - 3




Fig - 4