



US00D745303S

(12) **United States Design Patent**
Harvey et al.

(10) **Patent No.:** **US D745,303 S**

(45) **Date of Patent:** **** Dec. 15, 2015**

(54) **BEVERAGE DISPENSER**

(71) Applicant: **The Coca-Cola Company**, Atlanta, GA (US)

(72) Inventors: **David Harvey**, Suwanee, GA (US);
Daniel S. Quartarone, Atlanta, GA (US); **Scott M. Harrison**, Atlanta, GA (US); **Jae Ho Cha**, Atlanta, GA (US);
Kris Tomasson, Atlanta, GA (US);
Simon Alan Daniel, London (GB);
Christopher Michael Weston, London (GB)

(73) Assignee: **The Coca Cola Company**, Atlanta, GA (US)

(**) Term: **14 Years**

(21) Appl. No.: **29/489,820**

(22) Filed: **May 2, 2014**

(51) **LOC (10) Cl.** **07-01**

(52) **U.S. Cl.**
USPC **D7/306; D7/311**

(58) **Field of Classification Search**
USPC D7/306-311, 305, 300, 313, 399, 398,
D7/397; 99/279, 284, 290, 280, 299, 307,
99/305, 295, 308, 309, 323.1; 222/23,
222/129.1; 62/395; D20/1; D23/207, 209
CPC A47J 31/44; A47J 31/00; B67D 1/0041;
B67D 3/00

See application file for complete search history.

(56) **References Cited**

U.S. PATENT DOCUMENTS

D418,000 S *	12/1999	Mork et al.	D7/309
D437,173 S *	2/2001	Naft et al.	D7/309
D453,655 S *	2/2002	Powell et al.	D7/306
D481,580 S *	11/2003	Daniels et al.	D7/309
D514,371 S *	2/2006	Yang et al.	D7/309
D529,752 S *	10/2006	Sumser et al.	D7/309
D556,496 S *	12/2007	Fung	D7/309
D608,129 S *	1/2010	Spear et al.	D7/306
D623,000 S *	9/2010	Murayyou et al.	D7/309
D709,722 S *	7/2014	Luippold et al.	D7/306
8,776,671 B2 *	7/2014	Van Os et al.	99/286
D710,643 S *	8/2014	Broen et al.	D7/306
D716,093 S *	10/2014	Jakeman et al.	D7/306

* cited by examiner

Primary Examiner — Marianne Pandozzi
(74) *Attorney, Agent, or Firm* — McAndrews Held & Malloy, Ltd.

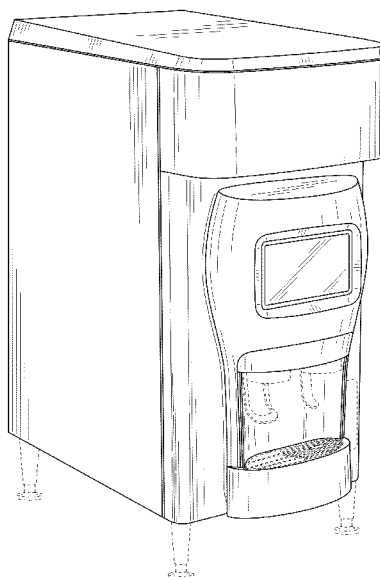
(57) **CLAIM**

The ornamental design for a beverage dispenser, as shown and described.

DESCRIPTION

FIG. 1 is a left perspective view of a beverage dispenser showing our new design;
FIG. 2 is a right perspective view thereof;
FIG. 3 is a front elevation view thereof;
FIG. 4 is a rear elevation view thereof;
FIG. 5 is a left-side elevation view thereof;
FIG. 6 is a right-side elevation view thereof;
FIG. 7 is a top plan view thereof; and,
FIG. 8 is a bottom plan view thereof.
The broken lines are for environmental purposes only and form no part of the claimed design.

1 Claim, 8 Drawing Sheets



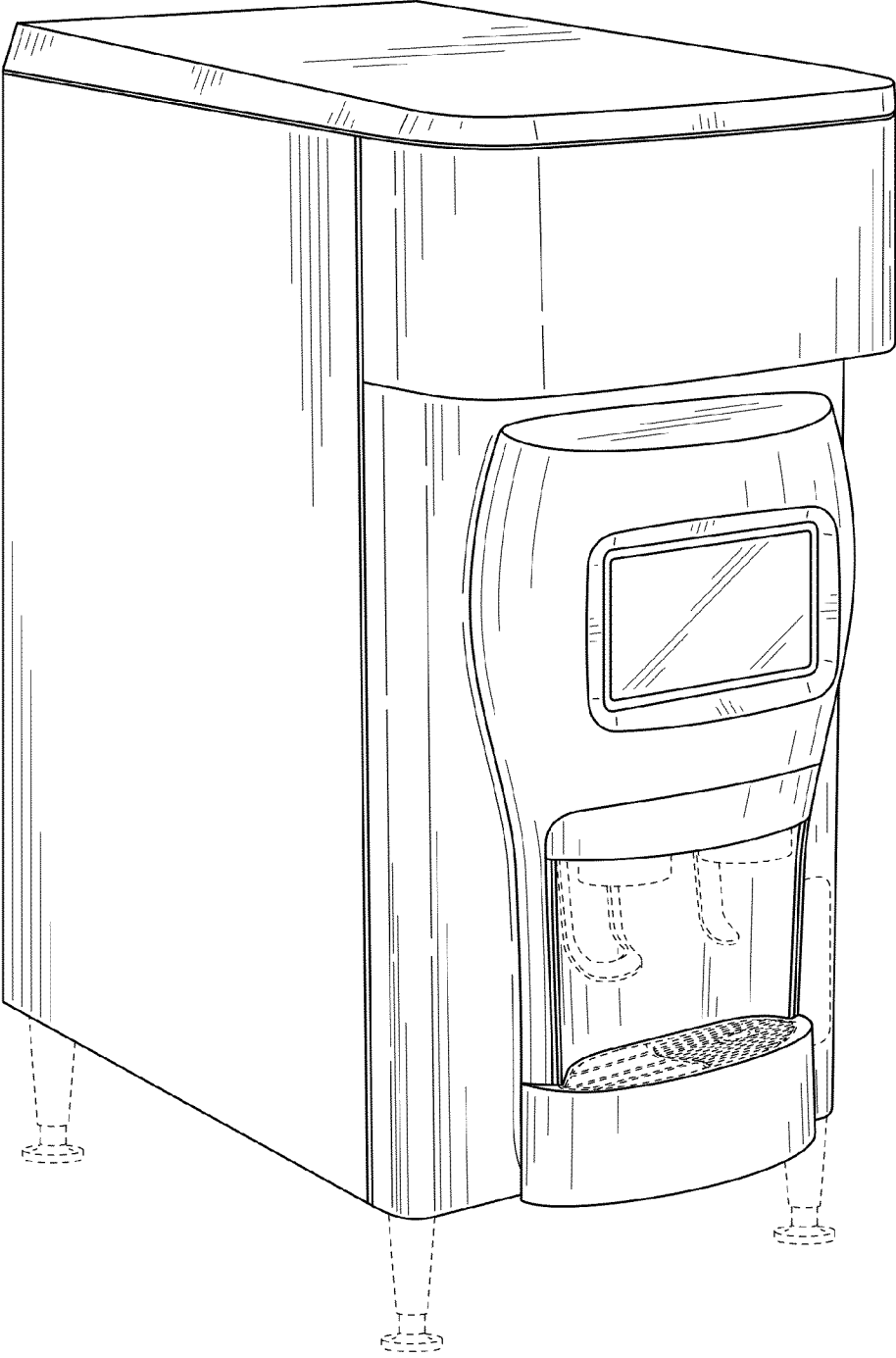


FIG. 1

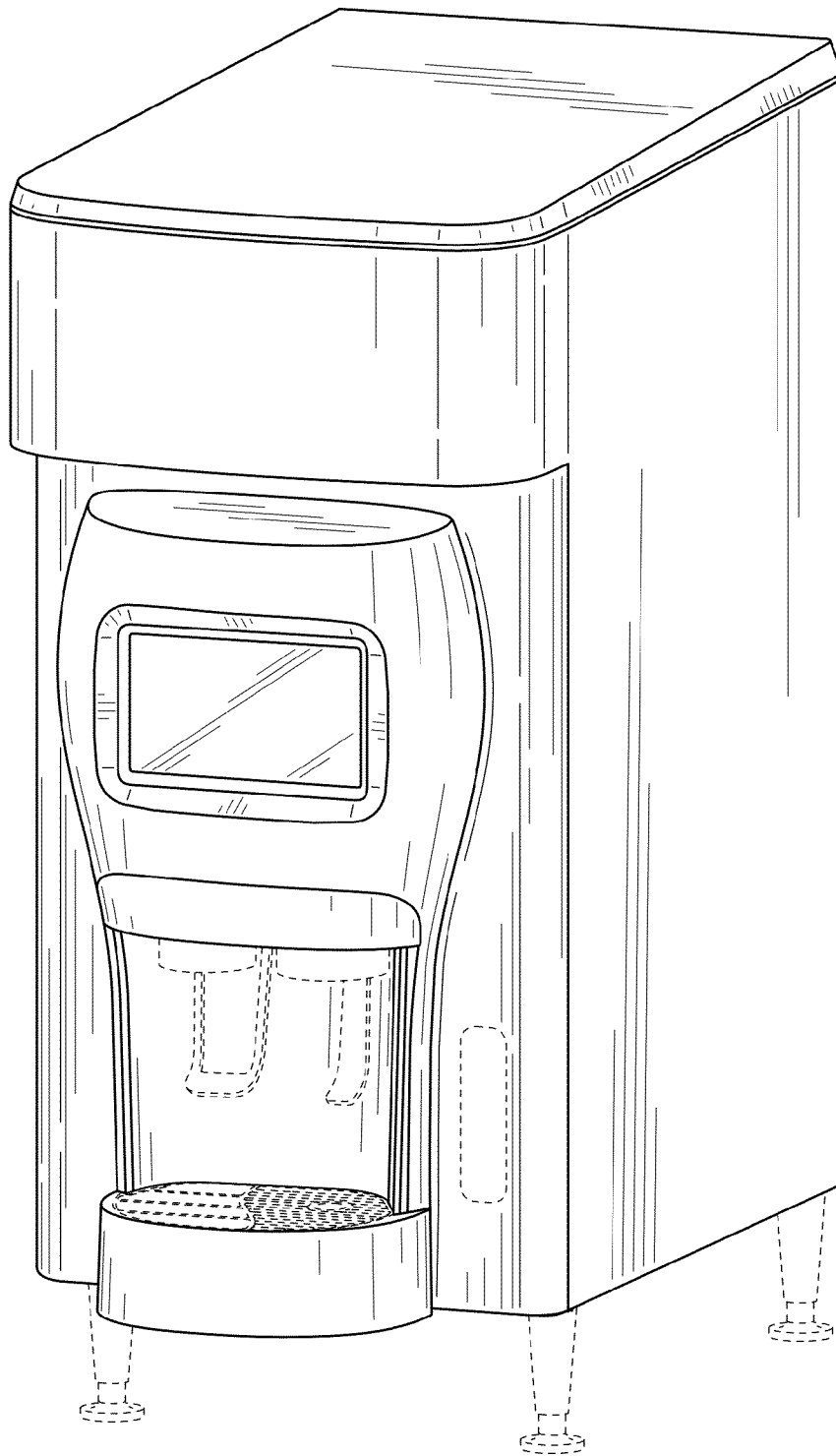


FIG. 2

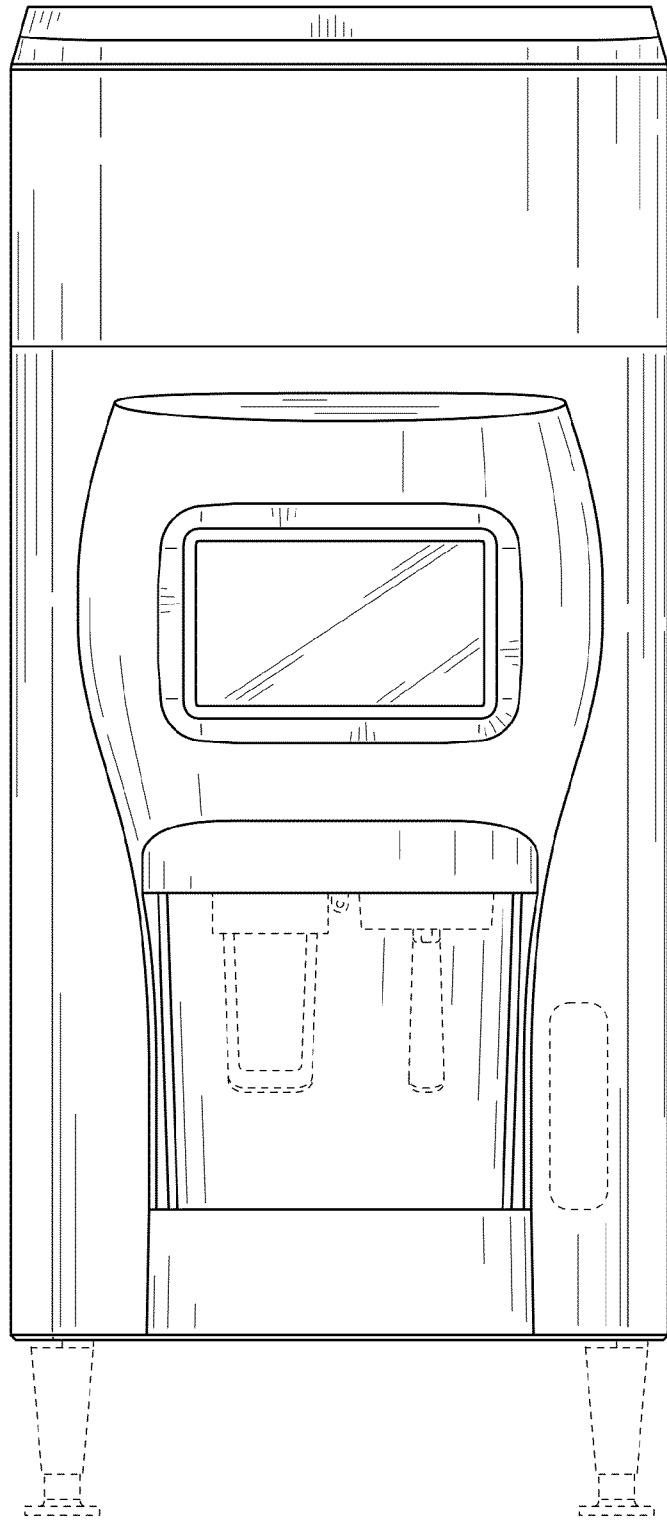


FIG. 3




FIG. 4



FIG. 5



FIG. 6




FIG. 7

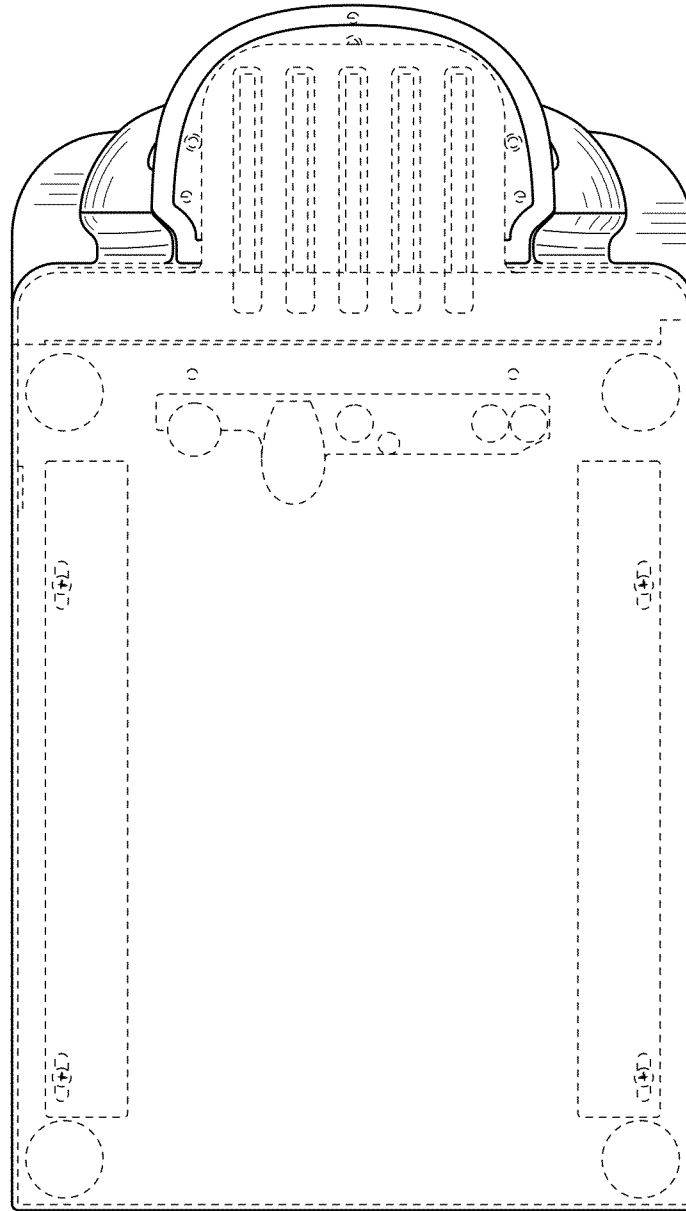


FIG. 8