

[54] EXPANDABLE HAND AND SHOULDER BAG

[75] Inventor: James H. Allen, Covington, Ky.

[73] Assignee: 'totes', incorporated, Loveland, Ohio

[**] Term: 14 Years

[21] Appl. No.: 486,049

[22] Filed: Apr. 18, 1983

[52] U.S. Cl. D3/48; D3/71; D3/77

[58] Field of Search D3/30.1, 33, 42, 43, D3/48, 53, 71, 76, 77; 190/100, 102, 103, 112, 115

[56] References Cited

U.S. PATENT DOCUMENTS

D. 220,234 3/1971 Marshall D3/71
D. 231,042 3/1974 Lee D3/71
D. 231,867 6/1974 Ohyama D3/71
D. 231,868 6/1974 Ohyama D3/71
D. 231,869 6/1974 Ohyama D3/71
D. 232,273 7/1974 Rose D3/71
D. 250,435 11/1978 Cooper D3/71
D. 255,181 6/1980 Leong et al. D3/71
D. 256,632 9/1980 Workman D3/71
D. 260,948 9/1981 Katz et al. D3/71
3,768,610 10/1973 Housel .
3,830,348 8/1974 Ohyama .
3,955,609 5/1976 Siegel .
3,989,080 11/1976 Koszegi .
4,011,898 3/1977 Hubbard .
4,081,061 3/1978 Tucker .
4,090,593 5/1978 Koff 190/103

FOREIGN PATENT DOCUMENTS

4539694 6/1949 Japan .
49-44325 2/1974 Japan .

OTHER PUBLICATIONS

The Drawing Board, Inc. catalog, ©1979.
Japanese Magazine Bag In Japan, 1971.

Primary Examiner—George P. Word
Attorney, Agent, or Firm—Wood, Herron & Evans

[57] CLAIM

The ornamental design for an expandable hand and shoulder bag, as shown and described.

DESCRIPTION

FIG. 1 is a side elevational view of an expandable hand and shoulder bag showing my new design in its folded and closed position, the opposite side being a mirror image thereof;

FIG. 2 is a right end view of the first bag as shown in FIG. 1, the bag being shown in its folded and closed position;

FIG. 3 is a left end view of the first bag as shown in FIG. 1, the bag being shown in its folded and closed position;

FIG. 4 is a top plan view of the first bag in its folded and closed position, the bottom plan view being a mirror image thereof;

FIG. 5 is a side elevational view of one side of the first bag in its unfolded and expanded position, the bag being shown with a shoulder strap;

FIG. 6 is a side elevational view of the other side of the first bag in its unfolded and expanded position, the strap being broken away;

FIG. 7 is an end view of the right end of the first bag shown in FIG. 5 in its unfolded and expanded position, the strap being broken away;

FIG. 8 is a top plan view of the first bag in its unfolded and expanded position, the strap being omitted;

FIG. 9 is a bottom plan view of the first bag in its unfolded and expanded position;

FIG. 10 is a side elevational view of a second embodiment of the expandable hand and shoulder bag shown in its folded and closed position, the opposite side being a mirror image thereof;

FIG. 11 is a right end view of the second bag as shown in FIG. 10, the bag being shown in its folded and closed position;

FIG. 12 is a left end view of the second bag as shown in FIG. 10, the bag being shown in its folded and closed position;

FIG. 13 is a top plan view of the second bag in its folded and closed position, the bottom plan view being a mirror image thereof;

FIG. 14 is a side elevational view of one side of the

(Description continued on next page.)

second bag in its unfolded and expanded position, the bag being shown with a shoulder strap;

FIG. 15 is a side elevational view of the other side of the second bag in its unfolded and expanded position, the strap being broken away;

FIG. 16 is an end view of the right end of the second

bag in FIG. 14 in its unfolded and expanded position, the strap being broken away;

FIG. 17 is a top plan view of the second bag in its unfolded and expanded position, the strap being omitted; and

FIG. 18 is a bottom plan view of the second bag in its unfolded and expanded position.




FIGURE 1



FIGURE 2




FIGURE 3




FIGURE 4

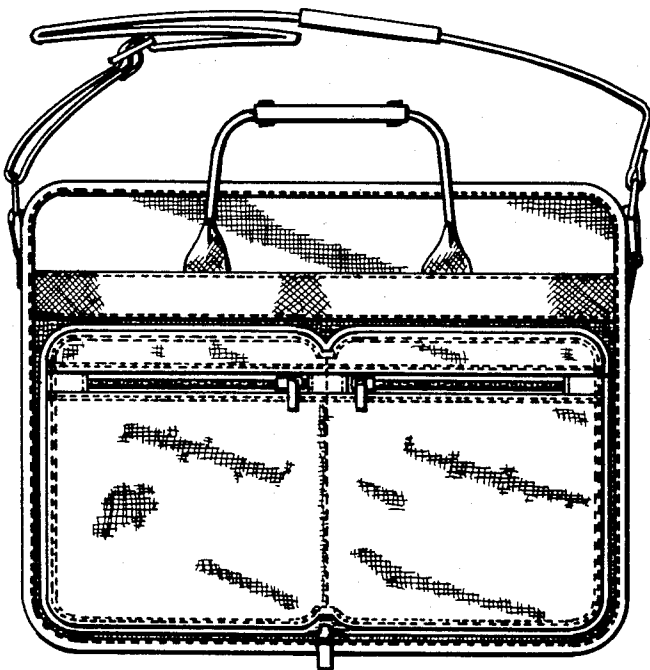


FIGURE 5

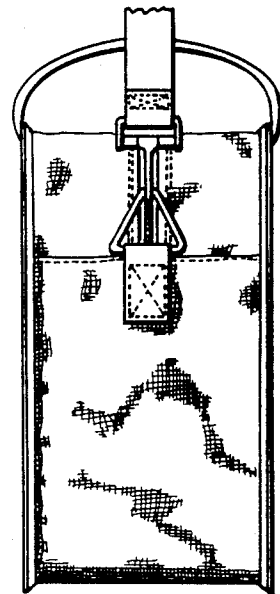


FIGURE 7

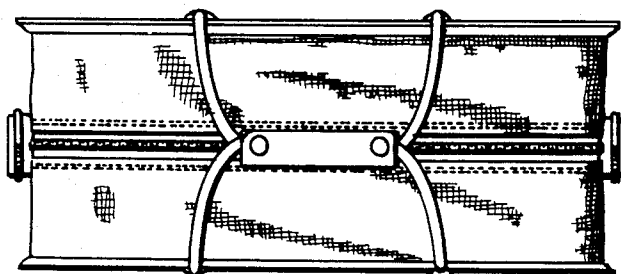


FIGURE 8

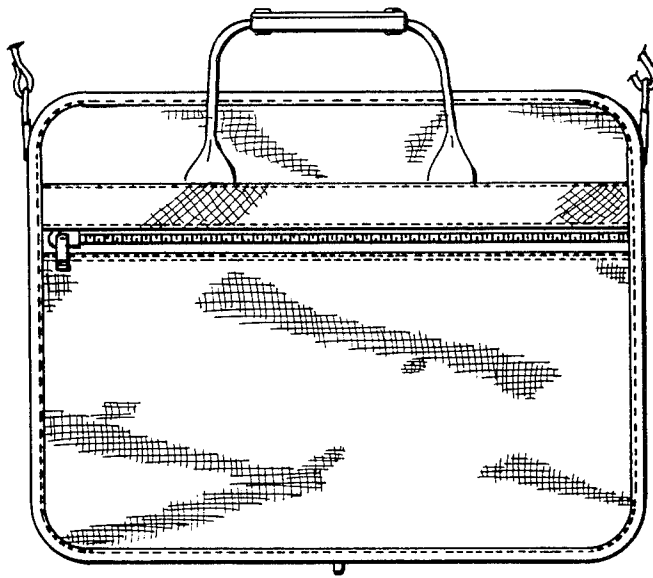


FIGURE 6

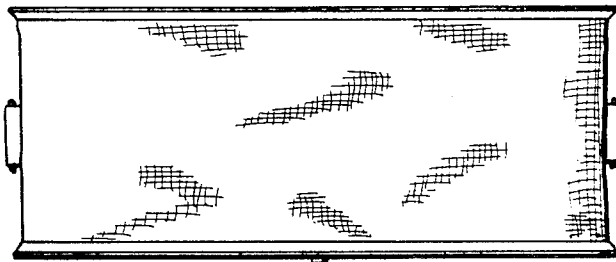


FIGURE 9

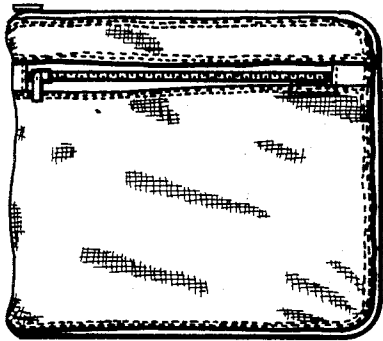


FIGURE 10



FIGURE 11




FIGURE 12



FIGURE 13

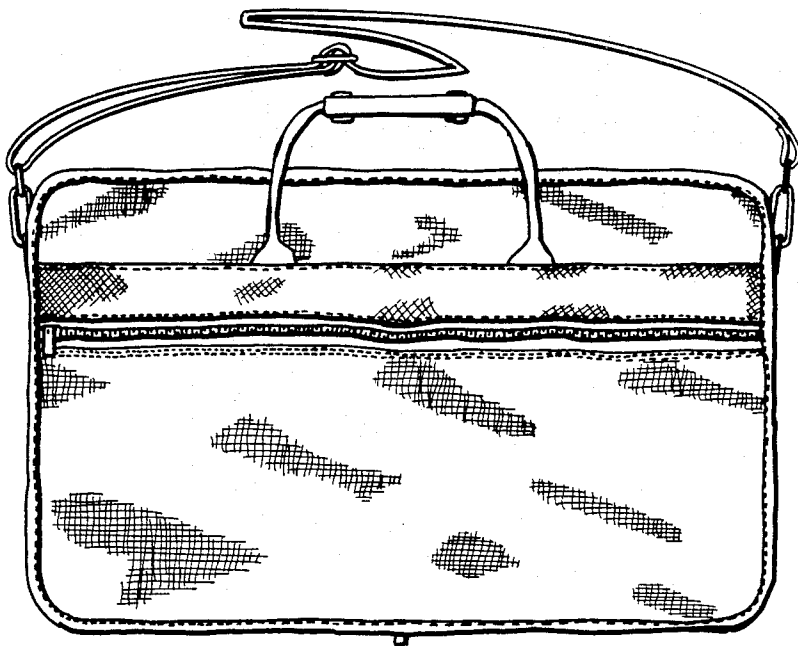


FIGURE 14




FIGURE 16

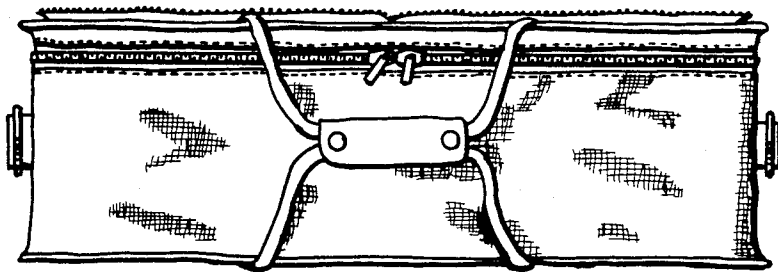


FIGURE 17

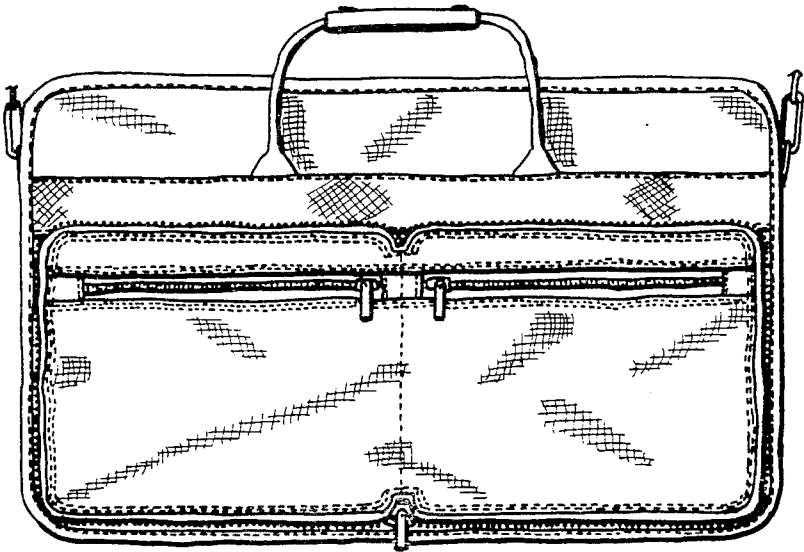


FIGURE 15

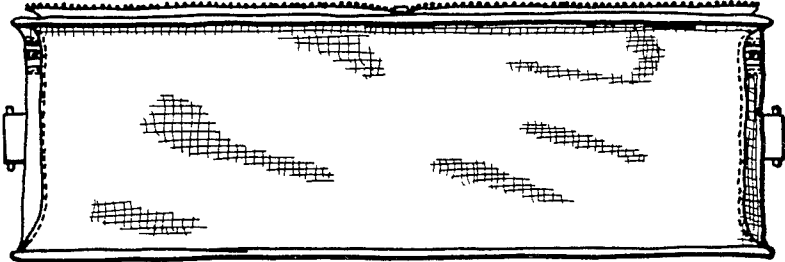


FIGURE 18

UNITED STATES PATENT AND TRADEMARK OFFICE
CERTIFICATE OF CORRECTION

PATENT NO. : Des. 280,044
DATED : August 13, 1985
INVENTOR(S) : James H. Allen

It is certified that error appears in the above-identified patent and that said Letters Patent is hereby corrected as shown below:

Page 2, Fig. 16, after "bag" add -- shown --

Signed and Sealed this

Nineteenth **Day of** *November 1985*

[SEAL]

Attest:

Attesting Officer

DONALD J. QUIGG

Commissioner of Patents and Trademarks