



US00D887143S

(12) **United States Design Patent**
Herriman

(10) **Patent No.:** **US D887,143 S**

(45) **Date of Patent:** **** Jun. 16, 2020**

(54) **BAG HOLDING LOOP**

(71) Applicant: **Elizabeth Herriman**, Cape Elizabeth,
ME (US)

(72) Inventor: **Elizabeth Herriman**, Cape Elizabeth,
ME (US)

(**) Term: **15 Years**

(21) Appl. No.: **29/679,384**

(22) Filed: **Feb. 5, 2019**

(51) **LOC (12) Cl.** **03-01**

(52) **U.S. Cl.** **D3/328**
USPC

(58) **Field of Classification Search**
USPC D3/328; D8/370
CPC A47G 25/06
See application file for complete search history.

(56) **References Cited**

U.S. PATENT DOCUMENTS

D226,173 S *	1/1973	Hermanson	D8/354
D262,498 S *	1/1982	Beilis	D3/207
D404,127 S *	1/1999	Lammers	248/303
D458,116 S *	6/2002	Roethler	D8/367

D596,859 S *	7/2009	Castaline	D3/328
D644,438 S *	9/2011	Brucker	D3/328
D703,517 S *	4/2014	Stromberg	D8/370
D727,625 S *	4/2015	Ellingson	D3/328
D729,523 S *	5/2015	Ellingson	D3/328
D799,833 S *	10/2017	Jackson	D3/328

* cited by examiner

Primary Examiner — Holly H Baynham
(74) *Attorney, Agent, or Firm* — Caseiro Burke LLC;
Chris A. Caseiro

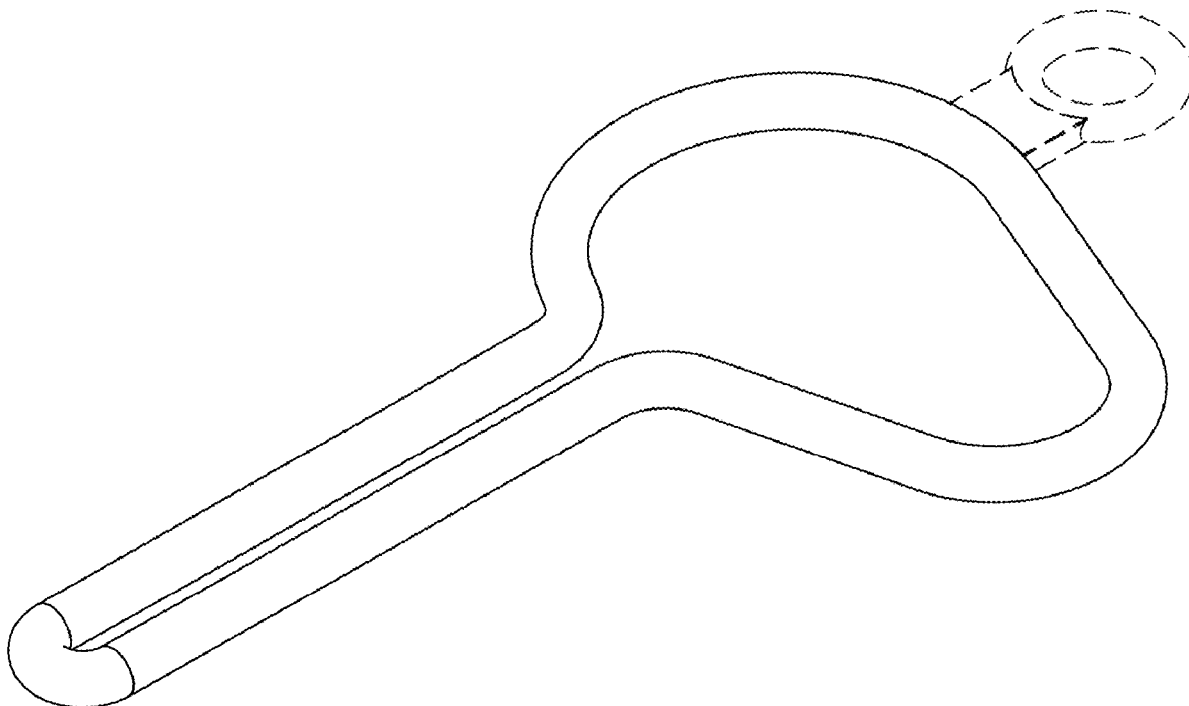
(57) **CLAIM**

The ornamental design of a bag holding loop, as shown and described.

DESCRIPTION

FIG. 1 is a perspective view of the bag holding loop of my new design;
FIG. 2 is a front view thereof;
FIG. 3 is a back view thereof;
FIG. 4 is a left side view thereof;
FIG. 5 is a right side view thereof;
FIG. 6 is a top view thereof; and,
FIG. 7 is a bottom view thereof.
The broken lines are included for the purpose of illustrating portions of the bag holding loop that form no part of the claimed design.

1 Claim, 5 Drawing Sheets



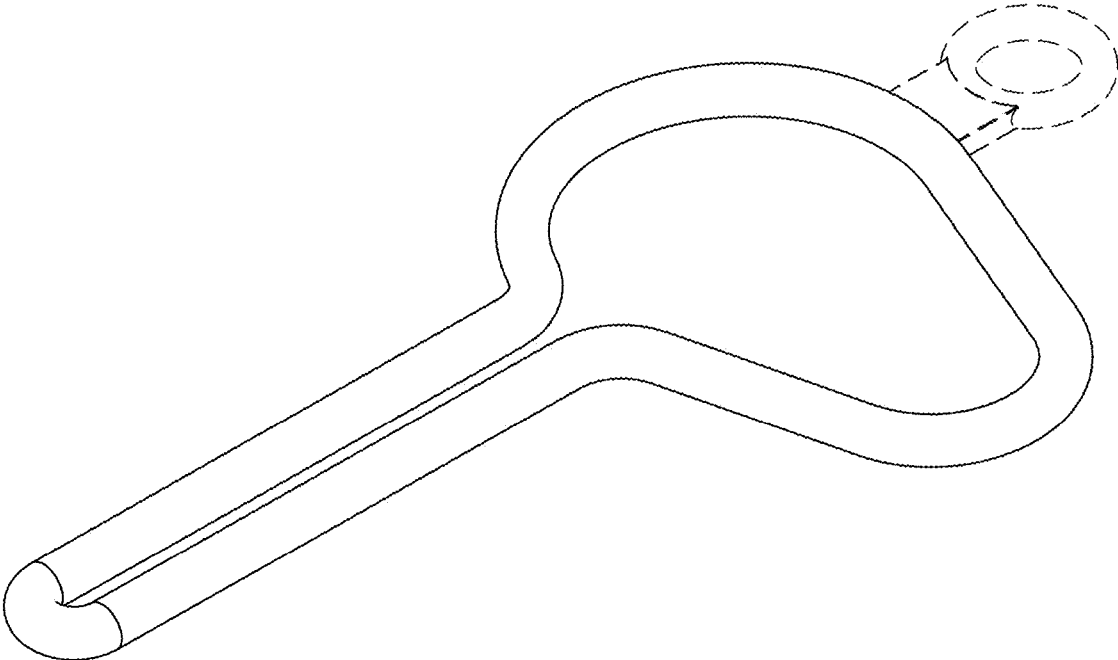


FIG. 1

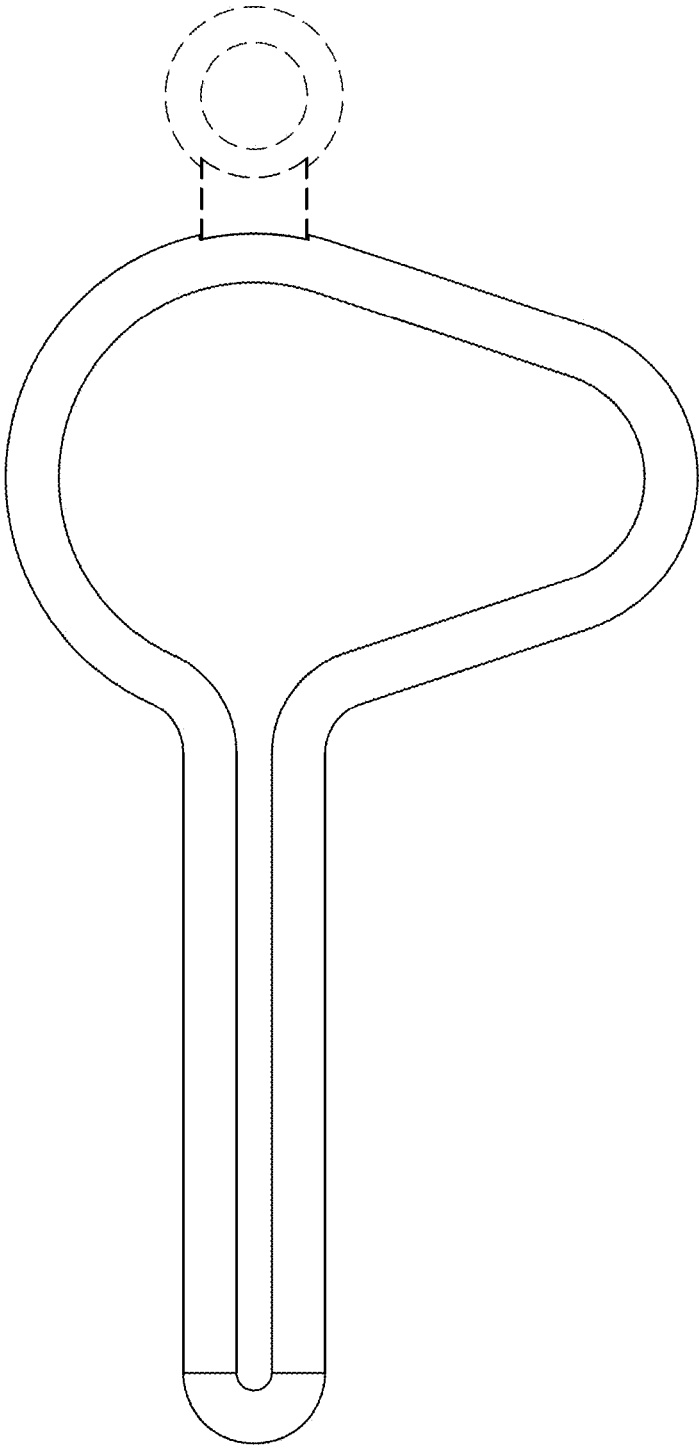


FIG. 2

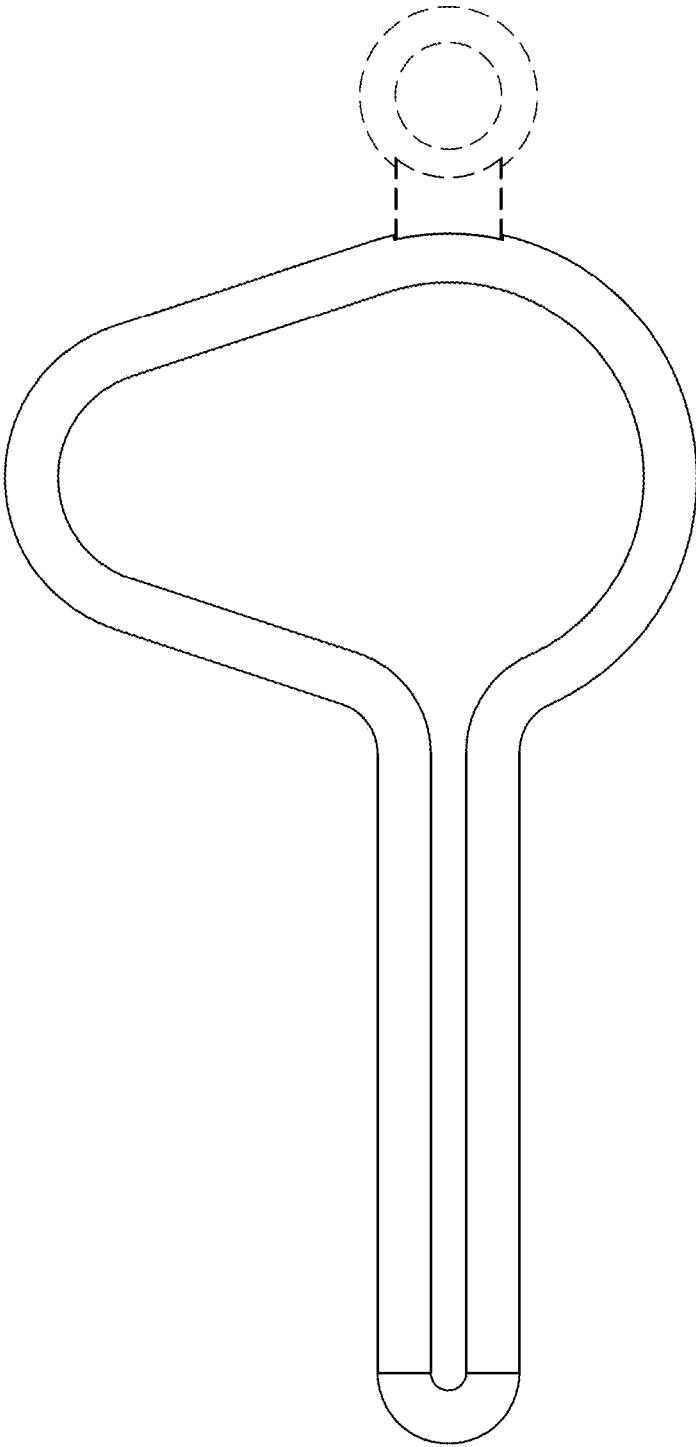


FIG. 3



FIG. 4



FIG. 5

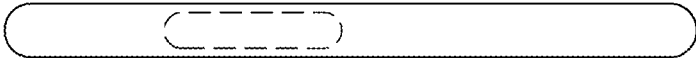


FIG. 6




FIG. 7