



US 20120261881A1

(19) **United States**

(12) **Patent Application Publication**
Cohen

(10) **Pub. No.: US 2012/0261881 A1**

(43) **Pub. Date: Oct. 18, 2012**

(54) **MODIFIED ROULETTE TABLE LAYOUT**

Publication Classification

(76) **Inventor: Barry Cohen, Thousand Oaks, CA (US)**

(51) **Int. Cl. A63F 3/08 (2006.01)**

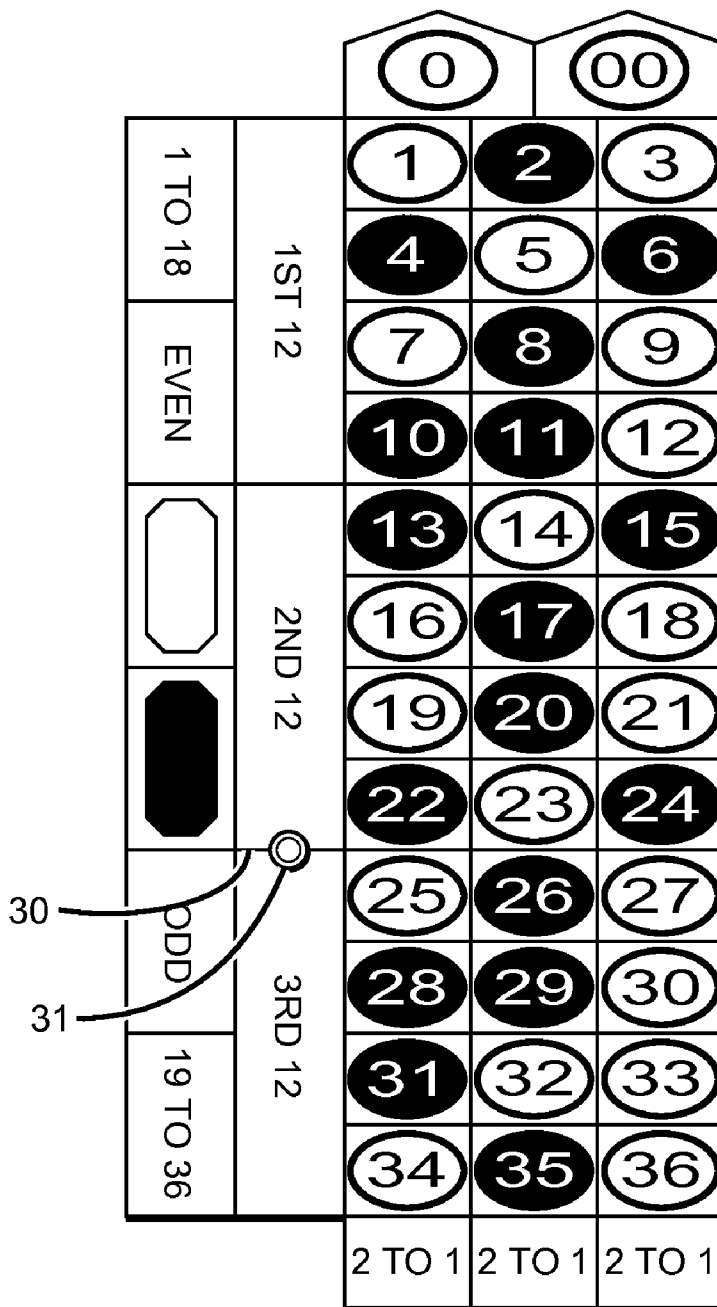
(52) **U.S. Cl. 273/274**

(57) **ABSTRACT**

(21) **Appl. No.: 13/088,218**

The invention provides for a modified roulette table layout comprising at least one additional betting position, wherein the additional betting position provides a wager equivalent to an existing betting position.

(22) **Filed: Apr. 15, 2011**



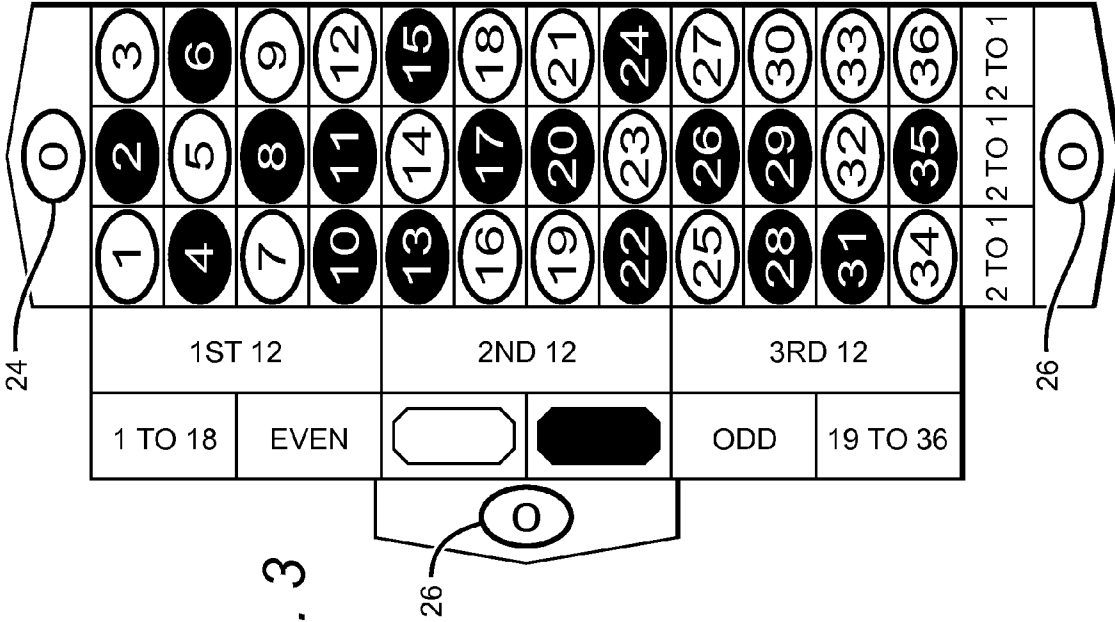


FIG. 1

FIG. 3

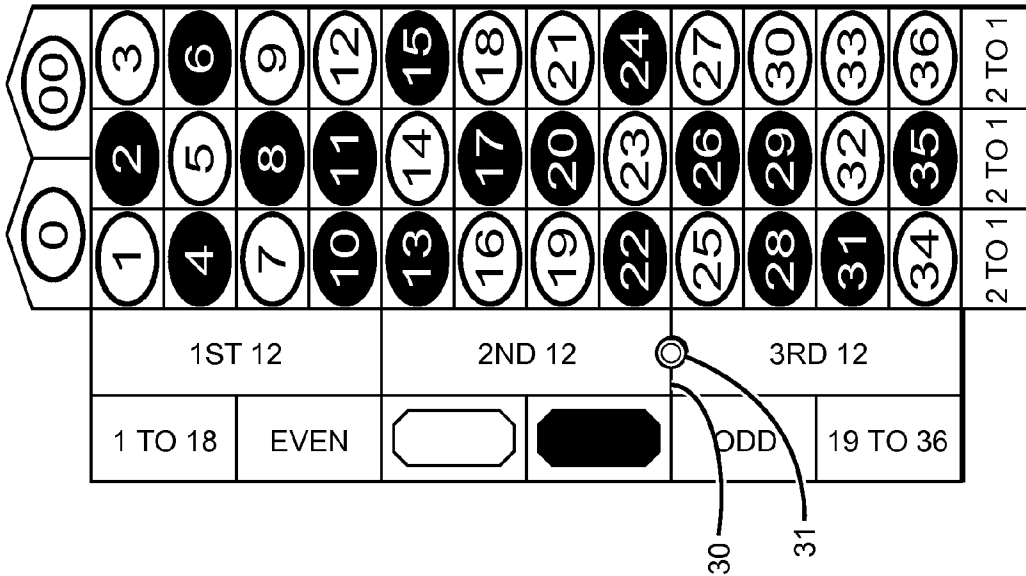
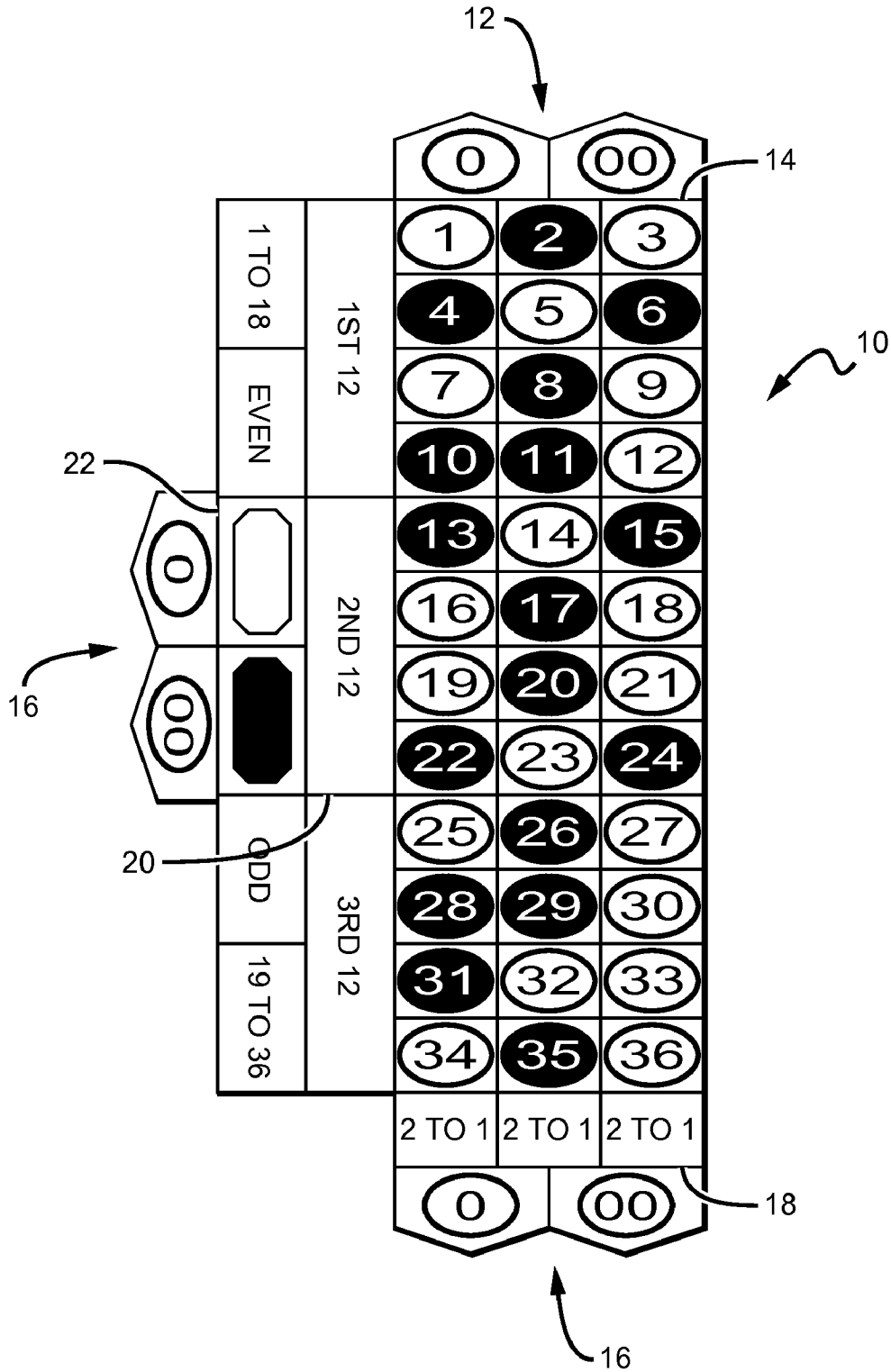


FIG. 2



MODIFIED ROULETTE TABLE LAYOUT

BACKGROUND OF THE INVENTION

[0001] 1. Field of the Invention

[0002] This invention relates to a roulette game in which the layout is modified from the conventional layout wherein additional numbers and/or characters are provided on the layout.

[0003] 2. Description of the Related Art

[0004] Roulette is a well-known casino game which has been played for many years. A typical conventional roulette game includes a table bearing a felt covering upon which indicia forming a betting layout has been silk-screened or otherwise imprinted. A typical roulette wheel includes a number ring with a circular array of numbered segments bearing numbers 1 through 36, and a circular ball track wherein a ball is placed in motion on the ball track and eventually falls onto one of the numbered segments. In addition, the number ring typically includes the numbers 0 and 00 disposed at diametrically opposite locations on the number ring. The numbers 1 through 36 are not disposed in numerical order, but are typically disposed in a predetermined arrangement, such that roulette wheels located in different casinos will have the same standard predetermined number ring arrangement. The numbers disposed in a circular array in the number ring region of the wheel bear the alternating colors of red and black, with the exception of the 0 and 00 numbers, which are typically colored green.

[0005] In a typical roulette game, players place chips or tokens on the betting layout located on the roulette table, and then the croupier or dealer spins the roulette wheel and places the ball in motion about the circular ball track. As the wheel slows, the ball moves radially inwardly and comes to rest in one of the pockets associated with a particular one of the numbers of the number ring. After the ball comes to rest in one of the pockets, the croupier or dealer settles the various wagers placed on the betting layout in accordance with predetermined rules and wager odds and the process is repeated.

[0006] Players are positioned around the roulette table and are provided with identically colored chips, wherein the color of the chip is unique to each player such that no two players have the same colored chips assigned to them. Bets are made by placing one or more chips on any of the numbers or additional areas, found on the betting layout. Players that cannot physically reach the location where they want to place their chips would ask the croupier or dealer for assistance instead of tossing the chips to the desired location, which could disturb or alter other players' bets. Additionally, players are not allowed to hand their chip to another player at the table to place a bet for them, nor are players allowed to move from their position at the table to place a bet which they cannot reach from their position. For example, players positioned at the opposite end of the table from the roulette wheel are unlikely to be able to physically place a chip on the single zero (0) or double zero (00) and would require the assistance of the croupier or dealer. However, if the croupier or dealer is occupied, the player might not have their wager placed or would have to wait for the dealer to become available to place the bet for the player, thereby delaying the next spin of the roulette wheel. This could result in the other players becoming frustrated and leaving the roulette table. A casino typically requires a predetermined number of spins per hour to realize a profit. As such, a sluggish pace of wagering could reduce the casino's earnings.

[0007] The typical roulette betting layout further comprises betting sections labeled "1ST 12", "2ND 12" and "3RD 12" which are positioned along an edge of a thirty-six numbered betting grid comprising the numbers 1 to 36. An alternative betting location on the layout, not marked or intended for this purpose, between the "2ND 12" and the "3RD 12", allows a player to place a wager on the single zero (0) or double zero (00), but this alternative wagering position can lead to confusion as to the payout should the winning wager fall on either the "2ND 12", "3RD 12", 0 or 00.

[0008] Thus a need exists for a modified roulette layout to overcome the problems identified above.

SUMMARY

[0009] Disclosed herein is a modified roulette table layout. One embodiment, as broadly described herein, comprises a gaming apparatus comprising a roulette table layout, wherein an additional betting position is disposed on the roulette table layout to provide an additional wagering position equivalent to an existing wagering position.

[0010] In another embodiment, a gaming apparatus comprising a roulette table layout includes an additional 0 and/or 00 disposed on the roulette table layout opposite an existing 0 and/or 00. In an embodiment wherein an additional 0 and 00 are disposed on the roulette table layout, such additional 0 and 00 are preferably adjacent to each other.

[0011] These and other aspects and advantages of the invention will become apparent from the following detailed description and the accompanying drawings which illustrate by way of example the features of the invention.

BRIEF DESCRIPTION OF THE DRAWINGS

[0012] FIG. 1 is a typical American roulette table layout known in the art.

[0013] FIG. 2 is a plan view of an embodiment of the roulette table layout according to the invention.

[0014] FIG. 3 is a plan view of another embodiment of the roulette table layout according to the invention.

DETAILED DESCRIPTION

[0015] An embodiment described below comprises a gaming apparatus comprising a modified roulette table layout, wherein an additional betting position is provided on the layout to provide an additional wagering position equivalent to an existing wagering position, such as but not limited to a single zero (0) and/or double zero (00).

[0016] A conventional roulette table has a roulette wheel having a number ring with a circular array of numbered segments bearing numbers 1 through 36 and a layout, known as the betting layout or surface; a conventional betting layout is shown in FIG. 1. In addition, the number ring typically includes the numbers 0 and/or 00. An American roulette table has both 0 and 00, whereas a European roulette table only has the 0. The betting surface has a thirty-six numbered betting grid arranged in three rows of twelve numbers each, with the numbers starting with one and running consecutively to thirty-six, with half of these numbers being red and the other half being black. Disposed above the three rows of twelve numbers, and proximate to the roulette wheel, are the 00 and/or the 0 betting positions. The betting surface has other betting positions that run along the length of the first row, which are known in the art.

[0017] Players are positioned around the roulette table and make their bet by placing one or more chips on the betting surface. However, not all wagering positions on the betting surface are within the reach of each player, and thus some players would need the assistance of the croupier or the dealer to place a bet which they physically cannot place. For example, a player positioned opposite the roulette wheel cannot physically reach across the table and place a chip on the 0 or 00, and therefore would require assistance.

[0018] A knowledgeable roulette player understands that placing a chip 31 on the line 30 between the “2ND 12” and “3RD 12”, as shown in FIG. 1, allows them to make a 0 or 00 bet without having to physically place the chip on 0 or 00. A chip directly on the line 30 indicates a split bet between the 0 and 00. Placing the chip on the line 30 but shifted towards the “2ND 12” indicates a 0 bet, whereas placing the chip on the line 30 but shifted towards the “3RD 12” indicates a 00 bet. Such a bet is not marked on the table and most players do not know about being able to make such a bet. Additionally, such a bet is made without the assistance of the croupier or the dealer. Making such a bet on a European roulette table indicates a 0 bet, regardless of whether the chip 31 is shifted towards either the “2ND 12” or “3RD 12”.

[0019] When making this type of bet, the chip 31 encroaches on the territory of the “2ND 12” and “3RD 12” and can be confused with a “2ND 12” or “3RD 12” bet. This confusion is significant because it directly affects the payout of the bet. For example, a “2ND 12” or “3RD 12” bet has a 2 to 1 payout, whereas a 0 or 00 bet has a 35 to 1 payout, and a split bet between 0 and 00 has a payout of 17 to 1. If a chip was placed on the line 30 between the “2ND 12” and “3RD 12” and the number that came up was neither 0 nor 00, but instead fell within the “2ND 12” or “3RD 12”, a player may argue that their chip is actually a “2ND 12” or “3RD 12” bet and not a 0 or 00 bet, thereby allowing the player to claim that they are entitled to a payout for a bet they did not actually make. Furthermore, if a player made such a bet on line 30 and the number that came up was 0 or 00, the player might attempt to cheat and try to shift the chip towards the winning bet in order to get a higher payout. This could lead to confusion as to what payout the player is entitled to, if any.

[0020] FIG. 2 discloses an embodiment of the invention wherein a modified roulette table layout 10 comprises an existing betting position 12, such as but not limited to 0 and/or 00, at a first end 14 and an additional betting position 16 disposed opposite the existing betting position 12 at a second end 18, wherein the additional betting position 16 comprises an additional 0 and/or 00, such that a wager on additional betting position 16 is identical to a wager on existing betting position 12. In the embodiment of FIG. 1, the additional betting position 16 allows for 0 and/or 00 bets to be made without having to place a chip on the existing betting position 12 or on an alternative betting position 20, such as the line between the “2ND 12” and “3RD 12”. The additional betting position 16 eliminates any possible confusion as to what type of bet is made and/or the possible payout, as would be the case when a chip is placed on the alternative betting position 20. The additional betting position 16 on the modified layout 10 allows a player that cannot reach the existing betting position 12 to make the identical wager at betting position 16 without assistance from the croupier or dealer, thereby not causing the pace of the wagering to become sluggish or delayed. In essence, placing a bet on the alternative betting position 20 would no longer be needed or allowed due to the additional

betting position 16. Furthermore, the inclusion of the additional betting position 16 does not alter or modify the house edge in any way. As such, the probability of a successful wager is neither increased nor decreased. The layout of the embodiment of FIG. 2 is that of an American roulette table, whereas the layout of the embodiment of FIG. 3 is a European roulette table comprising an additional betting position 26 opposite an existing betting position 24.

[0021] In another embodiment of the invention, the additional betting position 16 is disposed at an edge 22 and is not limited to being disposed at second end 18. In yet a further embodiment, the layout 10 can comprise a plurality of additional betting positions 16. For example, the additional betting positions 16 can be disposed at both the second end 18 and at the edge 22. However, the positioning of the additional betting position 16 are not limited to the second end 18 and edge 22; these are intended to be examples.

[0022] The present invention is described herein with reference to certain embodiments, but it is understood that the invention can be embodied in many different forms and should not be construed as limited to the embodiments set forth herein. For example, the embodiments herein show a modified roulette table layout that is placed on a table which is typically used in a casino. However, the modified roulette table layout can be used in an audio/visual work, such as but not limited to an electronic roulette gaming apparatus wherein the roulette layout is displayed on a monitor, touch-screen table-top display or the like. In an alternate embodiment, the additional betting position 16 is equivalent to a different wagering position other than existing betting position 12. In yet another embodiment, the additional betting position 16 can comprise other characters or figures instead of 0 and/or 00 or other existing betting positions, such as but not limited to letters, numbers, pictures, symbols, colors, or a combination thereof.

1. A gaming apparatus, comprising:
 - a roulette table layout comprising a first end and a second end, said second end opposite said first end;
 - an existing betting position disposed at said first end; and
 - an additional betting position disposed at said second end, wherein said additional betting position provides a wager equivalent to said existing betting position.
2. The gaming apparatus of claim 1, wherein said existing betting position comprises a single zero (0) bet.
3. The gaming apparatus of claim 1, wherein said existing betting position comprises a double zero (00) bet.
4. The gaming apparatus of claim 1, further comprising a second additional betting position disposed at an edge of said roulette table layout.
5. The gaming apparatus of claim 4, wherein said second additional betting position also provides a wager equivalent to said existing betting position.
6. The gaming apparatus of claim 4, wherein said second additional betting position comprises a double zero (00) and/or a single zero (0) bet.
7. The gaming apparatus of claim 1, wherein said roulette table layout is an American roulette table layout.

8. The gaming apparatus of claim **1**, wherein said roulette table layout is a European roulette table layout.

9. A modified roulette table layout, comprising:
a plurality of existing betting positions; and
at least one new betting position, wherein said at least one new betting position provides a wager equivalent to at least one of said plurality of existing betting positions,

wherein said at least one of said plurality of existing betting positions is inaccessibly disposed.

10. The modified roulette table layout of claim **9**, wherein said at least one new betting position does not modify the probability of a successful wager.

* * * * *