



US0D1008775S

(12) **United States Design Patent**
Chumchal et al.

(10) **Patent No.:** **US D1,008,775 S**

(45) **Date of Patent:** **** Dec. 26, 2023**

- (54) **POCKET KNIFE**
- (71) Applicant: **Microtech Knives, Inc.**, Mills River, NC (US)
- (72) Inventors: **Kyle Chumchal**, Fletcher, NC (US);
John Crawford, Canton, NC (US);
Anthony L. Marfione, Mills River, NC (US)
- (73) Assignee: **Microtech Knives, Inc.**, Mills River, NC (US)
- (**) Term: **15 Years**
- (21) Appl. No.: **29/870,606**
- (22) Filed: **Jan. 31, 2023**

- D407,002 S 3/1999 Morton
- D407,004 S 3/1999 Hull
- D435,421 S 12/2000 Strider
- D438,443 S 3/2001 Keating
- D464,246 S 10/2002 Sloan
- D473,917 S * 4/2003 Carter, III D22/118

(Continued)

Primary Examiner — Philip S Hyder
(74) *Attorney, Agent, or Firm* — Steve LeBlanc, LLC

(57) **CLAIM**

The ornamental design for a pocket knife, as shown and described.

DESCRIPTION

FIG. 1 is a left perspective view of a pocket knife embodying the new design with the blade deployed;

FIG. 2 is a right side elevation view of the pocket knife with the blade deployed;

FIG. 3 is a left side elevation view of the pocket knife with the blade deployed;

FIG. 4 is a top plan view of the pocket knife, with the blade deployed;

FIG. 5 is a bottom plan view of the pocket knife, with the blade deployed;

FIG. 6 is a front side elevation view of the pocket knife with the blade deployed;

FIG. 7 is a rear side elevation view of the pocket knife with the blade deployed;

FIG. 8 is a right side elevation view of the pocket knife with the blade retracted;

FIG. 9 is a left side elevation view of the pocket knife with the blade retracted;

FIG. 10 is a top plan view of the pocket knife, with the blade retracted; and,

FIG. 11 is a bottom plan view of the pocket knife, with the blade retracted.

The broken lines in the drawings represent portions of the pocket knife that form no part of the claimed design.

Related U.S. Application Data

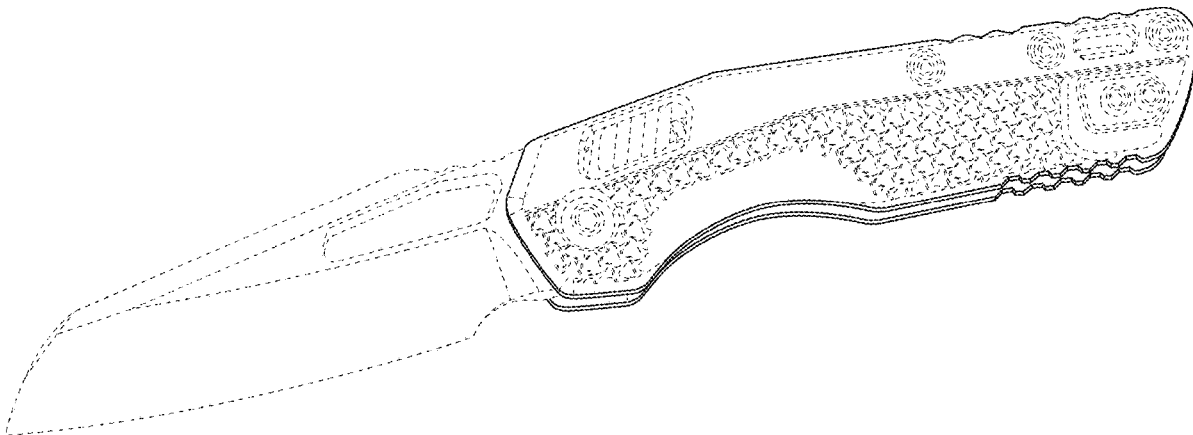
- (63) Continuation of application No. 29/836,470, filed on Apr. 27, 2022.
- (51) **LOC (14) Cl.** **08-03**
- (52) **U.S. Cl.**
USPC **D8/99**
- (58) **Field of Classification Search**
USPC D8/98, 99, 100; D22/118
CPC B26B 5/001; B26B 5/003; B26B 11/00;
B26B 1/08; B26B 1/02; B26B 1/10;
B26B 1/04; B26B 1/042; B26B 1/048;
B26B 3/08; B26B 29/06
See application file for complete search history.

(56) **References Cited**

U.S. PATENT DOCUMENTS

- D265,719 S 8/1982 Dowdy
- D276,887 S 12/1984 Sakurai
- D347,375 S 5/1994 Sakai
- D385,173 S 10/1997 McWillis
- D387,966 S 12/1997 Horn
- D389,389 S 1/1998 Glessner

1 Claim, 10 Drawing Sheets



(56)

References Cited

U.S. PATENT DOCUMENTS

D474,669 S 5/2003 Onion
 D488,045 S 4/2004 Onion
 D496,575 S * 9/2004 Carter, III D8/99
 D505,057 S 5/2005 Ralph
 D510,249 S 10/2005 Ray
 D567,055 S 4/2008 Renzi
 D578,857 S 10/2008 Yang-Fu
 D586,198 S * 2/2009 MacNair D8/99
 D613,574 S * 4/2010 Pohl D8/99
 D614,933 S 5/2010 Freeman
 D636,051 S 4/2011 Freeman
 D677,551 S 3/2013 Pelton
 D697,780 S 1/2014 Pelton
 D706,107 S 6/2014 Pelton
 D737,110 S 8/2015 Schuft
 D743,769 S 11/2015 Glesser
 D753,459 S 4/2016 Glesser
 D765,217 S 8/2016 Tom
 D768,456 S 10/2016 Cheng
 D768,458 S 10/2016 Mingyi

D769,694 S 10/2016 Mingyi
 9,527,218 B2 * 12/2016 Valdez B26B 1/044
 D784,485 S * 4/2017 Nawaz D22/118
 D808,494 S 1/2018 Marfione et al.
 D811,191 S 2/2018 Berenji et al.
 D814,902 S 4/2018 Berenji et al.
 D856,109 S 8/2019 Marfione
 D856,775 S 8/2019 Marfione
 D870,532 S 12/2019 Marfione
 D871,187 S 12/2019 Marfione
 D871,887 S 1/2020 Marfione
 D889,238 S 7/2020 Marfione
 D895,392 S 9/2020 Marfione
 D898,541 S 10/2020 Chumchal
 D945,238 S 3/2022 Dickman et al.
 D945,239 S 3/2022 Dickman et al.
 D981,814 S * 3/2023 Chumchal D8/99
 D981,815 S * 3/2023 Chumchal D8/99
 D981,816 S * 3/2023 Marfione D8/99
 2017/0361473 A1 * 12/2017 Tkachenko B26B 1/02
 2019/0217489 A1 * 7/2019 Cheng B26B 5/00
 2019/0329430 A1 * 10/2019 Billado, Jr. B26B 1/02
 2020/0307002 A1 * 10/2020 Leong B26B 5/00

* cited by examiner

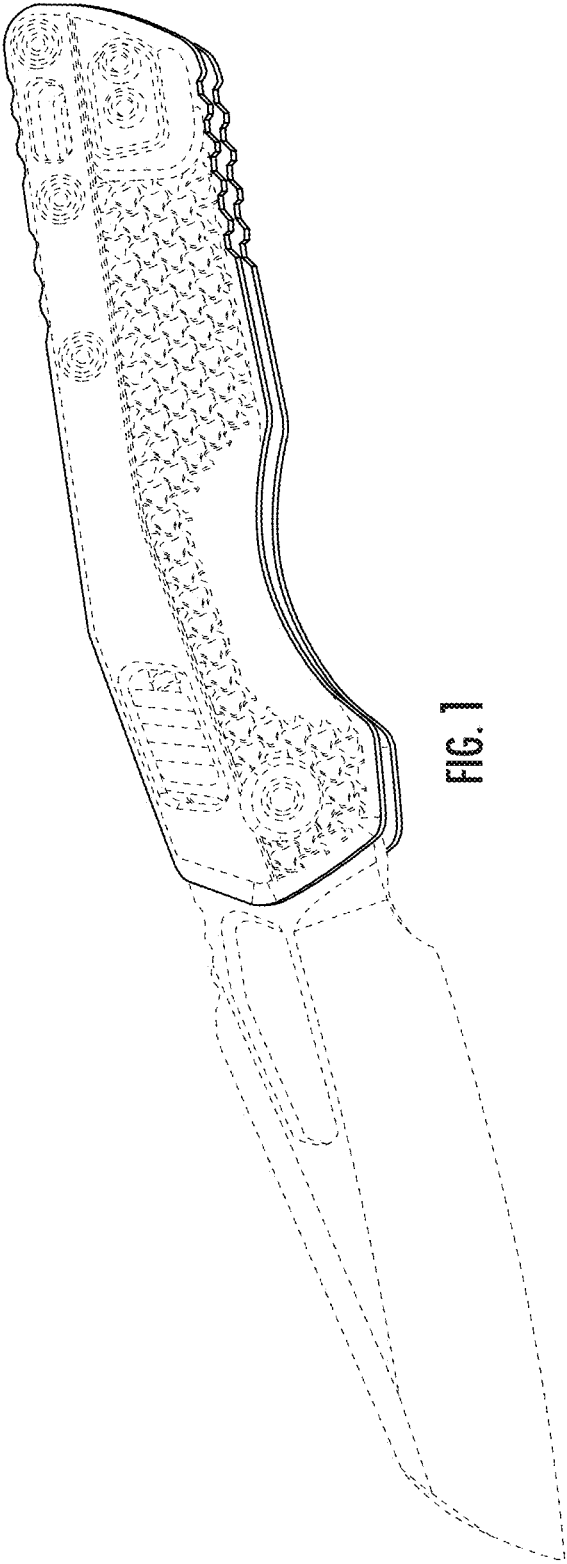


FIG. 1

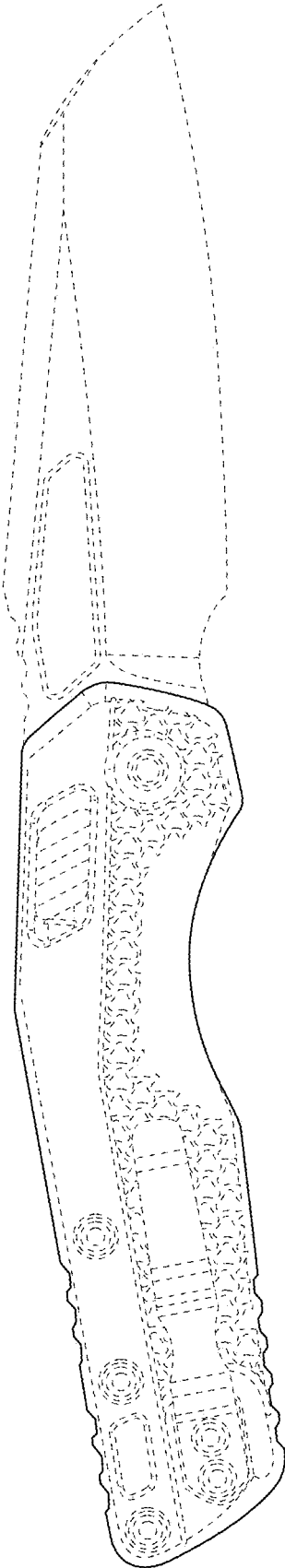


FIG. 2

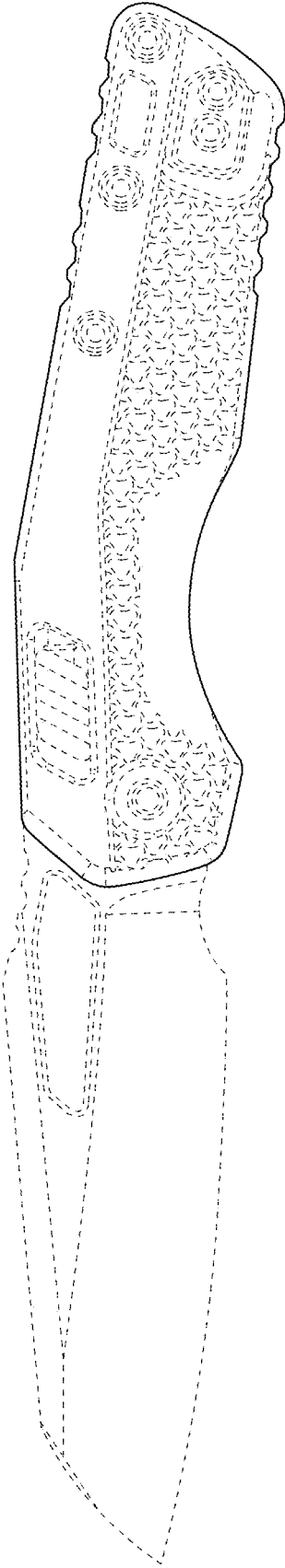


FIG. 3

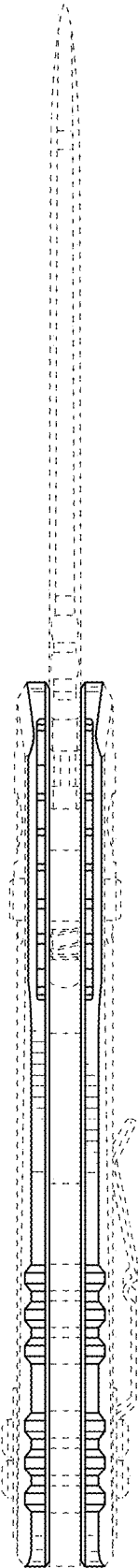


FIG. 4

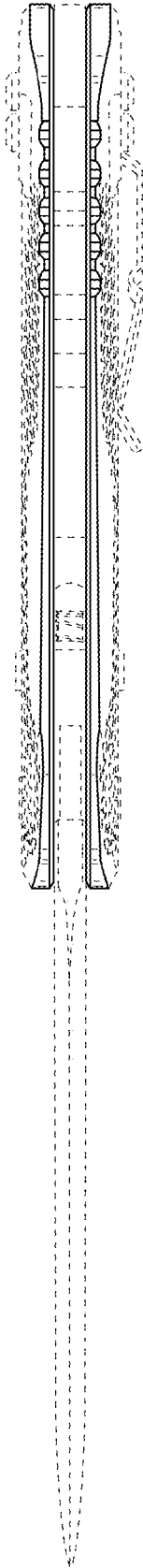


FIG. 5

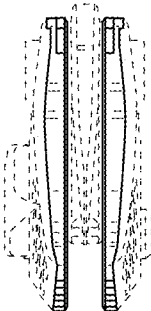


FIG. 6

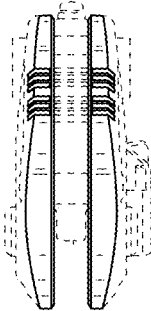


FIG. 7

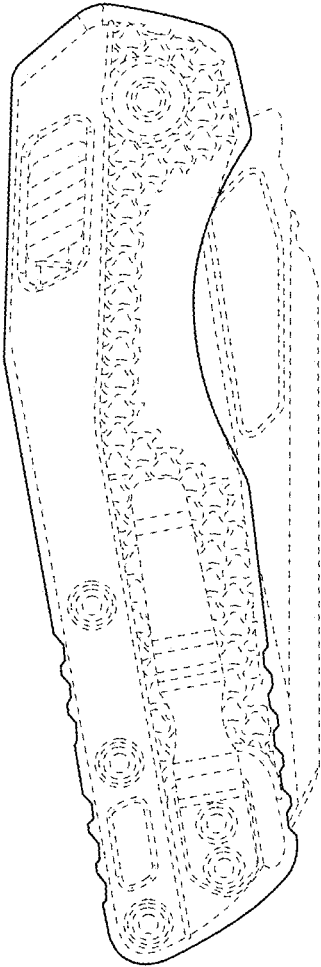


FIG. 8

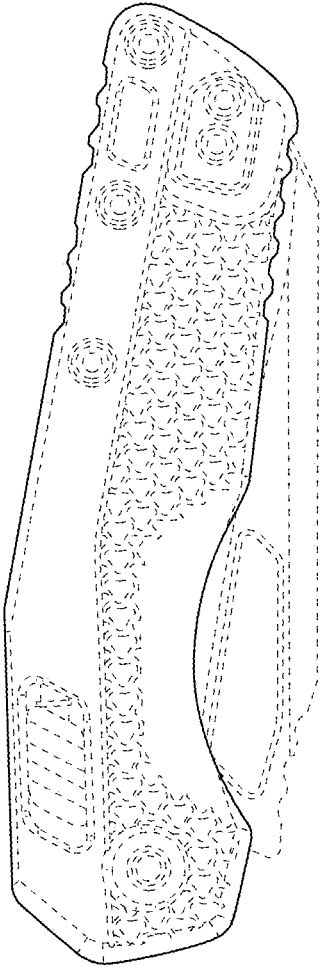


FIG. 9

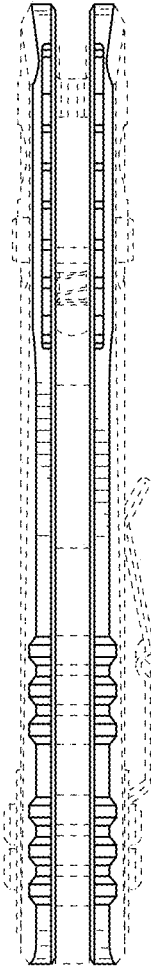


FIG. 10

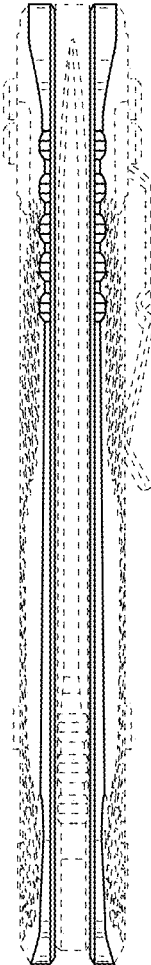


FIG. 11