



US00D706709S

(12) **United States Design Patent**  
**Matsumoto**

(10) **Patent No.:** **US D706,709 S**

(45) **Date of Patent:** **\*\* Jun. 10, 2014**

(54) **SPIKE PIN FOR AN AUTOMOBILE TIRE**

(71) Applicant: **The Yokohama Rubber Co., Ltd.,**  
Tokyo (JP)

(72) Inventor: **Kenichi Matsumoto, Hiratsuka (JP)**

(73) Assignee: **The Yokohama Rubber Co., Ltd.,**  
Tokyo (JP)

(\*\*) Term: **14 Years**

(21) Appl. No.: **29/470,078**

(22) Filed: **Oct. 17, 2013**

(30) **Foreign Application Priority Data**

Apr. 17, 2013 (JP) ..... 2013-008633

(51) **LOC (10) Cl.** ..... **12-15**

(52) **U.S. Cl.**  
USPC ..... **D12/608**

(58) **Field of Classification Search**  
USPC ..... D12/500-501, 544, 579, 604, 608;  
152/210-212; 156/114; 301/41.1, 42,  
301/43, 44.3; 305/19, 187, 189, 191  
See application file for complete search history.

(56) **References Cited**

**U.S. PATENT DOCUMENTS**

5,634,994 A \* 6/1997 Teeri ..... 152/210  
D431,215 S \* 9/2000 Nyblom ..... D12/608

6,814,115 B2 \* 11/2004 Ostrovskis ..... 152/210  
D550,611 S \* 9/2007 Liukkula et al. .... D12/608  
D551,614 S \* 9/2007 Liukkula et al. .... D12/608  
D559,775 S \* 1/2008 Liukkula et al. .... D12/608  
D584,979 S \* 1/2009 Pirhonen et al. .... D12/608  
D608,233 S \* 1/2010 Pirhonen et al. .... D12/608  
D609,127 S \* 2/2010 Pirhonen et al. .... D12/608  
8,215,353 B2 \* 7/2012 Collette et al. .... 152/210  
2004/0231775 A1 \* 11/2004 Eromaki ..... 152/210

\* cited by examiner

*Primary Examiner* — Stacia Cadmus

(74) *Attorney, Agent, or Firm* — Banner & Witcoff, Ltd.

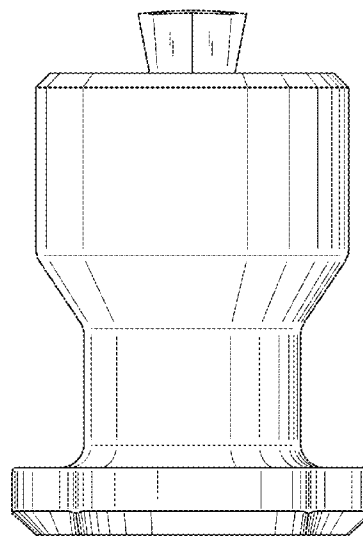
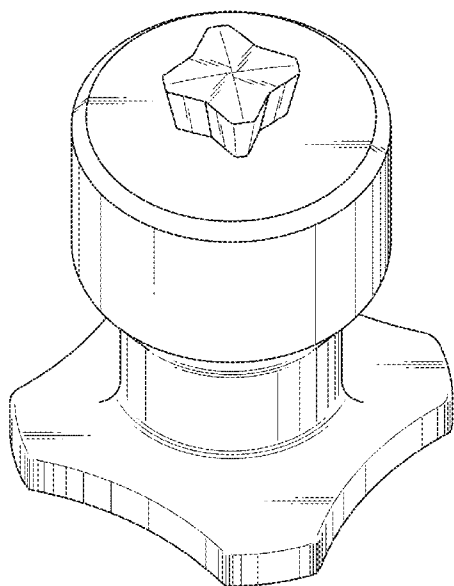
(57) **CLAIM**

The ornamental design for a spike pin for an automobile tire, as shown and described.

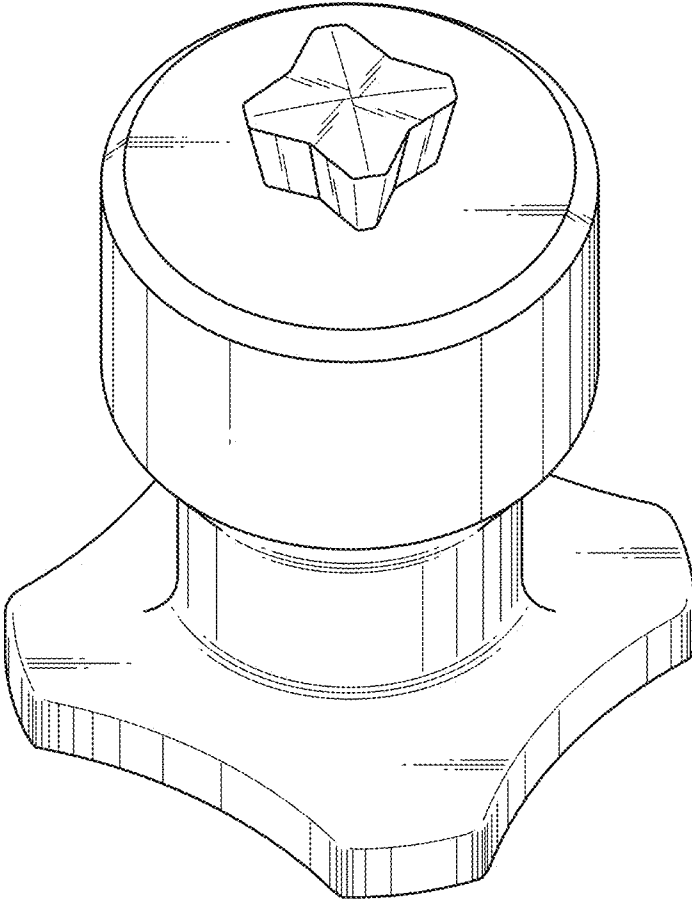
**DESCRIPTION**

FIG. 1 is a perspective view of a spike pin for an automobile tire showing my new design;  
FIG. 2 is a front view thereof;  
FIG. 3 is a rear view thereof;  
FIG. 4 is a left side view thereof;  
FIG. 5 is a right side view thereof;  
FIG. 6 is a top plan view thereof;  
FIG. 7 is a bottom view thereof; and,  
FIG. 8 is a sectional view taken along lines 8-8 shown in FIG. 6.

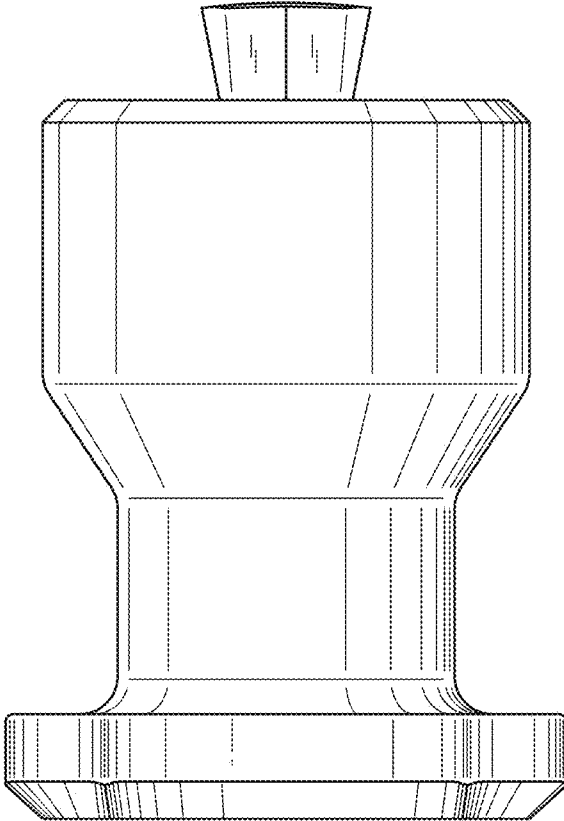
**1 Claim, 8 Drawing Sheets**



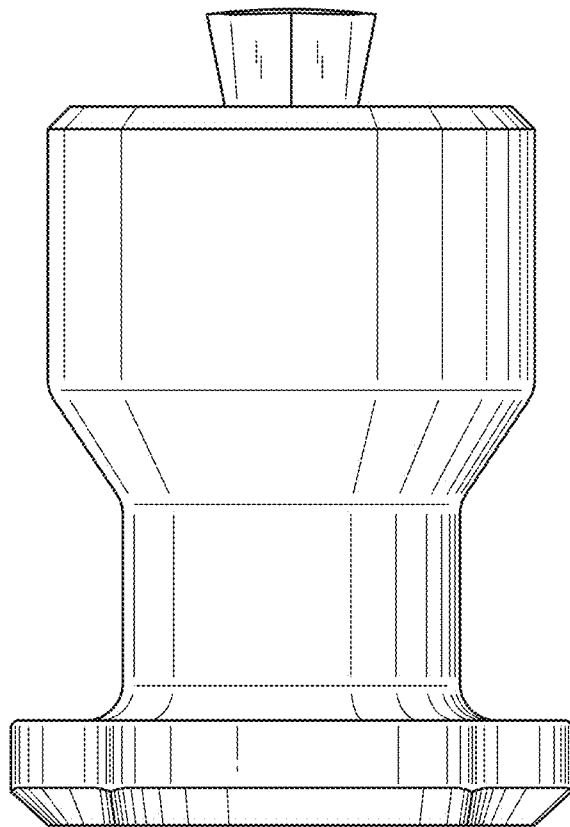
**FIG. 1**



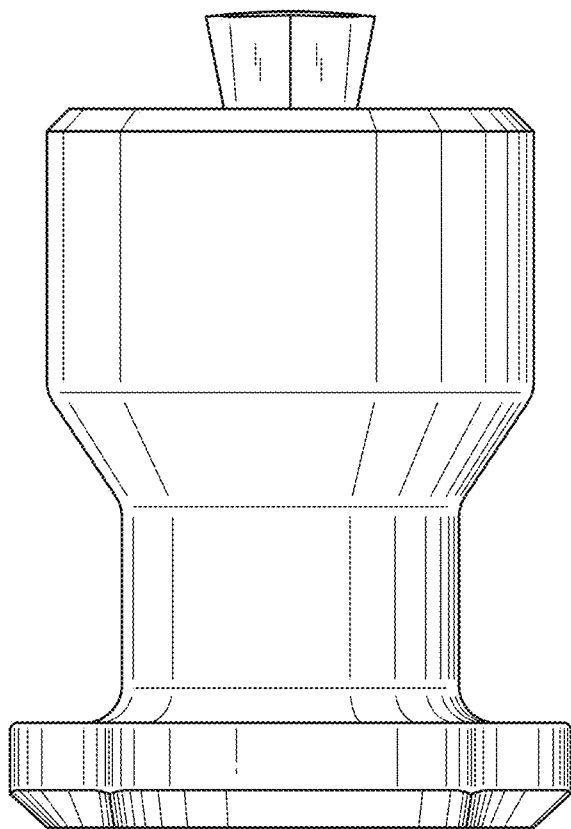
**FIG. 2**



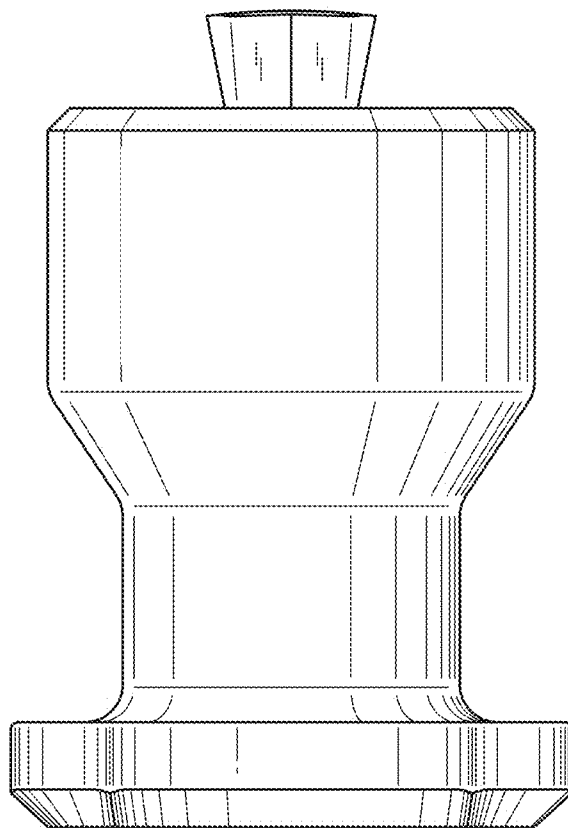
**FIG. 3**



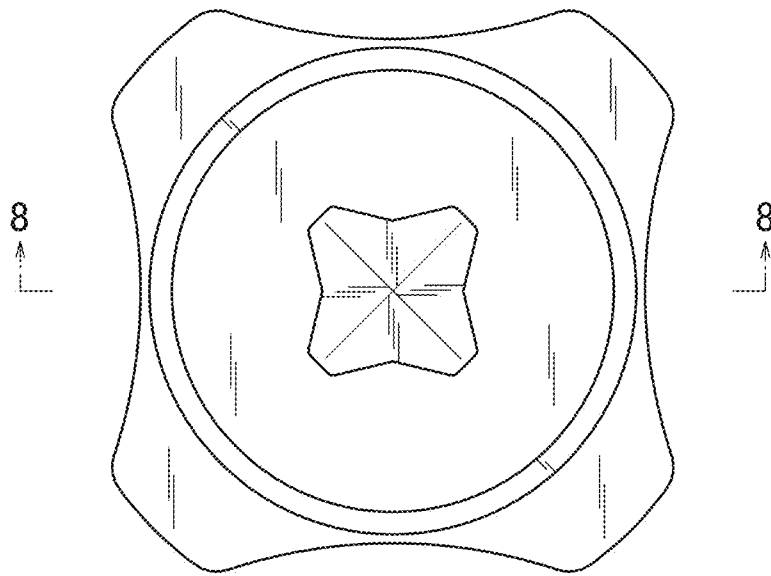
**FIG. 4**



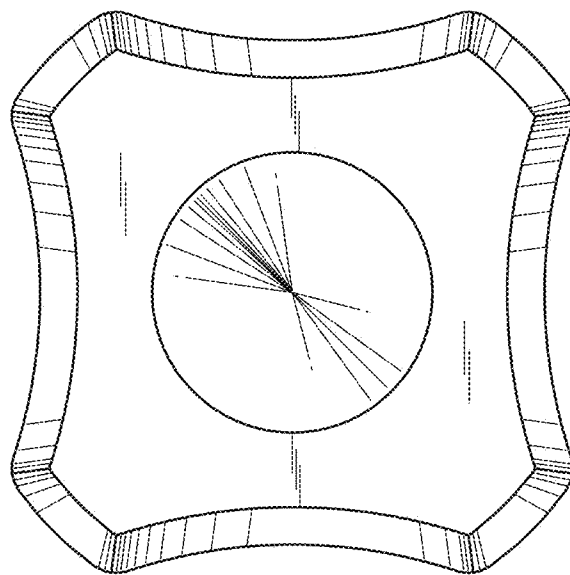
**FIG. 5**



**FIG. 6**



**FIG. 7**





**FIG. 8**

