



US00D411165S

United States Patent [19]

[11] Patent Number: Des. 411,165

Deslyper et al.

[45] Date of Patent: ** Jun. 22, 1999

[54] BATTERY PACK

D. 387,727	12/1997	Settsu et al.	D13/103
D. 400,496	11/1998	Barber et al.	D13/103
D. 400,848	11/1998	Clark et al.	D13/103

[75] Inventors: Amy T. Deslyper, Dacula; James D. Domoleczny, Duluth, both of Ga.; Brian J. Hassemer, Gurnee; Mark D. Janninck, Elmhurst, both of Ill.

OTHER PUBLICATIONS

U.S. application No. 29/082,374, entitled: "Battery Apparatus", Filed Jan. 21, 1998, in the name of Motorola, Inc.

[73] Assignee: Motorola, Inc., Schaumburg, Ill.

Primary Examiner—Joel Sincavage
Attorney, Agent, or Firm—John King

[**] Term: 14 Years

[57] CLAIM

[21] Appl. No.: 29/088,088

We claim the ornamental design for the battery pack, as shown and described.

[22] Filed: May 14, 1998

DESCRIPTION

[51] LOC (6) Cl. 13-02

[52] U.S. Cl. D13/103

[58] Field of Search D13/103; 429/96-100, 429/163, 176

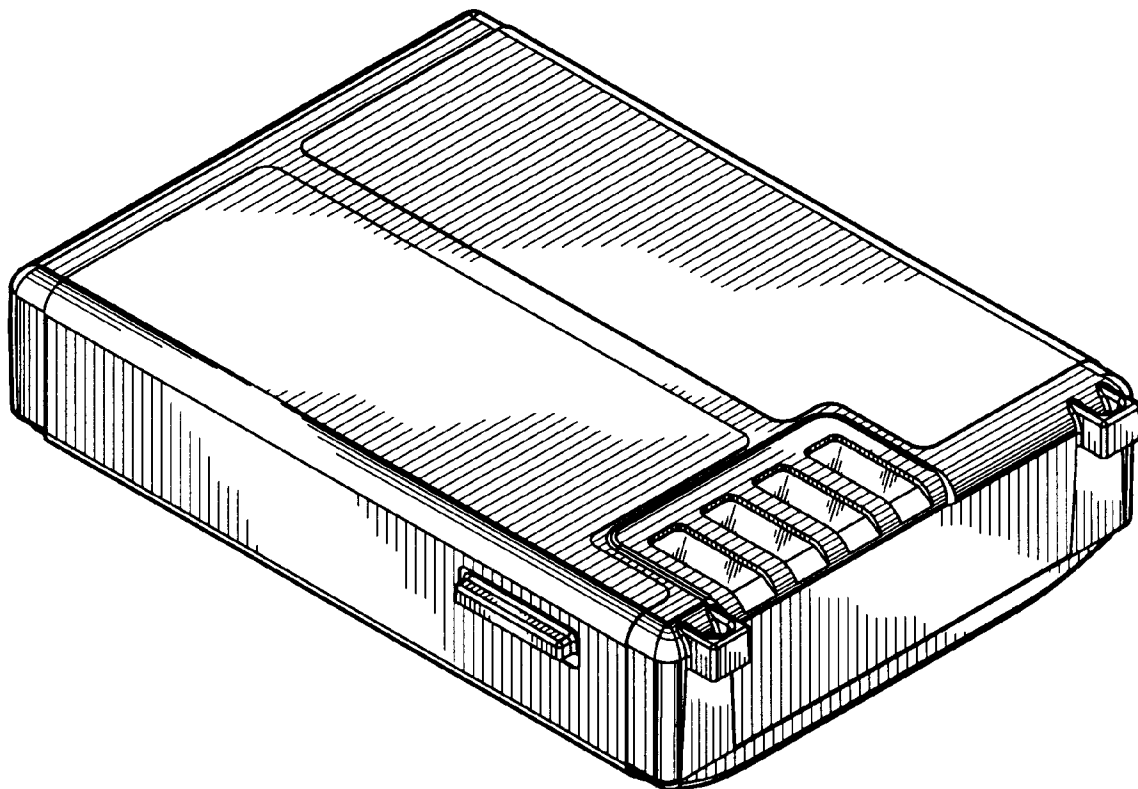
FIG. 1 is a rear and lower left perspective view of a battery pack showing our new design; FIG. 2 is a top plan view thereof; FIG. 3 is a rear elevational view thereof; FIG. 4 is a left side elevational view thereof; FIG. 5 is a front elevational view thereof; FIG. 6 is a right side elevational view thereof; and, FIG. 7 is a bottom plan view thereof.

[56] References Cited

U.S. PATENT DOCUMENTS

D. 342,053	12/1993	Antonzak	D13/103
D. 344,926	3/1994	Alexandres et al.	D13/103
D. 360,185	7/1995	Kobayashi	D13/103
D. 383,725	9/1997	Settsu	D13/103
D. 386,742	11/1997	Amero, Jr. et al.	D13/103

1 Claim, 3 Drawing Sheets



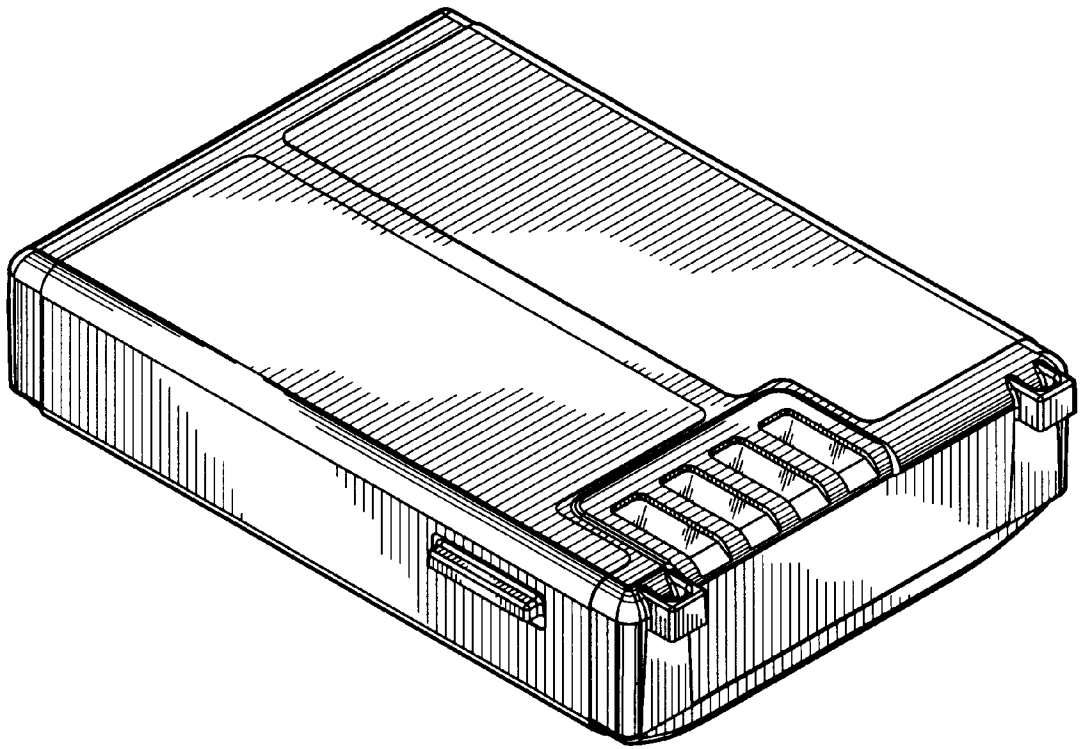


FIG. 1




FIG. 2

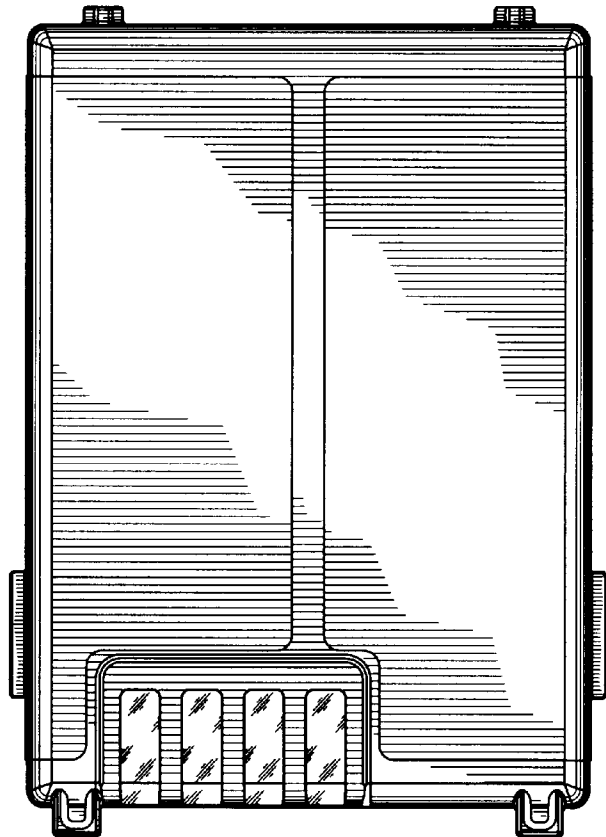


FIG. 3

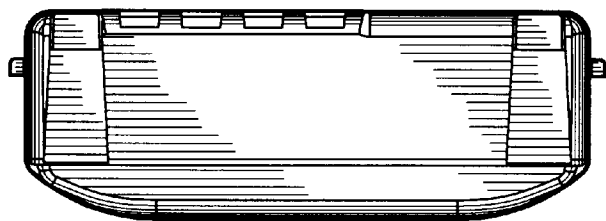


FIG. 4

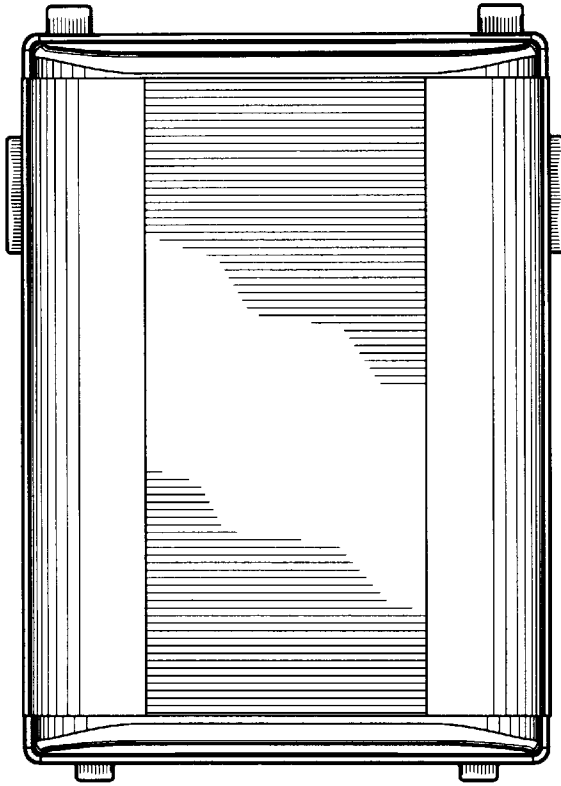


FIG. 5

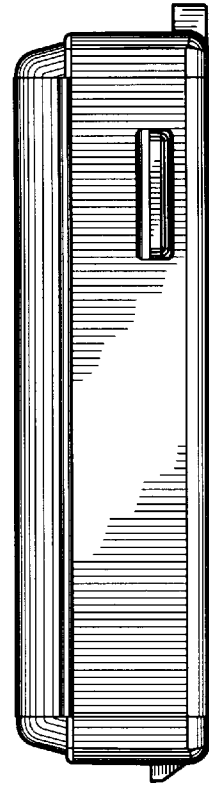


FIG. 6




FIG. 7