



US00D994194S

(12) **United States Design Patent** (10) **Patent No.:** **US D994,194 S**  
**Nigro** (45) **Date of Patent:** **\*\* Aug. 1, 2023**

(54) **TABLE LAMP**

(56) **References Cited**

(71) Applicant: **BAROVIER & TOSO VETRERIE**  
**ARTISTICHE RIUNITE S.R.L.,**  
Venice (IT)

U.S. PATENT DOCUMENTS

D257,898	S	*	1/1981	Scholze	.....	D26/105
4,428,030	A	*	1/1984	Baliozian	.....	F21S 6/005
						362/310
D687,591	S	*	8/2013	Chilton	.....	D26/93
D753,631	S	*	4/2016	Holzer	.....	D14/216
D776,315	S	*	1/2017	Wu	.....	D26/41
D802,559	S	*	11/2017	Holzer	.....	D14/210
D818,991	S	*	5/2018	Zhang	.....	D14/216
D838,405	S	*	1/2019	Ressler	.....	D26/104
D841,208	S	*	2/2019	Calvo Lopez	.....	D26/40
D909,645	S	*	2/2021	Tong	.....	D14/216
D914,954	S	*	3/2021	Yang	.....	D26/106
D923,837	S	*	6/2021	Ye	.....	D26/40
D963,219	S	*	9/2022	Wang	.....	D26/40
D965,845	S	*	10/2022	Chen	.....	D26/93

(72) Inventor: **Philippe Nigro**, Venice (IT)

(73) Assignee: **BAROVIER & TOSO VETRERIE**  
**ARTISTICHE RIUNITE S.R.L.,**  
Venice (IT)

(\*\*) Term: **15 Years**

(21) Appl. No.: **35/512,727**

(22) Filed: **Sep. 28, 2021**

(80) **Hague Agreement Data**

Int. Filing Date: **Sep. 28, 2021**  
Int. Reg. No.: **DM/216651**  
Int. Reg. Date: **Sep. 28, 2021**  
Int. Reg. Pub. Date: **Oct. 15, 2021**

(30) **Foreign Application Priority Data**

Apr. 9, 2021 (WO) ..... WIPO103701

(51) **LOC (14) Cl.** ..... **26-05**

(52) **U.S. Cl.**  
USPC ..... **D26/93; D26/104**

(58) **Field of Classification Search**

USPC .... D26/14, 15, 22, 24, 40, 49, 93, 104, 106,  
D26/110, 115, 122, 135, 148, 149;  
D14/210, 216  
CPC .... F21S 6/00; F21S 6/002; F21S 6/003; F21S  
6/004; F21S 6/005; F21S 6/006; F21S  
9/00; F21S 9/02; F21S 9/03; F21S 10/00;  
F21S 10/02; F21S 10/06; F21S 10/023;  
F21S 10/063; F21W 2131/00; F21W  
2131/30; F21V 3/023; F21V 3/0615;  
F21V 3/0625; F21V 7/043

See application file for complete search history.

\* cited by examiner

*Primary Examiner* — Clint A Samuel

(74) *Attorney, Agent, or Firm* — Thomas | Horstemeyer,  
LLP

(57) **CLAIM**


The ornamental design for a table lamp, as shown and described.

**DESCRIPTION**


1. Table lamp

Fig. 1.1 is a perspective view of the table lamp;  
Fig. 1.2 is a perspective view thereof;  
Fig. 1.3 is a top perspective view thereof;  
Fig. 1.4 is a perspective side view thereof;  
Fig. 1.5 is a top view thereof; and  
Fig. 1.6 is a bottom view thereof.  
The portions of the table lamp shown in broken lines,  
namely the area contained within the broken lines, of FIG.  
1.6 form no part of the claimed design.


**1 Claim, 6 Drawing Sheets**



1.1




1.2



1.3



1.4



1.5



1.6

