



US00D673327S

(12) **United States Design Patent**
Dedeyan et al.

(10) **Patent No.:** **US D673,327 S**

(45) **Date of Patent:** **** Dec. 25, 2012**

(54) **DISHWASHING PRODUCT**

(75) Inventors: **Armand Aram Dedeyan**, Newcastle Upon Tyne (GB); **Gillian Margaret Hardy**, Newcastle Upon Tyne (GB); **Ian Robert Wardle**, Newcastle Upon Tyne (GB); **Jonathan Norman Robert Hodges**, Windsor (GB)

(73) Assignee: **The Procter & Gamble Company**, Cincinnati, OH (US)

(**) Term: **14 Years**

(21) Appl. No.: **29/418,648**

(22) Filed: **Apr. 19, 2012**

Related U.S. Application Data

(62) Division of application No. 29/377,224, filed on Oct. 19, 2010, now Pat. No. Des. 665,943.

(51) **LOC (9) Cl.** **28-02**

(52) **U.S. Cl.** **D28/8.1**

(58) **Field of Classification Search** D9/707, D9/710; D28/4, 8.1-8.2; 510/133, 141, 510/148, 194, 220, 224-255, 294-298, 439-450
See application file for complete search history.

(56) **References Cited**

U.S. PATENT DOCUMENTS

D565,244 S 3/2008 Schwartz et al.
(Continued)

FOREIGN PATENT DOCUMENTS

AU 201000194 A4 3/2010

OTHER PUBLICATIONS

U.S. Appl. No. 29/377,224, filed Oct. 19, 2010, Denham, et al.

(Continued)

Primary Examiner — Jennifer Rivard

(74) *Attorney, Agent, or Firm* — Tiffany M. Zerby; Leonard W. Lewis

(57)

CLAIM

The ornamental design for a dishwashing product, as shown and described.

DESCRIPTION

FIG. 1 is a perspective view of a dishwashing product showing my new design.

FIG. 2 is a top view of the dishwashing product of FIG. 1.

FIG. 3 is a front view of the dishwashing product of FIG. 1.

FIG. 4 is a back view of the dishwashing product of FIG. 1.

FIG. 5 is a left side view of the dishwashing product of FIG. 1.

FIG. 6 is a right side view of the dishwashing product of FIG. 1.

FIG. 7 is a bottom view of the dishwashing product of FIG. 1.

FIG. 8 is a perspective view of a dishwashing product.

FIG. 9 is a top view of the dishwashing product of FIG. 8.

FIG. 10 is a front view of the dishwashing product of FIG. 8.

FIG. 11 is a back view of the dishwashing product of FIG. 8.

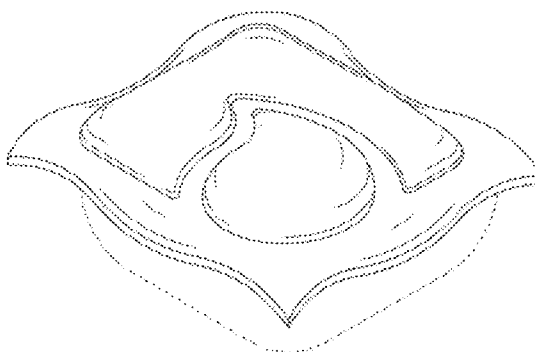
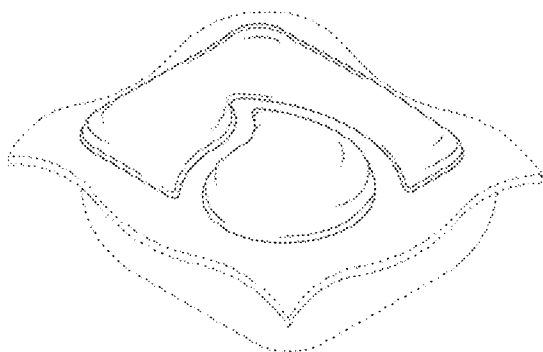
FIG. 12 is a left side view of the dishwashing product of FIG. 8.

FIG. 13 is a right side view of the dishwashing product of FIG. 8; and,

FIG. 14 is a bottom view of the dishwashing product of FIG. 8.

The broken line showing of environmental structure in the figures is for illustrative purposes only and forms no part of the claimed design.

1 Claim, 6 Drawing Sheets



US D673,327 S

Page 2

U.S. PATENT DOCUMENTS

D599,056 S 8/2009 Schwartz et al.
D599,057 S 8/2009 Beckholt et al.
D608,049 S 1/2010 Schwartz et al.
D618,393 S 6/2010 Beckholt et al.
D639,183 S 6/2011 Nixon
D639,184 S * 6/2011 Nixon D9/707
D640,934 S 7/2011 Nixon
D643,574 S 8/2011 Heidel et al.
D647,249 S 10/2011 Heidel et al.
D648,068 S 11/2011 Heidel et al.
D648,481 S * 11/2011 Nixon D28/8.1

D649,710 S * 11/2011 Mehdizadeh D28/8.1
D651,340 S 12/2011 Heidel et al.
D662,658 S * 6/2012 Nixon D28/8.1
D662,659 S * 6/2012 Nixon D28/8.1
2010/0298191 A1 11/2010 Denome et al.

OTHER PUBLICATIONS

U.S. Appl. No. 29/391,328, filed May 6, 2011, Denham, et al.
U.S. Appl. No. 29/391,336, filed May 6, 2011, Denham, et al.
Web page for teardrop search, Mar. 25, 2012.

* cited by examiner

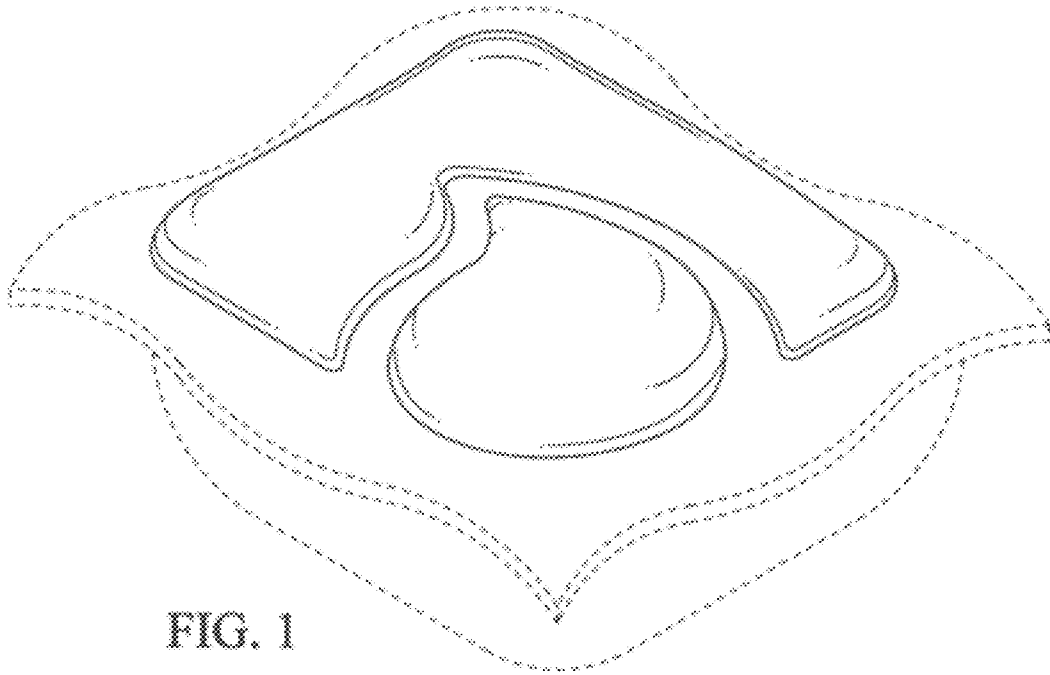


FIG. 1

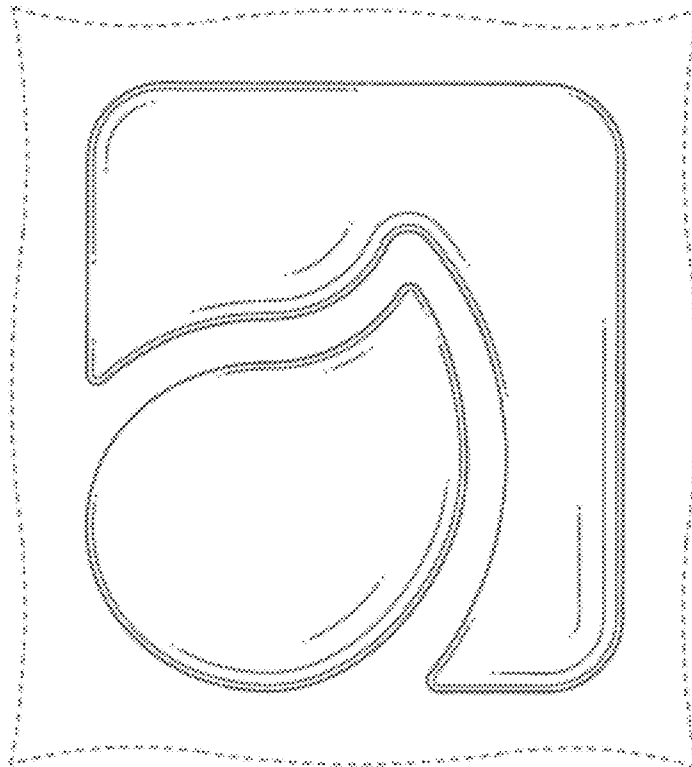


FIG. 2




FIG. 3




FIG. 4




FIG. 5




FIG. 6




FIG. 7

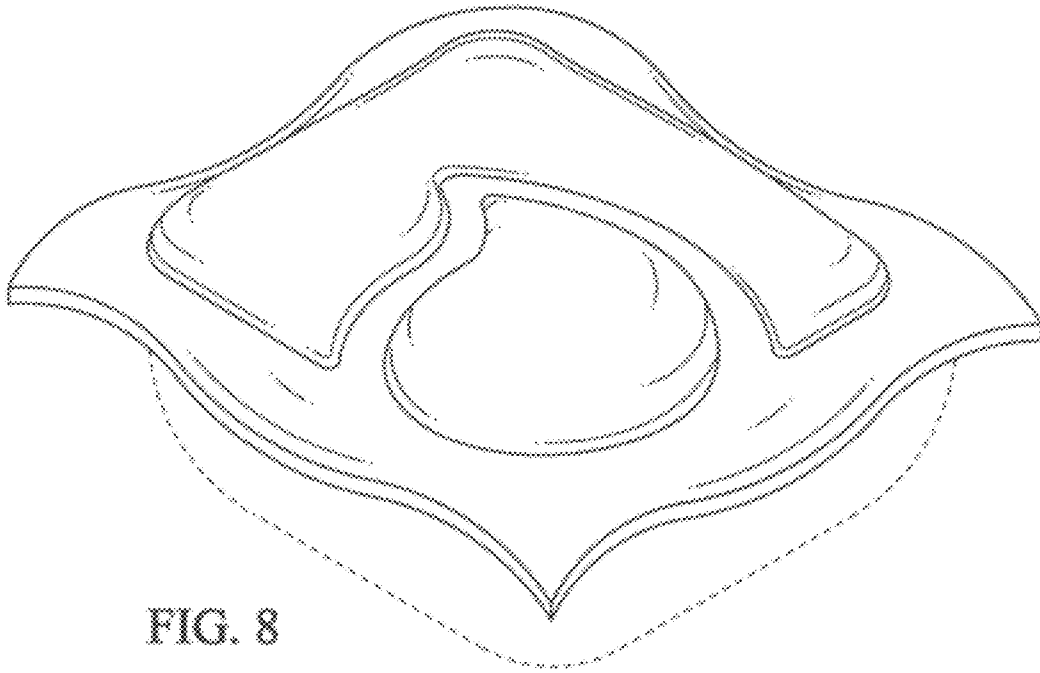


FIG. 8




FIG. 9




FIG. 10




FIG. 11




FIG. 12




FIG. 13




FIG. 14