

(19) World Intellectual Property Organization  
International Bureau



(43) International Publication Date  
16 October 2008 (16.10.2008)

PCT

(10) International Publication Number  
**WO 2008/123862 A1**

- (51) International Patent Classification:  
*E01F 9/04* (2006.01)
- (21) International Application Number:  
PCT/US2007/018878
- (22) International Filing Date: 27 August 2007 (27.08.2007)
- (25) Filing Language: English
- (26) Publication Language: English
- (30) Priority Data:  
11/789,421 10 April 2007 (10.04.2007) US
- (71) Applicant (for all designated States except US): **STON-COR GROUP, INC.** [US/US]; One Park Avenue, Maple Shade, NJ 08052 (US).
- (72) Inventors: **GELFANT, Frederick**; 66 E. Peachtree Court, Mount Laurel, NJ 08054 (US). **MULOWSKI, John**; 26 N. Ladow Avenue, Millville, NJ 08332 (US). **STOUGH, Kent, Jr.**; 2716 Monmouth Road, Jobstown, NJ 08041 (US).
- (74) Agent: **QUINN, Charles, N.**; Fox Rothschild LLP, 2000 Market Street Tenth Floor, Philadelphia, PA 19103 (US).

(81) Designated States (unless otherwise indicated, for every kind of national protection available): AE, AG, AL, AM, AT, AU, AZ, BA, BB, BG, BH, BR, BW, BY, BZ, CA, CH, CN, CO, CR, CU, CZ, DE, DK, DM, DO, DZ, EC, EE, EG, ES, FI, GB, GD, GE, GH, GM, GT, HN, HR, HU, ID, IL, IN, IS, JP, KE, KG, KM, KN, KP, KR, KZ, LA, LC, LK, LR, LS, LT, LU, LY, MA, MD, ME, MG, MK, MN, MW, MX, MY, MZ, NA, NG, NI, NO, NZ, OM, PG, PH, PL, PT, RO, RS, RU, SC, SD, SE, SG, SK, SL, SM, SV, SY, TJ, TM, TN, TR, TT, TZ, UA, UG, US, UZ, VC, VN, ZA, ZM, ZW.

(84) Designated States (unless otherwise indicated, for every kind of regional protection available): ARIPO (BW, GH, GM, KE, LS, MW, MZ, NA, SD, SL, SZ, TZ, UG, ZM, ZW), Eurasian (AM, AZ, BY, KG, KZ, MD, RU, TJ, TM), European (AT, BE, BG, CH, CY, CZ, DE, DK, EE, ES, FI, FR, GB, GR, HU, IE, IS, IT, LT, LU, LV, MC, MT, NL, PL, PT, RO, SE, SI, SK, TR), OAPI (BF, BJ, CF, CG, CI, CM, GA, GN, GQ, GW, ML, MR, NE, SN, TD, TG).

[Continued on next page]

(54) Title: AGGLOMERATED RETROREFLECTIVE BEADS FOR HIGHWAY MARKING AND METHODS FOR FABRICATION AND USE THEREOF

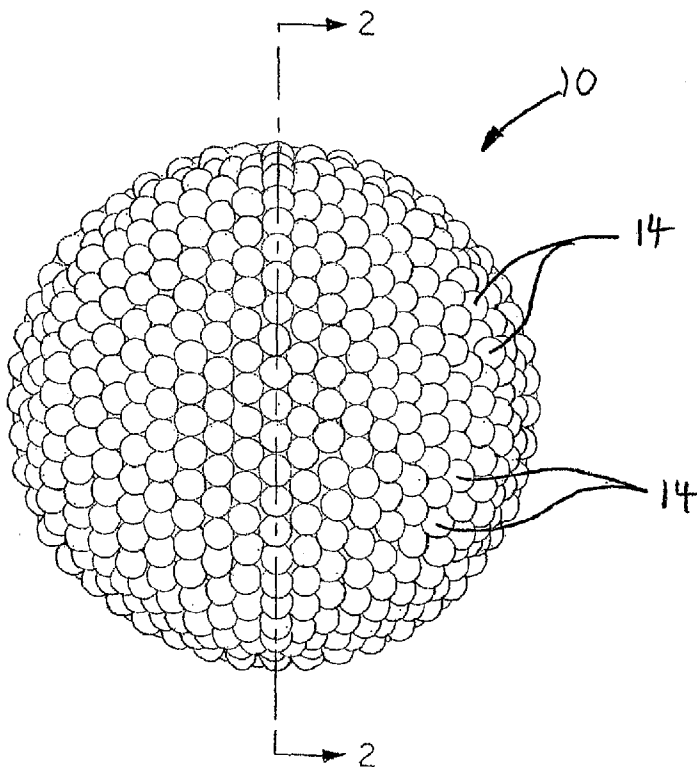


FIG. 1

(57) Abstract: A retroreflective device securable to a highway by bonding thereto preferably with a viscous strip applied to the highway prior to solidifying cure of the strip includes a generally globular glass central member, a desirably pigmented adhesive layer over the central member and a plurality of peripheral globular glass members connected to the central member by the pigmented adhesive layer. A method for fabricating the retroreflective device is also disclosed.

WO 2008/123862 A1



---

**Published:**

— *with international search report*

— *with amended claims*

## **AGGLOMERATED RETROREFLECTIVE BEADS FOR HIGHWAY MARKING AND METHODS FOR FABRICATION AND USE THEREOF**

### **Background of the Invention – Field of the Invention**

5 This invention relates generally to highway striping and marking materials and specifically to retroreflective beads used in highway striping and marking materials to enhance visibility of the highway, where striped and marked, especially after sundown.

### **Background of the Invention – Description of Prior Art**

Pavement markings such as paints, tapes, and individually mounted articles to guide  
10 and direct motorists traveling along a roadway are known. During daylight the markings may be sufficiently illuminated by ambient light to effectively signal and guide motorists. At night, especially when the primary source of illumination is the vehicle's headlights, the markings may be insufficient to guide adequately motorists because light from vehicle headlights hits the pavement and pavement markings at a very low angle of incidence, with  
15 the result that the light largely reflects away from the vehicle.

Retroreflection is the mechanism whereby light incident on a surface is reflected in a way that much of the incident light is directed back towards the light source. The most common retroreflective pavement markings, such as lane lines on roadways, are made by dropping transparent glass or ceramic optical elements onto a freshly painted line to which the  
20 optical elements adhere and desirably become partially embedded therein. Each transparent optical element preferably acts as a spherical lens. Incident light desirably passes through the optical elements to the pavement marking paint or sheet, striking any pigment particles embedded therein. The pigment particles scatter the light. The scattered light includes a portion that is directed back into the optical element, which then redirects that portion of light  
25 back towards the light source.

In addition to providing desired optical effects, pavement markings must withstand road traffic, and adverse weather conditions, and are subject to cost constraints in the course of manufacture and installation.

Vertically oriented or upwardly disposed surfaces provide good orientation for  
5 retroreflection. As a result, attempts have been made to incorporate vertical surfaces in pavement markings, such as by providing protrusions in the marking surface. Vertical surfaces may advantageously prevent build-up of water over the retroreflective surface during rainy weather, which water would otherwise interfere with retroreflection.

Sometimes raised pavement markers are placed at intervals along a pavement marking  
10 line as disclosed in United States patents 3,292,507 and 4,875,798. These markers are relatively large, generally being several centimeters in width, and five to twenty millimeters in height. Typically, such markers require assembly of different components, some of which were previously individually molded or cast. Therefore, such markers are relatively expensive to manufacture. The size of the markers makes them subject to substantial impact  
15 forces from passing vehicles. As a result, the markers must be well secured to the pavement, increasing installation costs and also removal costs when the markers must be replaced. Moreover, because the markers are applied at intervals, the reflected light provided by the markers are in the form of discontinuous spots of light. A continuous bright line of reflective light is more desirable.

20 Embossed pavement marking tapes, as disclosed in United States patents 4,069,281 and 5,417,515, represent an approach that has been taken towards providing better highway marking surfaces. Selective placement of transparent optical elements on the sides of embossed raised protrusions present in the tapes results in somewhat effective marking.

However, such tapes are relatively expensive compared to painted markings and tend to pick up dirt that adheres to the tape even after a hard rain. As a result, tape usage is often limited lower traffic areas such as unlighted intersections and railway crossings. These embossed tapes are constructed with polymeric materials which are susceptible to wear.

5 Yet another approach to providing retroreflection is the composite retroreflective element such as disclosed in United States patents 3,254,563 and 4,983,458. These retroreflective elements essentially have a core with optical elements embedded in the core surface. Some also contain optical elements dispersed throughout the core that become exposed with wear. The core may be irregular in shape or may be shaped as a sphere,  
10 tetrahedron, disc, square, tile, etc.

Some known retroreflective elements have centers formed of polymeric cores or binders. A pigmented core or binder may serve as a diffuse reflector, allowing spherical optical elements to be used on horizontal and vertical surfaces. Other constructions have transparent optical elements including specular reflectors such as metallic silver. The metallic  
15 surface directs light back towards the light source. In such cases pigmented cores are not used. Geometry of the optics may make a specular coated optical element less effective when embedded in pavement marking paint on a horizontal surface, and more effective when embedded in the vertical surfaces of a retroreflective support element.

Another retroreflective element construction, disclosed in United States patent  
20 3,252,376, uses silvered glass flakes as a specular reflector on the surface of a spherical polymeric core; no spherical optical elements are used.

Still another known construction disclosed in United States patents 4,072,403; 4,652,172 and 5,268,789 has a retroreflective element with a plastic globule refracting

incident light onto a layer of glass optical elements attached to the bottom of the globule. The glass optical elements focus light onto a specular coating or film located below the elements. Incident light is then reflected back along the original path towards the source.

Shaped polymeric retroreflective elements with pigmented cores and glass optical elements embedded in the vertical surfaces are disclosed in United States patent 3,418,896. These retroreflective elements are formed by extruding pigmented polymer into rods of different cross-sectional shapes. Glass optical elements are embedded into the surface of the polymer before it hardens, then the rods are sliced to form the elements.

Polymeric retroreflective elements are undesirably susceptible to wear, especially in high traffic regions, and to degradation due to weathering.

In an attempt to overcome these limitations, retroreflective elements have been constructed having a ceramic core surrounded by optical glass with a metallic specular coating.

One such construction approach is a rock or glass sphere core as disclosed in United States patents 3,043,196 and 3,175,935, covered by a polymeric binder with glass optical elements having a specular metallic coating embedded in the polymeric coating.

Another construction disclosed in United States patent 3,556,637 includes a glass sphere and a layer of glass optical elements attached to the bottom of the glass sphere with a polymeric binder. A metallic film below the glass optical elements acts as a specular reflector. However, these glass sphere-metallic film combination do not provide the brilliant white or yellow color for the reflective light that is desirable in a high quality highway machine and is necessary to meet the requirements of many regulatory authorities. The glass.

sphere-metallic film approach tends to produce reflected light that is grey or silver, instead of white, or that is bronze or gold, instead of yellow. None of these are acceptable.

Other constructions include a composite lens element serving both as a retroreflective element and a skid-resistant particle as disclosed in European patent 0,322,671. The skid-resistant particle, which acts as a core, may be either a corundum particle or glass sphere, and is coated with a pigmented polymeric binder acting as a diffuse reflector.

A ceramic element having glass optical elements embedded throughout a glass core and at the core surface is disclosed in United States patent 3,171,827. A thin metallic film separates the optical elements and the glass core to provide an efficient specular retroreflective system. Alternatively, optical elements having a refractive index greater than 2.0 are used. These high refractive index optical elements are asserted as being capable of reflecting light without the need for a reflective backing.

A ceramic retroreflective composite element having a transparent glass sphere with smaller glass optical elements embedded in the surface is disclosed in United States patents 3,274,888 and 3,486,952. A thin metallic film separates the optical elements and the glass sphere to provide specular retroreflective system. The elements are formed by first coating the glass spheres with metallized optical elements using a temporary polymeric binder. The coated spheres are then tumbled with excess optical elements in a rotary kiln. When temperature exceeds the softening temperature of the glass spheres, the optical elements embed themselves into the surface of the spheres. Later the film is etched away from the exposed portions of the optical elements.

WO 97/28471 discloses a retroreflective element having an opacified ceramic core and ceramic optical elements partially embedded in the core. The diffuse reflecting ceramic core,

in combination with the transparent optical elements embedded in the surface, provides a retroreflective element asserted to be without the gray coloration and the susceptibility to corrosion associated with metallic specular reflectors. Although such all-ceramic retroreflective elements are asserted to have improved resistance to wear and weathering, 5 crush-resistance remains a problem, limiting life of the retroreflective element.

Beads for highway marking are disclosed in United States patents 3,171,827 and 3,274,888. '827 discloses a bead with a polymer core, while '888 discloses beads consisting of all glass bonded to a glass core that is fabricated by melting these glass components together; there is no polymer core nor is any adhesive used.

10 United States patent 4,983,458 discloses a bead similar to that disclosed in '827, but having a tetrahedron shape intended to increase adhesion to highway marking tape. However, the '458 product does not function well with current reflective bead application equipment.

United States patent 5,456,546 discloses use of single glass beads in highway marking 15 lines.

United States patents 5,774,265 and 5,917,652 disclose retroreflective elements. The elements are not white or yellow, which is desirable since white and yellow are the colors used for highway striping and are, in many instances, required by law. The retroreflective elements disclosed in '265 and '652 are expensive to manufacture.

20 United States patent 5,942,280 discloses a bead that is a variant of the beads disclosed in the '458 and '827 patents discussed above.



United States published applications 2005/0100709 and 2005/0158461 disclose beads that are similar to the beads disclosed in the '458; '827 and '546 patents discussed above, but the beads disclosed in these two pending patent applications are not all ceramic.

United States published application 2005/0001342 discloses an agglomeration of small  
5 beads without a core, manufactured by a slow, costly method.

### Summary of the Invention

In one of its aspects this invention provides an agglomerated bead for highway marking having high retroreflectivity both when initially installed and over the bead lifetime, allowing vehicle drivers to see highway marking lines at night. When installed the  
10 agglomerated beads essentially match the color of the highway marking material in which the agglomerated beads reside.

In one of its several aspects this invention provides a retroreflective device securable to a highway by bonding with a viscous strip applied to the highway prior to solidifying cure of the strip, where the device includes a generally globular glass central member, a pigmented  
15 adhesive layer over the central member, and a plurality of peripheral globular glass members connected to the central member by the pigmented adhesive layer. Preferably the central member is in the range of from about 14 to about 20 mesh and the peripheral members are in the range of from about 170 to about 230 mesh and further preferably cover the central member. Both the central member and the peripheral members are preferably of generally  
20 spherical configuration; the pigmented adhesive layer preferably includes both pigment and at least resin, with the pigmented layer preferably being less than the diameter of the peripheral glass members and where the pigmented layer preferably still further includes reagents that

react adhesively during fabrication of the device to secure the peripheral members to the central member.

In yet another of its aspects this invention provides an agglomerated bead, which after significant traffic passage thereover, wears at the top of the agglomerate but maintains  
5 retroreflectivity with retroreflectivity largely being produced at the side of the agglomerated bead, and with the exposed core of the agglomerated bead itself being retroreflective.

The agglomerated beads may desirably applied to a highway by trucks dropping exact amounts of the agglomerated beads on freshly applied highway marking line. The lines preferably utilize two component chemistries such as epoxy, epoxy hybrids, polyurethanes  
10 and polyureas. When the agglomerated beads are applied, the line is flooded with the agglomerated beads. The line is ready for traffic in two to ten minutes, depending on the specific line chemistry used. Alternatively, the agglomerated beads may be mixed with small, bare retroreflective beads.

It is further within the purview of the invention to apply the agglomerated beads to a  
15 highway by trucks dropping exact amounts of the agglomerated beads on freshly applied thermoplastic or latex paint.

Formulation of the polymer coating and the adhesive layer affects performance. Blending steps in the manufacture of the agglomerated beads are preferably performed in a fluidized mixer to distribute all layers uniformly and rapidly.

20 Control of timing for the addition, mixing and curing of each reagent secures the desired properties of the final agglomerated bead product.

Agglomerated bead performance characteristics have been measured in several ways: color of the finished agglomerated bead; retroreflectivity of the bead by itself; retroreflectivity

of the agglomerated bead in a painted highway marking line; color of the line after addition of the agglomerated beads as compared to color without agglomerated beads; retroreflectivity of the line after wear testing with traffic; and color of the line with agglomerated beads after wear testing. ASTM E1710 for retroreflectivity and ASTM E1349 for color are the test  
5 methods used.

### **Brief Description of the Drawings**

Figure 1 is an artist's conception front elevation of an agglomerated retroreflective generally spherical glass media for highway marking in accordance with aspects of the invention.

10 Figure 2 is an artist's conception sectional view, taken at lines and arrows 2-2 in Figure 1, of the agglomerated retroreflective generally spherical glass media shown in Figure 1.

Figure 3 is an artist's conception enlarged sectional view of a portion of the interior of an agglomerated retroreflective generally spherical glass media for highway marking in  
15 accordance with aspects of the invention, with the smaller exterior generally spherical glass members illustrated largely embedded in an interior pigmented adhesive layer that covers the larger interior generally spherical glass member, and with the interior pigmented layer shown schematically as comprising multiple layers, to reflect in schematic form the process by which the agglomerated reflective generally spherical glass media of the invention are fabricated.

### **Detailed Description of the Preferred Embodiments of the Invention and Best Mode for Practice Thereof**

Referring to Figures 1, 2 and 3, in Figure 1 a single agglomerated retroreflective glass media in accordance with the invention is designated generally 10, with the exterior of  
25 agglomerated retroreflective glass media 10 being essentially completely covered and

exclusively defined by smaller generally spherical glass members, individual ones of which have been designated 14 in Figure 1.

Referring to Figure 2, the interior of agglomerated retroreflective glass media 10 is defined by a relatively larger generally spherical central glass member designated 12. The smaller generally spherical glass members 14, defining the exterior of agglomerated retroreflective glass media 10 as illustrated in Figure 1, are visible in Figure 2. Securement of smaller generally spherical glass members 14 to relatively larger generally spherical central glass member 12 is effectuated by pigmented adhesive layer designated 16 in Figure 2. Desirably, smaller generally spherical glass members 14 are sufficiently embedded in pigmented adhesive layer 16 that smaller generally spherical glass members 14 rigidly and fixedly form part of agglomerated retroreflective glass media 10.

As further illustrated schematically in Figure 2, the smaller generally spherical glass members 14 are embedded in pigmented adhesive layer 16 but preferably are separated by pigmented adhesive layer 16 from the exterior of relatively larger generally spherical central glass member 12.

In Figure 3, a broken portion of relatively larger generally spherical central glass member 12 is depicted with several of the smaller generally spherical central glass members 14 embedded in pigmented adhesive layer 16, but separated by pigmented adhesive layer 16 from the surface of relatively larger generally spherical central glass member 12. In Figure 3, pigmented adhesive layer 16 is depicted as consisting of two separate layers, a first inner schematic layer contacting the exterior of central member 12 and designated generally 20, and a second outer schematic layer contacting and chemically reacting with first schematic layer 18 to produce the pigmented adhesive layer 16. It is to be understood that depiction of first

and second schematic layers 18, 20 in Figure 3 is solely for purposes of depicting, in schematic form, aspects of the process of the invention for fabricating the agglomerated retroreflective glass media 10. Upon microscopic inspection, one would see a pigmented adhesive layer 16 much like that depicted schematically in Figure 2; it would not be expected that one would see discrete separate layers, such as illustrated 18, 20 in Figure 3, upon microscopic inspection of an agglomerated retroreflective glass media 10 according to the invention.

Average diameter of the relatively larger generally spherical central glass member designated 12 in the drawings is preferably about 1.2 millimeters. A preferable, acceptable range for that diameter is 0.85 millimeters to 1.4 millimeters. The extremity of the range for the diameter of the relatively larger generally spherical central glass member designated 12 in the drawings is preferably from about 0.6 to about 2.0 millimeters.

The preferable average diameter for the smaller generally spherical glass members designated 14 in the drawings is 75 micrometers. The preferable range of diameter for the smaller generally spherical glass members designated 14 in the drawings is from about 60 micrometers to about 90 micrometers. Preferably, diameter of the smaller generally spherical glass members designated 14 in the drawings can range low as about 40 to as high as about 200 micrometers without adversely affecting practice of the invention.

The pigmented adhesive layer designated 16 in the drawings, which it is to be emphasized represents all of the reagents applied to the relatively larger generally spherical central glass member, preferably averages about 15 micrometers in thickness. A preferred range of thickness for the pigmented adhesive layer designated 16 in the drawings is from about 10 micrometers to about 40 micrometers. The pigmented adhesive layer designated 16

in the drawings could preferably range in thickness from as low as about 10 to as high as about 100 micrometers in thickness without adversely affecting performance of the invention. Thickness of pigmented adhesive layer 16 is preferably between about 15% and about 50% of the diameter of smaller generally spherical glass members 14.

5           In one preferred practice of fabricating retroreflective glass media according to the invention, where the glass media 10 consists of larger central globular glass members 12, each having a plurality of smaller globular glass members 14 connected to the central member 12, and the media are useful for highway marking, the process commences with assembling a supply of largely spherical, essentially clear, relatively larger globular glass members referred  
10 to sometimes herein as "beads". Suitable amounts of a first silane and water are added and the resulting combination is mixed for between fifteen and thirty seconds. Dry pigment is then added, with the pigment being either white if a white color is desired, or a combination of white and yellow pigment if a yellow color is desired, and the resulting combination  
15 blended for about sixty seconds. Next, resin is added and the resulting mixture blended again for about sixty seconds. A crosslinker is then added and the newly resulting mixture blended for anywhere from forty-five to about ninety seconds. A second preferred silane is added and the newly resulting mixture blended for about fifteen seconds. Next the smaller glass  
20 members, that are preferably generally spherical or at least rounded in form, are added and the resulting mixture blended for about fifteen seconds. Next some additional water may be added and the resulting mixture blended for from about thirty to about sixty seconds. The water may be added at this stage of the process for two purposes: First to hydrolyze the last silane that has been added and second to accelerate the resin/crosslinker reaction, which is the

adhesive that secures the agglomerated retroreflective bead together. The water is not a distinct constituent of the pigmented adhesive layer.

In this practice of the invention all of the processing, including mixing of the various reagents, allowing time for the pigment and other reagents to cover the initial group of larger  
5 beads and for the chemical reactions to occur causing adherence of the small spherical glass members to the larger glass beads, occurs completely over a period that ranges from as little as four minutes to a maximum of about five and one-half minutes. All of these steps are performed at ambient conditions, typically at room temperature when performed indoors.

In a more specific preferred practice for fabricating retroreflective glass media  
10 according to the invention, where the retroreflective glass media comprise larger central generally spherical glass members with each having a plurality of smaller generally spherical glass members connected to the central member, for providing either white or yellow, according to the pigment(s) selected, reflected light when used for highway marking, the method includes assembling a supply of generally spherical essentially clear larger glass  
15 members that will amount to about 1000 parts by weight relative to the other reagents. Between zero and about two parts by weight of a first silane and between zero and about one part by weight of water are blended with the supply of the larger, spherical glass members into a mixture. From about two to about thirty parts by weight of one or more pigments selected are blended next into the mixture. Subsequently, from about four to about twenty  
20 parts by weight of resin are blended into the mixture. Next from zero to about three parts by weight of plasticizer are blended into the mixture. Following that, from about six to about thirty parts by weight of a crosslinker are blended into the mixture. Then, between zero and about two parts of a second silane are blended into the mixture, whereupon from about two

hundred to about four hundred parts by weight of the smaller glass members are blended into the mixture until the larger generally spherical glass members are substantially covered by the smaller members and the smaller members are secured to the larger members by a layer comprising the first silane, the pigment, the resin, the crosslinker and the second silane.

5           In a still more preferred practice of the invention, the first silane may comprise from about one half to about one part by weight relative to the other reagents; the water may comprise from about one tenth to about one half part by weight; the pigment may comprise from about five to about fifteen parts by weight; the resin may comprise from about four to about eight parts by weight; the plasticizer may comprise from about two tenths of one part to  
10 about two parts by weight; the crosslinker may comprise from about six to about twelve parts by weight; the second silane may comprise from about one half of one part, to about one part by weight; and the smaller generally spherical glass members may comprise about three hundred parts by weight, all relative to the other reagents.

          In an even more preferred version of the inventive method for fabricating  
15 agglomerated retroreflective glass media consisting of larger central essentially spherical glass members, each having a plurality of smaller spherical glass members connected to the central member, for providing either white or yellow reflective light, according to the color desired, when used for highway marking, the first silane is preferably about one part by weight relative to the other reagents; the water is preferably about one quarter of one part by  
20 weight; the pigment is preferably about ten parts by weight; the resin is preferably about six parts by weight; the plasticizer is preferably about four tenths of one part by weight; the crosslinker is preferably about nine parts by weight; and the second silane is preferably about one part by weight; and the second addition of water is preferably about one part by weight



relative to the other reagents, and the larger and smaller glass spheres may be in parts by weight relative to the other reagents as set forth above.

In an alternate, equally preferred practice for fabricating retroreflective glass media according to the invention, where the glass media comprise larger central generally spherical glass members each having a plurality of smaller generally spherical glass members  
5 connected to the central member, and the media are useful for highway marking, the process commences with preparing a dispersion of resin and pigment, using white pigment if a white color is desired but using a combination of white and yellow pigment if a yellow color is desired.

10 Once that dispersion is prepared, the process proceeds with assembling a supply of generally spherical, essentially clear, relatively larger glass members referred to sometimes herein as "beads", as noted above. Suitable amounts of a first silane and water are added and the resulting combination is mixed for between fifteen and thirty seconds.

15 One or more selected dry pigments may then be added, and blended with the combination for about sixty seconds.

Next, the dispersion of the resin and the selected pigment(s) is added and the resulting mixture blended for about sixty seconds. A plasticizer is added either and blended either with the resin or with a crosslinker. The crosslinker is added and the further resulting mixture blended for anywhere from between about forty-five seconds to about ninety seconds. A  
20 second preferred silane is then added and the newly resulting mixture blended for about fifteen seconds. Next the smaller glass members, that are also preferably generally spherical in form, are added and the resulting mixture blended for about fifteen seconds. Next some additional water may be added and the resulting mixture blended for from about thirty

seconds to about sixty seconds. As with the first preferred practice of fabricating the retroreflective glass media according to the invention as discussed above, the water is added at this stage of the process for two purposes: First to hydrolyze the second silane that was added, and second to accelerate the aspartic resin/isocyanate reaction, providing the adhesive  
5 securing the agglomerated retroreflective glass media together.

As in the above first described preferred practice of the invention, all of the processing, including preparing the dispersion, mixing the various reagents, allowing time for the dispersion to cover the initial group of larger glass members and for the chemical reactions to go to completion, resulting in adherence of the small spherical glass members to  
10 the larger glass members, occurs over a period ranging from as little as about four minutes to a maximum of about five and one-half minutes. All steps are performed in ambient conditions, typically at room temperature when indoors.

### **Preferred Reagents**

15 The larger single glass beads that form the center of agglomerated reflective beads in accordance with the invention are preferably Visibead II Plus beads available from Potters Industries, Inc. in Valley Forge, PA. These beads range in size from 14 to 20 mesh and have a high percentage population that are round.

The silane is preferably Silquest 1120 available from GE Advanced Materials at 187  
20 Danbury Road, Wilton, CT 06897.

The white pigment is preferably Tiona 696 titanium dioxide available from Millennium Chemicals, 20 Wight Avenue, Suite 100, Hunt Valley, MD 21030.

The yellow pigment is preferably Hansa yellow 2GX 70S available from Clariant Corporation, 500 Washington Street, Coventry, RI 02416.

The resin for making the resin-pigment intermediate, when the intermediate is used, is preferably Desmophen NH1220, an aspartic ester amine functional resin available from Bayer  
5 Materials Science, 100 Bayer Road, Pittsburgh, PA 15205.

The plasticizer is preferably Benzoflex 131, available from Velsicol Chemical  
o Company, 10400 W. Miggins Road, Suite 600, Rosemont, IL 60015.

The preferred aliphatic polyisocyanate is Desmodur N3300, also available from Bayer Materials Science. The aliphatic polyisocyanate is sometimes referred to herein as a  
10 “crosslinker” or as a “resin cross-linker”.

The second amino silane is preferably Silquest 1170, also available from GE Advanced Materials

The smaller glass beads are preferably 1.9 index of refraction glass beads available from Flex-O-Lite, Inc., 125 Cassens Court, Fenton, MO 63036.

15

### **Test and Measurement Procedures**

The agglomerated retroreflective glass media fabricated according to the invention have been tested and measured for their retroreflectivity characteristics, for their compliance with applicable color specifications, for their pavement coverage characteristics, for resistance  
20 to abrasion, and for resistance to wear. The agglomerated retroreflective glass media in accordance with the invention have been found to have characteristics and values, as respecting these parameters, that are superior in nearly all respects to known commercially available reflective glass highway marking materials.

Retroreflectivity of the agglomerated retroreflective glass media manifesting aspects of the invention were measured using the method set forth in ASTM Specification E1710 entitled "Test Method for Measurement of Retroreflective Pavement Marking Materials with CEN Prescribed Geometry Using Portable Reflectometer." In measuring retroreflectivity, the

5 agglomerated retroreflective glass media were tested (i) alone with the agglomerated retroreflective glass media in a line along a tape without any background paint, (ii) with the agglomerated retroreflective glass media positioned alone on a tape after handling and packaging subsequent to manufacturing, (iii) with the agglomerated retroreflective glass media alone on tape after a shake test (described below) of the agglomerated retroreflective

10 glass media, (iv) with the agglomerated retroreflective glass media placed alone on a painted line, and (v) with the agglomerated retroreflective glass media positioned together with standard glass beads used for highway marking on a painted line in a laboratory after the media and beads had been tested for wear according to the wear test described below.

Results from measuring retroreflectivity are given for the examples and field trials

15 below where retroreflectivity is expressed in millicandelas per square meter per lux, which is the unit of retroreflectivity as specified in ASTM E1710. All measurements of retroreflectivity were made using a commercially available MiroLux 30 retroreflectometer following the procedure set forth in ASTM E1710.

Color of the agglomerated retroreflective glass media in accordance with the invention

20 was measured following the procedure set forth in ASTM E1349 entitled "Test Method for Reflectance Factor and Color by Spectrophotometer Using Bi-Directional Geometry" to determine compliance with ASTM D6628, entitled "Standard Specification for Color of Pavement Marking Materials," which is the applicable standard. One measurement of the

color of the agglomerated retroreflective glass media in accordance with the invention was made with the media freely standing, being stacked one on another on a base. A second measurement of the color of the agglomerated retroreflective glass media in accordance with the invention was made with the media interspersed with standard highway marking glass beads on a painted line. A third measurement of the color of the agglomerated retroreflective glass media in accordance with the invention was made after the agglomerated retroreflective glass media were interspersed with standard glass highway marking beads on a painted line after wear testing pursuant to the wear test procedure described below.

For all of agglomerated retroreflective glass media, both white and yellow, fabricated according to the examples herein that are set forth below, the color always fell within the ASTM D6628 color box, and also within the more stringent State of Virginia color box for white and yellow agglomerated beads. This was the case under all measurement conditions.

Evaluation of the coverage of the agglomerated retroreflective glass media in accordance with the invention was based on viewing the agglomerated retroreflective glass media under a microscope using from twenty to forty times magnification. This resulted in subjective views as to the coverage and provided empirical data consistent with the measured values of retroreflectivity. The coverage afforded by the agglomerated retroreflective glass media in accordance with the invention was observed and empirical data recorded as retroreflectivity was measured. This was done (i) viewing the agglomerated retroreflective glass media alone, immediately after manufacture, (ii) viewing the agglomerated retroreflective glass media alone after being handled and packaged in the manufacturing facility, and (iii) viewing the agglomerated retroreflective glass media alone after having undergone the shake test described below.

Agglomerated retroreflective glass media according to the invention have been further evaluated using a "shake test" designed to compare batches of agglomerated retroreflective glass media one to another and to simulate severe abrasion of the agglomerated retroreflective glass media. In the shake test, fifty (50) grams of agglomerated retroreflective glass media according to the invention are combined in a steel one pint can with one hundred (100) grams of grinding media, namely one-half inch by one-half inch Burundum ceramic media available from Fisher Scientific. The can is then shaken vigorously for 60 seconds. After shaking, a 20 mesh screen is used to sieve out any loose, very fine generally spherical glass members. Material that passes through the 20 mesh screen, and hence is smaller than 20 mesh, is then weighed and recorded as a percentage of the agglomerated retroreflective glass media fabricated according to the invention.

The inventors also devised a wear test to expose a finished stripe, consisting of paint having agglomerated retroreflective glass media according to the invention applied thereto and standard highway marking glass beads also applied thereto, to simulate exposure to severe continuous high speed rubber wheel traffic. A sample stripe is prepared on concrete with epoxy paint. Agglomerated retroreflective glass media according to the invention and standard highway marking beads are applied to the epoxy paint stripe. Retroreflectivity is measured and color determined for the stripe, using the ASTM procedures and equipment described above, both before and after the test. For the test, four-inch diameter rubber wheels, each weighted down with twenty pound weights and spinning at a speed of 176 revolutions per minute, run on a ten-inch diameter track to which the epoxy paint stripe, the agglomerated retroreflective glass media, and standard highway marking beads have been applied, for sixty

(60) minutes, with a short interruption after each ten minute segment so that temperature does not rise too high due to friction.

After the wear test, measured retroreflectivity has ranged from 800 to 1,000 for both white and yellow samples of the agglomerated retroreflective glass media according to the invention. Moreover, both the white and the yellow samples of the agglomerated retroreflective glass media according to the invention remained in the color box, defined by ASTM D6628, as set forth above, after the wear test.

The test results are set forth, as applicable to the agglomerated retroreflective glass media, with the respective examples.

10

#### **Example 1**

Agglomerated yellow retroreflective beads for highway marking in accordance with the invention were fabricated in a process performed entirely at room temperature by initially combining one quarter gram of water, one gram of amino silane and one thousand grams of glass beads. The glass beads were the preferred Visibead II Plus beads available from Potters Industries, Inc. in Valley Forge, PA. The beads ranged in size from 14 to 20 mesh and had a high percentage population that were round. The silane was the preferred Silquest 1120 available from GE Advanced Materials at 187 Danbury Road, Wilton, CT 06897. The silane provided chemical adhesion for the initial set of 14 to 20 mesh glass beads with subsequent reagents. The water hydrolyzed the silane for added adhesion to the large beads.

20

A mixture of pigments was prepared consisting of one part yellow pigment, one part white pigment and two parts resin, all such parts being by weight, with the mixture weighing seven (7.0) grams. The white pigment was the preferred Tiona 696 titanium dioxide available

from Millennium Chemicals, 20 Wight Avenue, Suite 100, Hunt Valley, MD 21030; the yellow pigment was the preferred Hansa yellow 2GX 70S available from Clariant Corporation, 500 Washington Street, Coventry, RI 02416; and the resin was the preferred Desmophen NH1220, an aspartic ester amine functional resin available from Bayer Materials Science, 100 Bayer Road, Pittsburgh, PA 15205.

Once the pigment-resin mixture was prepared, it was added to the mixture of the beads, the silane and water, and blended therewith for 30 seconds.

A plasticizer, namely the preferred Benzoflex 131, available from Velsicol Chemical Company, 10400 W. Miggins Road, Suite 600, Rosemont, IL 60015, in the amount of thirty-five hundredths of a gram, and 7.88 grams of the preferred Desmodur N 3300 aliphatic polyisocyanate, also available from Bayer Materials Science, were added and the mixture was then blended for one minute.

Next one gram of the preferred second amino silane, Silquest 1170, also available from GE Advanced Materials, was added and the mixture blended very briefly whereupon 300 grams of very small glass beads, much smaller than the initial glass spheres forming the core of the agglomerated glass bead, were added to the mixture. The small glass beads were the preferred 1.9 index of refraction glass beads available from Flex-O-Lite, Inc., 125 Cassens Court, Fenton, MO 63036. The resulting mixture was then blended for one and one-half minutes. A quarter gram of water was also added and blending continued for an additional thirty seconds. The resulting agglomerated retroreflective beads were bright yellow. Total time for the procedure was five (5) minutes.

The resulting mixture was passed over a twenty mesh screen. Only a negligible, essentially immeasurable, amount of material passed through the twenty mesh screen.



Upon conclusion of the process retroreflectivity was measured as 1400.

### Example 2

Agglomerated white retroreflective beads for highway marking were fabricated in a process performed entirely at room temperature by initially combining one quarter gram of  
5 water, one gram of amino silane and one thousand grams of glass beads and mixing for about 30 seconds. The glass beads were Visibead II Plus beads, the availability of which is set forth above. The beads ranged in size from 14 to 20 mesh and had a high percentage population that were round. The silane was Silquest 1120, the availability of which is set forth above. The silane provided chemical adhesion for the initial set of glass beads with subsequent  
10 reagents and the water hydrolyzed the silane for added adhesion, as explained above.

A mixture was prepared consisting of one part white pigment and one part resin, such parts being by weight, with the mixture weighing eight (8.0) grams. The white pigment was Tiona 696 titanium dioxide available, the availability of which is set forth above while the resin was Desmophen NH1220, an aspartic ester amine functional resin, the availability of  
15 which is set forth above.

Once the pigment-resin mixture was prepared, it was added to the mixture of the beads, the silane and water, and blended therewith for about thirty seconds.

A plasticizer, namely Benzoflex 131, the availability of which is set forth in previous examples, in the amount of one-half (.50) of a gram, and 8.08 grams of Desmodur N 3300  
20 aliphatic polyisocyanate, the availability of which is set forth above, were added and the mixture was then blended for about one minute.

Next one gram of a second amino silane, this time Silquest 1170, the availability of which is set forth in previous examples, was added and 300 grams of small glass beads,

namely smaller than the Visibead II Plus glass beads addressed above, were also added to the mixture. The small glass beads were 1.9 index of refraction glass beads, the availability of which is set forth in previous examples. The resulting mixture was then blended for one and one-half minutes. A quarter gram of water was added and blending continued for an  
5 additional thirty seconds. The resulting retroreflective beads were brilliant white. Total time for the procedure was four (4) minutes.

The resulting mixture was passed over a twenty mesh screen. Only a negligible, essentially immeasurable amount of material passed through the twenty mesh screen to be recycled as small beads.

10 Upon conclusion of the process retroreflectivity was measured as 1260. After undergoing the shake test, 3.17 grams of material passed through the twenty mesh screen, indicating that only slightly greater than thirteen percent (13%) of the small beads had broken the adhesive bond to the larger, central beads. When measured after the shake test, retroreflectivity was 1000.

15

### **Example 3**

Agglomerated retroreflective white beads for highway marking were fabricated in a process performed entirely at room temperature by initially combining one quarter gram of water, one gram of amino silane and one thousand grams of glass beads and mixing for about  
20 30 seconds. The glass beads were Visibead II Plus beads, available as set forth above. The beads ranged in size from 14 to 20 mesh and had a high percentage population that were round. The silane was Silquest 1120, available as set forth above. The silane provided

chemical adhesion for the initial set of glass beads with subsequent reagents and the water hydrolyzed the silane for added adhesion, as explained above.

A mixture was prepared consisting of one part white pigment and one part resin, both such parts being by weight, with the mixture weighing six (6.0) grams. The white pigment  
5 was Tiona 696 titanium dioxide available, available as set forth above, while the resin was Desmophen NH1220, an aspartic ester amine functional resin available as set forth above.

Once the pigment-resin mixture was prepared, it was added to the mixture of the beads, the silane and water, and blended therewith for 30 seconds.

A plasticizer, namely Benzoflex 131, available as set forth above, in the amount of  
10 one-half (.50) of a gram, and 7.96 grams of Desmodur N 3300 aliphatic polyisocyanate, available as set forth above, were added and the mixture was then blended for about thirty (30) seconds.

Next one gram of a second amino silane, this time Silquest 1170, available as set forth above, was added and 300 grams of small glass beads, namely smaller than the Visibead II  
15 Plus glass beads addressed above, were also added to the mixture. The small glass beads were 1.9 index of refraction glass beads, available as set forth above. The resulting mixture was then blended for one and one-half minutes. A quarter gram of water was added and blending continued for an additional thirty seconds. The retroreflective beads were bright white. Total time for the process was four (4) minutes.

20 The resulting mixture was passed over a twenty mesh screen. Only a negligible, essentially immeasurable, amount of material passed through the twenty mesh screen to be recycled as small beads.

Upon conclusion of the process retroreflectivity was measured as 1199. After undergoing the shake test, only 0.15 grams of material passed through the twenty mesh screen, indicating that less two tenths of one percent (<0.2%) of the small beads had broken the adhesive bond to the larger, central beads. When measured after the shake test, retroreflectivity was 800.

#### Example 4

Agglomerated yellow reflective beads for highway marking were fabricated in a process performed entirely at room temperature by initially combining one quarter gram of water, one gram of amino silane and one thousand grams of glass beads and mixing for about 30 seconds. The glass beads were Visibead II Plus beads, the availability of which is set forth in previous examples. The beads ranged in size from 14 to 20 mesh and had a high percentage population that were round. The silane was Silquest 1120, the availability of which is set forth in previous examples. The silane provided chemical adhesion for the initial set of glass beads with subsequent reagents. The water hydrolyzed the silane for added adhesion.

A mixture of pigments was prepared consisting of one part yellow pigment, one part white pigment and two parts resin, all such parts being by weight, with the mixture weighing eight (8.0) grams. The white pigment was Tiona 696 titanium dioxide available, the availability of which is set forth in previous examples; the yellow pigment was Hansa yellow 2GX 70S, the availability of which is set forth in previous examples; and the resin was Desmophen NH1220, an aspartic ester amine functional resin the availability of which is set forth in previous examples.

Once the pigment-resin mixture was prepared, it was added to the mixture of the beads, the silane and water, and blended therewith for 30 seconds.

A plasticizer, namely Benzoflex 131, the availability of which is set forth in previous examples, in the amount of forty hundredths (.40) of a gram, and 7.10 grams of Desmodur N  
5 3300 aliphatic polyisocyanate, the availability of which is set forth in previous examples, were added and the mixture was then blended for about one minute.

Next one gram of a second amino silane, this time Silquest 1170, the availability of which is set forth in previous examples, was added and 300 grams of small glass beads, namely smaller than the Visibead II Plus glass beads addressed above, were also added to the  
10 mixture. The small glass beads were 1.9 index of refraction glass beads, the availability of which is set forth in previous examples. The resulting mixture was then blended for one and one-half minutes. A quarter gram of water was added and blending continued for an additional thirty seconds. The resulting retroreflective beads were bright yellow. Total processing time was four (4) minutes.

15 The resulting mixture was passed over a twenty mesh screen. Everything that passed through the twenty mesh screen was collected to be recycled as small beads.

Retroreflectivity was 1450.

### Example 5

20 In the following example all "parts" are parts by weight of the finished agglomerated retroreflective beads.

Agglomerated white retroreflective beads for highway marking were fabricated in a process performed entirely at room temperature by initially combining 0.5 pounds (0.02 parts)

of water, 0.98 pounds (0.04 parts) of the preferred amino silane and 1824 pounds (75.15 parts) of the preferred glass beads, and mixing for between fifteen (15) and thirty (30) seconds. The glass beads were the preferred Visibead II Plus and the silane was the preferred Silquest 1120, both as described above. The silane provided chemical adhesion for the initial set of glass  
5 beads with subsequent reagents and the water hydrolyzed the silane for added adhesion. After mixing the glass beads were essentially uniformly coated with the amino silane.

Twelve (12) pounds ( 0.49 parts) of the preferred white pigment and 18.14 pounds (0.75 parts) of a 50/50 mixture (by weight) of the preferred white pigment and the preferred resin were added to the silane-coated beads and the resulting mixture blended for about sixty  
10 (60) seconds. The white pigment was the preferred Tiona 696 titanium dioxide and the resin was the preferred Desmophen NH1220, aspartic ester amine functional resin, both as described above.

16.56 pounds (0.68 parts) of the preferred Desmodur N 3300 aliphatic polyisocyanate, as described above, was added together with 0.76 pounds (0.03 parts) of the preferred  
15 plasticizer, as described above, and the mixture blended for sixty (60) seconds.

1.84 pounds (0.08 parts) of the preferred second amino silane, Silquest 1170 as described above, 552 pounds (22.74 parts) of the preferred 1.9 refractive index glass beads as described above, and 0.5 pounds (0.02 parts) of water were also added to the mixture. The resulting mixture was then blended for forty-five (45) seconds. After mixing, the 1.9 index  
20 refractive index glass beads had covered and adhered to the larger Visibead II Plus glass beads, resulting in agglomerated retroreflective beads for highway marking. The resulting agglomerated retroreflective beads had excellent, brilliant white color. Total mix time for the procedure was 240 seconds.

The resulting collection of agglomerated retroreflective beads was passed over a vibrating 6 mesh screen to remove any collections of beads of excessive size resulting from the large volume and mass of material that was processed.

5 The further resulting collection of agglomerated reflective beads was then passed over a 20 mesh screen to reclaim, for recycling, any unadhered small beads.

When measured at the conclusion of the process retroreflectivity was measured as 1800. After the agglomerated generally spherical retroreflective media were moved to a packaging area, retroreflectivity was again measured as 1800 and, after being packaged in a bag, measured retroreflectivity was still 1800. When measured after undergoing the shake  
10 test, retroreflectivity was 1600. Only 2.25 grams of unadhered small beads passed through the 20 mesh screen after undergoing the shake test. Coverage of the test surface with the agglomerated generally spherical retroreflective media was judged to be excellent, as was the bright white color.

#### 15 **Example 6**

In the following example all "parts" are parts by weight of the finished agglomerated retroreflective beads.

Agglomerated white retroreflective beads for highway marking were fabricated in a process performed entirely at room temperature by initially combining 0.25 pounds (0.02  
20 parts) of water, 0.47 pounds (0.04 parts) of amino silane and 912 pounds (75.15 parts) of glass beads, and mixing for between fifteen (15) and thirty (30) seconds. The glass beads were Visibead II Plus and the silane was Silquest 1120, both as described above. The silane provided chemical adhesion for the initial set of glass beads with subsequent reagents and the

water hydrolyzed the silane for added adhesion. After mixing the glass beads were essentially uniformly coated with the amino silane.

Six (6) pounds ( 0.49 parts) of white pigment were added and the mixture blended for sixty (60) seconds whereupon 9.07 pounds (0.75 parts) of fifty-five parts by weight mixture of  
5 white pigment and resin were added to the silane-coated beads and the resulting mixture blended again about sixty (60) seconds. The white pigment was Tiona 696 titanium dioxide and the resin was Desmophen NH1220, aspartic ester amine functional resin, both as described above.

Seven and two-tenth (7.2) pounds (0.68 parts) of Desmodur N 3300 aliphatic  
10 polyisocyanate, as described above, was added and the mixture was blended for sixty (60) seconds.

Thirty-eight hundredths (0.38) pounds (0.03 parts) of plasticizer, as described above, was added and the mixture blended for about fifteen (15) seconds.

Eight tenths (.80) pounds (0.08 parts) of a second amino silane, Silquest 1170 as  
15 described above, two hundred seventy-six (276) pounds (22.74 parts) of 1.9 refractive index glass beads as described above, and one quarter (0.25) pound (0.02 parts) of water were also added to the mixture. The resulting mixture was then blended for forty-five (45) seconds. After mixing, the 1.9 index refractive index glass beads had covered and adhered to the larger Visibead II Plus glass beads, resulting in agglomerated retroreflective beads for highway  
20 marking. Total mix time for the procedure was 240 seconds. The resulting agglomerated reflective beads had an excellent white color.



The resulting collection of agglomerated retroreflective beads was passed over a vibrating 6 mesh screen to remove any collection of beads of excessive size resulting from the large volume and mass of material that was processed.

The further resulting collection of agglomerated reflective beads was then passed over a 20 mesh screen to reclaim, for recycling, any unadhered small beads.

When measured at the conclusion of the process retroreflectivity was measured as 1800. After the agglomerated generally spherical retroreflective media were moved to a packaging area, retroreflectivity was again measured as 1800 and, after being packaged in a bag, measured retroreflectivity was still 1800. When measured after undergoing the shake test, retroreflectivity was 1700.

#### **Example 7**

In the following example all "parts" are parts by weight of the finished agglomerated retroreflective beads.

Agglomerated white retroreflective beads for highway marking were fabricated in a process performed entirely at room temperature by initially combining 0.25 pounds (0.02 parts) of water, 0.47 pounds (0.04 parts) of amino silane and 912 pounds (75.15 parts) of glass beads, and mixing for between fifteen (15) and thirty (30) seconds. The glass beads were Visibead II Plus and the silane was Silquest 1120, both as described above. The silane provided chemical adhesion for the initial set of glass beads with subsequent reagents and the water hydrolyzed the silane for added adhesion. After mixing the glass beads were essentially uniformly coated with the amino silane.

Six (6) pounds ( 0.49 parts) of white pigment were added and blended for about sixty seconds whereupon 9.07 pounds of a 50/50 mix by weight of white pigment and resin were added to the silane-coated beads and the resulting mixture further blended for about sixty (60) seconds. The white pigment was Tiona 696 titanium dioxide and the resin was Desmophen  
5 NH1220, aspartic ester amine functional resin, both as described above.

8.28 pounds (0.68 parts) of Desmodur N 3300 aliphatic polyisocyanate, as described above, was added and the mixture was blended for seventy-five (75) seconds.

0.38 pounds (0.03 parts) of plasticizer, as described above, was added and the mixture blended for about fifteen (15) seconds.

10 0.92 pounds (0.08 parts) of a second amino silane, Silquest 1170 as described above, 276 pounds (22.74 parts) of 1.9 refractive index glass beads as described above, and 0.25 pounds (0.02 parts) were also added to the mixture. The resulting mixture was then blended for sixty (60) seconds. After mixing, the 1.9 index refractive index glass beads had covered and adhered to the larger Visibead II Plus glass beads, resulting in agglomerated  
15 retroreflective beads for highway marking. The resulting agglomerated reflective beads had an excellent white color. Total mix time for the procedure was 270 seconds.

The resulting collection of agglomerated retroreflective beads was passed over a vibrating 6 mesh screen to remove any collections of beads of excessive size resulting from the large volume and mass of material that was processed.

20 The further resulting collection of agglomerated reflective beads was then passed over a 20 mesh screen to reclaim, for recycling, any unadhered small beads.

When measured at the conclusion of the process retroreflectivity was measured as 1800. After the agglomerated generally spherical retroreflective media were moved to a

packaging area, retroreflectivity was again measured as 1800 and, after being packaged in a bag, measured retroreflectivity was still 1700. When measured after undergoing the shake test, retroreflectivity was 1700. Only 2.0 grams of unadhered small beads passed through the 20 mesh screen after undergoing the shake test.

5

**Example 8**

In the following example all "parts" are parts by weight of the finished agglomerated retroreflective media.

Agglomerated yellow generally spherical retroreflective media for highway marking were fabricated in a process performed entirely at room temperature by initially preparing a dispersion of resin and pigment, with the dispersion comprising three and three quarter (3 ¾) pounds (0.21 parts) of white pigment, which was the preferred Tiona 696 titanium dioxide, three and three quarter (3 ¾) pounds (0.21 parts) of yellow pigment, which was the preferred Hansa yellow 2GX 70S, and seven and one half (7 ½) pounds of resin (0.42 parts), which was the preferred Desmophen NH1220 aspartic ester amine functional resin, with the resulting 14.97 pound dispersion amounting to 0.83 parts of the finished agglomerated generally spherical retroreflective media.

The process next proceeded by combining thirty-eight hundredths (0.38) pounds (0.02 parts) of water, seventy-four hundredths (0.74) pounds (0.04 parts) of the preferred amino silane and 1326 pounds (73.15 parts) of large glass beads, and mixing for between fifteen (15) and thirty (30) seconds. The large glass beads were the preferred Visibead II Plus and the silane was the preferred Silquest 1120, both as described above. The silane provided chemical adhesion for the initial set of large glass beads with subsequent reagents and the water

hydrolyzed the silane for added adhesion. After mixing, the large glass beads were essentially uniformly coated with the amino silane. Next, 2.25 lb (0.12 parts) of dry Tiona 696 titanium dioxide white pigment and 2.25 lb (0.12 parts) of Hansa yellow 2GX 70S pigment were added and mixed for 60 seconds.

5           Next, the dispersion was added and the resulting mixture blended for about sixty (60) seconds.

13.62 pounds (0.75 parts) of the preferred Desmodur N 3300 aliphatic polyisocyanate, as described above, was added together with 0.63 pounds (0.03 parts) of the preferred plasticizer, as described above, and the mixture blended for seventy-five (75) seconds.

10           1.5 pounds (0.08 parts) of the preferred second amino silane, Silquest 1170 as described above, 450 pounds (24.82 parts) of the preferred 1.9 refractive index glass beads as described above, and 0.38 pounds (0.02 parts) of water were also added to the mixture. The resulting mixture was then blended for sixty (60) seconds. After mixing, the 1.9 index refractive index glass beads had covered and adhered to the larger Visibead II Plus glass  
15 beads, resulting in agglomerated spherical retroreflective media for highway marking. The resulting agglomerated spherical retroreflective media displayed an excellent yellow color. Total mix time for the procedure was 270 seconds.

The resulting agglomerated retroreflective media were passed over a vibrating 6 mesh screen to remove any material collections of excessive size resulting from the large volume  
20 and mass of material that was processed.

The further resulting collection of agglomerated retroreflective media was then passed over a 20 mesh screen to reclaim, for recycling, any unadhered small beads.

When measured at the conclusion of the process retroreflectivity was measured as 1800. After the agglomerated generally spherical retroreflective media were moved to a packaging area, retroreflectivity was measured as 1750 and, after being packaged in a bag, measured retroreflectivity was still 1750. When measured after undergoing the shake test, retroreflectivity was 1350.

### Example 9

In the following example all "parts" are parts by weight of the finished agglomerated retroreflective media.

Agglomerated generally spherical retroreflective yellow media for highway marking were fabricated in a process performed entirely at room temperature by initially preparing a dispersion of resin and pigment, with the dispersion comprising five (5) pounds (0.21 parts) of white pigment, which was the preferred Tiona 696 titanium dioxide, five (5) pounds (0.21 parts) of yellow pigment, which was the preferred Hansa yellow 2GX 70S, and ten (10) pounds of resin (0.42 parts), which was the preferred Desmophen NH1220 aspartic ester amine functional resin, with the resulting 19.96 pound dispersion amounting to 0.83 parts of the finished agglomerated generally spherical retroreflective media.

The process next proceeded by combining over half (0.5) pounds (0.02 parts) of water, ninety-eight hundredths (0.98) pounds (0.04 parts) of the preferred amino silane and 1768 pounds (73.15 parts) of large glass beads, and mixing for between fifteen (15) and thirty (30) seconds. The large glass beads were the preferred Visibead II Plus and the silane was the preferred Silquest 1120, both as described above. The silane provided chemical adhesion for the initial set of large glass beads with subsequent reagents and the water hydrolyzed the

silane for added adhesion, as described above. After mixing, the large glass beads were essentially uniformly coated with the amino silane.

Next, 3.0 lb (0.12 parts) of dry Tiona 696 titanium dioxide white pigment and 3.0 lb (0.12 parts) of Hansa yellow 2GX 70S pigment were added and mixed for 60 seconds.

5 Next, the dispersion was added and the resulting mixture blended for about sixty (60) seconds.

18.16 pounds (0.75 parts) of the preferred Desmodur N 3300 aliphatic polyisocyanate, as described above, was added together with 0.84 pounds (0.03 parts) of the preferred plasticizer, as described above, and the mixture blended for seventy-five (75) seconds.

10 2.0 pounds (0.08 parts) of the preferred second amino silane, Silquest 1170 as described above, 600 pounds (24.82 parts) of the preferred 1.9 refractive index glass beads as described above, and 0.5 pounds (0.02 parts) of water were also added to the mixture. The resulting mixture was then blended for sixty (60) seconds. After mixing, the 1.9 index refractive index glass beads had covered and adhered to the larger Visibead II Plus glass  
15 beads, resulting in agglomerated spherical retroreflective media for highway marking. The resulting agglomerated spherical retroreflective media displayed an excellent yellow color. Total mix time for the procedure was 270 seconds.

The resulting agglomerated retroreflective media were passed over a vibrating 6 mesh screen to remove any material collections of excessive size resulting from the large volume  
20 and mass of material that was processed.

The further resulting collection of agglomerated retroreflective media was then passed over a 20 mesh screen to reclaim, for recycling, any unadhered small beads.

When measured at the conclusion of the process retroreflectivity was measured as 1800. After the agglomerated generally spherical retroreflective media were moved to a packaging area, retroreflectivity was again measured as 1800 and, after being packaged in a bag, measured retroreflectivity was 1700. When measured after undergoing the shake test, retroreflectivity was 1350. Only 4.2 grams of unadhered small beads passed through the 20 mesh screen after undergoing the shake test.

### **Field Trials**

Field trials have proven the superiority of the agglomerated generally spherical retroreflective media of the invention for highway marking.

10 An initial field trial was performed in the set-up yard of a road striping contractor in Parsippany, New Jersey. A stripe was applied to the yard asphalt at eight miles per hour. The stripe material was Epoplex LS 70 yellow liquid road striping material, available from the Epoplex Division of StonCor Group, Inc. in Maple Shade, New Jersey. A mixture of six (6) pounds of yellow agglomerated retroreflective glass media, fabricated according to Example 9  
15 above, and ten (10) pounds of standard glass beads for road marking, was applied to the top of the stripe by gravity feed. The feed vehicle moved at eight (8) miles per hour. The rate of application of the yellow agglomerated reflective glass media and of the standard glass beads was six (6) pounds of agglomerated reflective glass media per gallon of Epoplex LS70 liquid material and ten (10) pounds of standard glass beads per gallon of Epoplex LS70 liquid  
20 material. The resulting line was intense yellow, extremely bright, and retained those characteristics at night. Retroreflectivity varied from 1000 to 1300.

A second field trial was conducted in Parsippany, New Jersey, on East Halsey Road, which is an approximately one-half mile long road consisting of a base of old asphalt with

three or more existing lines on the asphalt. The existing lines were rough with some flaking having occurred. A stripe was applied to the asphalt at eight miles per hour using Epoplex LS 70 yellow liquid road striping material, available from the Epoplex Division of StonCor Group, Inc. as described above. A mixture of six pounds of yellow agglomerated

5 retroreflective glass media, fabricated according to Example 9 above, and ten pounds of standard glass beads for road marking, was applied to the stripe by gravity feed at the same rate as described above, with the vehicle moving at the same speed as described above. Cure of the material was complete in less than five (5) minutes. The resulting line was very yellow, was extremely bright, and retained those characteristics at night. Retroreflectivity ranged

10 between 800 and 1000 at the beginning of the stripe and between 900 and 1000 along the central portion of the stripe, in both directions.

In yet another field trial, conducted in Mountain Lakes, New Jersey, on Fanny Road, where the road base was newly applied one week old asphalt, the same materials as used in the Parsippany test, applied at the same rate and same speed, were used. After five (5)

15 minutes, cure of the striping material was so complete that when a car drove across the stripe, no marks resulted. The lines were bright yellow and retained that characteristic at night. Retroreflectivity was between 1000 and 1300 in both directions.

The inventive chemistry for fabricating the agglomerated reflective beads, as set forth in the preceding examples, is advantageous for a number of reasons. The coupling agents,

20 namely the silanes, react quickly with the glass and react at reasonable speed with the adhesive. The reactants all have low viscosity at room temperature and hence are easy to handle. Moreover, the reactants are compatible with pigments, both dry pigments and pigments in dispersion form.



The process aspect of the invention may be practiced in several ways. Specifically, the process of the invention may use dry pigment only, or use pigment in a dispersion with resin only, or use both dry pigment and pigment dispersed in a resin, to supply the pigment component.

5           The reactions are all performed at ambient temperatures. No heating or cooling is involved.

The reactions, when complete, are color stable and weather resistant. The agglomerated retroreflective beads do not yellow, lose their gloss or degrade as a result of exposure to the ultraviolet spectrum of sunlight or from outdoor weathering. The reactions  
10           have excellent time profile characteristics, with gelling commencing in approximately one minute and hardening very soon thereafter, allowing enough time for the agents to blend and then harden, thereby retaining the small spherical essentially clear glass beads in fixed connection with the larger central bead thereby forming the agglomerated retroreflective bead product.

15           Immediately after completion of the manufacturing process, which only takes from four to six minutes, the resulting agglomerated retroreflective beads can be handled in bulk, may be transported, may be packaged and the like. There is no waiting period required.

The reactions can be accelerated with small catalytic amounts of water and do not produce gas that could cause foaming and result in opaqueness of the finished agglomerated  
20           retroreflective bead product. The chemistry produces an agglomerated retroreflective bead having excellent physical properties including high tensile strength, toughness and high adhesive strength for adherence of the small spherical glass elements to the larger central globular glass members. Tensile strength of the adhesive has been tested to be over 4,500 psi

with an elongation of up to 30% and a tensile modulus of 80 kpsi, providing very, very high strength bonding of the smaller glass beads to the central larger bead.

A major advantage of the agglomerated generally spherical retroreflective media according to the invention is that when white pigment is used and the media are applied to a striping line, the media look white in the daytime and at night. Similarly, when the media are prepared with yellow pigment and applied to a yellow line, the yellow media looks yellow by day and at night as well. This cannot be said of many, if not most, known retroreflective glass based materials.

One practice of the process of applying the agglomerated retroreflective media for highway marking in accordance with the invention is to apply the retroreflective media using a double drop system, where either an epoxy or polyurea two-component material is mixed and applied at a thickness of approximately twenty mils whereupon the agglomerated retroreflective beads are applied at a rate of about five pounds of beads per gallon of the mixed, to-component, either epoxy or polyurea, material and then a standard bead, such as an AASHTO M-247 type 1 bead, is applied at the rate of ten or fifteen pounds per gallon of the mixed two-component epoxy or polyurea material. A preferred epoxy material for use with the agglomerated retroreflective media of the invention is Epoplex LS70, available from the Epoplex Division of StonCor Group, Inc. in Maple Shade, New Jersey. A preferred polyurea material for use with the agglomerated retroreflective media for highway marking is Epoplex LS90, also available from the Epoplex Division of StonCor Group, Inc. in Maple Shade, New Jersey.

One suitable apparatus for performing the mixing and blending functions in the fabrication of the retroreflective media according to the invention is the Whiskey Rock two

and one-half cubic foot electric mixer, the details of which are available at [whiskey-rock.com/products/CP2528](http://whiskey-rock.com/products/CP2528). This mixer is suitable for use in manufacturing small size batches of the agglomerated retroreflective media according to the invention.

An even more preferable mixer that has the capacity to manufacture larger size and  
5 production batches of the retroreflective agglomerated glass media according to the invention is the Forberg mixer, the details of which are available at [www.forbergmixer.com](http://www.forbergmixer.com). The Forberg mixer was used in connection with the procedure set forth in examples five through nine hereof.

**The Following is Claimed**

- 1) A retroreflective device securable to a highway by bonding with a viscous strip applied to the highway prior to solidifying cure of the strip, comprising:
  - a) a generally globular glass central member;
  - 5 b) a pigmented adhesive layer over the central member;
  - c) a plurality of peripheral globular glass members connected to the central member by the pigmented adhesive layer.
- 2) The device of claim 1 in which the central member is in the range of from about 14 to about 20 mesh and the peripheral members are in the range of from about 170 to 230  
10 mesh.
- 3) The device of claim 1 wherein the central member is of generally spherical configuration.
- 4) The device of claim 1 wherein the peripheral members are of generally spherical configuration.
- 5) The device of claim 3 wherein the peripheral members are of generally spherical  
15 configuration.
- 6) The device of claim 1 wherein the pigmented layer is a mixture of pigment and resin.
- 7) The device of claim 6 wherein the pigmented layer is about 40% pigment by weight.
- 8) The device of claim 1 in which the thickness of the pigmented layer is less than the diameter of the peripheral globular glass members.
- 20 9) The retroreflective device for highway marking of claim 1 wherein the globular central member has an average diameter of from about six tenths (0.6) of a millimeter to about two (2.0) millimeters; wherein the pigmented adhesive layer has a thickness of from about ten (10) to about one hundred (100) micrometers, and the peripheral globular glass

members have an average diameter of from about forty (40) to about two hundred (200) micrometers.

- 10) The device of claim 1 wherein average thickness of the pigmented adhesive layer is from about fifteen percent (15%) to about fifty percent (50%) of the average diameter of the peripheral globular glass members.
- 11) The device of claim 1 wherein the globular glass central member has an average diameter of from about eighty-five hundredths (0.85) of a millimeter to about one and four-tenths (1.4) millimeters; the pigmented adhesive layer has a thickness of from about ten (10) to about forty (40) micrometers; and the peripheral globular glass members have an average diameter of from about sixty (60) to about ninety (90) micrometers.
- 12) The device of claim 1 wherein the globular glass central member has an average diameter of about one and two-tenths (1.2) millimeters; the pigmented adhesive layer has a thickness of about fifteen (15) micrometers; and the peripheral globular glass members have an average diameter of about seventy-five (75) micrometers.
- 13) A method for fabricating agglomerated retroreflective glass media consisting of larger central globular glass members, each having a plurality of smaller globular glass members connected to the central member, for highway marking, comprising:
- a) assembling a supply of largely spherical essentially clear larger globular glass members;
  - b) adding silane and water to the supply of larger members;
  - c) blending the silane, water and larger members into a mixture;
  - d) blending pigment into the mixture;
  - e) blending resin into the mixture;

- f) blending a crosslinker into the mixture;
- g) blending a second silane into the mixture;
- h) blending the smaller glass members into the mixture until the larger globular glass members are substantially covered by the smaller members and the smaller members are secured to the larger members by a layer comprising the first silane, the pigment, the resin, the crosslinker, and the second silane.
- 5
- 14) The method of claim 13 wherein the larger globular glass member have an average diameter of from about six tenths (0.6) of a millimeter to about two (2.0) millimeters; wherein the layer has a thickness of from about ten (10) to about one hundred (100) micrometers, and the smaller glass members have an average diameter of from about forty
- 10 (40) to about two hundred (200) micrometers.
- 15) The method of claim 13 wherein average thickness of the layer is from about fifteen percent (15%) to about fifty percent (50%) of the average diameter of the smaller glass members.
- 15 16) The method of claim 13 wherein the larger globular glass members have an average diameter of from about eighty-five hundredths (0.85) of a millimeter to about one and four-tenths (1.4) millimeters; the layer has a thickness of from about ten (10) to about forty (40) micrometers; and the smaller glass members have an average diameter of from about sixty (60) to about ninety (90) micrometers.
- 20 17) The method of claim 13 wherein the larger globular glass members have an average diameter of about one and two-tenths (1.2) millimeters; the layer has a thickness of about fifteen (15) micrometers; and the smaller glass members have an average diameter of about seventy-five (75) micrometers.

- 18) A method for fabricating agglomerated retroreflective glass media having rounded glass centers and a plurality of smaller rounded glass members immovably connected to the centers, for highway marking, comprising:
- a) assembling a supply of rounded, larger essentially clear glass beads;
  - 5 b) mixing adhesive with the beads until the beads are substantially covered therewith;
  - c) mixing pigmented resin with the beads until the beads are substantially covered therewith;
  - d) blending crosslinking reagent with the until the beads are substantially covered therewith;
  - 10 e) mixing a second adhesive with the beads until the beads are substantially covered therewith;
  - f) blending the smaller rounded glass members with the larger beads until the larger beads are substantially covered with and connected to the smaller rounded glass members by a layer of material resulting from the addition of the adhesive, pigmented
  - 15 material, cross-linking agent and the second adhesive as recited above.
- 19) The method of claim 13 performed without temperature control.
- 20) The method of claim 13 performed without the addition of heat.
- 21) The method of claim 18 in which thickness of the layer of material is less than maximum cross sectional dimension of the smaller rounded glass members.
- 22) A method for fabricating agglomerated retroreflective glass media for highway marking, comprising:
- 20

- a) assembling a first supply of generally spherical essentially clear glass beads where the beads range in size between about 14 and about 20 mesh and at least about 80% of the beads are round;
- b) adding silane and water to the first beads and blending the silane, water and beads into a mixture;
- 5 c) blending preselected amounts of pigment and resin into the mixture;
- d) blending a preselected amount of aliphatic isocyanurate crosslinker into the mixture;
- e) blending a second silane into the mixture to provide adherence;
- f) blending the smaller glass beads into the mixture for sufficient time to adhere to the generally spherical glass beads;
- 10 g) blending a preselected amount of water into the mixture for sufficient time to accelerate agglomerative adhesion of the smaller glass beads to the spherical glass beads; and
- h) straining the resulting mixture to remove from the mixture agglomerated glass beads of size excessive for road marking.
- 15 23) A method for fabricating agglomerated retroreflective glass media consisting of larger central generally spherical glass members, each having a plurality of smaller generally spherical glass members connected to the central member, for providing reflected light of a preselected color when used for highway marking, comprising:
- 20 a) assembling a supply of largely spherical essentially clear larger glass members that will amount to about 1000 parts by weight;
- b) blending between zero and about two (2.0) parts by weight, relative to the largely spherical essentially clear glass members, of a first silane and between zero and about



one (1.0) part by weight, relative to the largely spherical essentially clear glass members, of water together with the supply of larger members into a mixture;

c) blending from about two (2.0) to about thirty (30.0) parts by weight of pigment, relative to the largely spherical essentially clear glass members, which pigment is  
5 chosen to produce the preselected color of reflected light, into the mixture;

d) blending from about four (4.0) to about twenty (20.0) parts by weight, relative to the largely spherical essentially clear glass members, of resin into the mixture;

e) blending between zero and about three (3.0) parts by weight, relative to the largely spherical essentially clear glass members, of plasticizer into the mixture;

10 f) blending from about six (6.0) to about thirty (30.0) parts by weight, relative to the largely spherical essentially clear glass members, of a crosslinker into the mixture;

g) blending between zero and about two (2.0) parts by weight, relative to the largely spherical essentially clear glass members, of a second silane into the mixture; and

15 h) blending from about two hundred (200) to about four hundred (400) parts by weight, relative to the largely spherical essentially clear glass members, of the smaller glass members into the mixture until the larger glass members are substantially covered by the smaller members and the smaller members are secured to the larger members by a layer comprising the first silane, the pigment, the resin, the crosslinker, and the second silane.

20 24) The method of claim 23 further comprising blending between zero and about one part by weight, relative to the largely spherical essentially clear glass members, of water into the mixture as a second addition of water prior to addition of the smaller glass members.

- 25) The method of claim 23 wherein the first silane comprises from about one half (0.5) to about one (1.0) part by weight relative to the largely spherical essentially clear glass members.
- 26) The method of claim 25 wherein the first silane comprises about one (1.0) part by weight  
5 relative to the largely spherical essentially clear glass members.
- 27) The method of claim 24 wherein the first addition of water comprises from about one tenth (0.1) to about one half (0.5) part by weight relative to the largely spherical essentially clear glass members.
- 28) The method of claim 27 wherein the first addition of water comprises about one-quarter of  
10 one part (0.25) by weight relative to the largely spherical essentially clear glass members.
- 29) The method of claim 23 wherein the pigment comprises from about five (5.0) to about fifteen (15.0) parts by weight relative to the largely spherical essentially clear glass members.
- 30) The method of claim 29 wherein the pigment comprises about ten parts (10.0) by weight  
15 relative to the largely spherical essentially clear glass members.
- 31) The method of claim 23 wherein the resin comprises from about four (4.0) to about eight (8.0) parts by weight relative to the largely spherical essentially clear glass members.
- 32) The method of claim 31 wherein the resin comprises about six parts (6.0) by weight relative to the largely spherical essentially clear glass members.
- 20 33) The method of claim 23 wherein the plasticizer comprises from about two-tenths of one part (0.2) to about two (2.0) parts by weight relative to the largely spherical essentially clear glass members.

- 34) The method of claim 33 wherein the plasticizer comprises about four tenths of one part (0.4) by weight relative to the largely spherical essentially clear glass members.
- 35) The method of claim 23 wherein the cross-linker comprises from about six (6.0) to about twelve (12.0) parts by weight relative to the largely spherical essentially clear glass members.
- 5
- 36) The method of claim 35 wherein the cross-linker comprises about nine parts (9.0) by weight relative to the largely spherical essentially clear glass members.
- 37) The method of claim 23 wherein the second silane comprises from about one half of one part (0.5) to about one (1.0) part by weight relative to the largely spherical essentially clear glass members.
- 10
- 38) The method of claim 37 wherein the second silane comprises about one part (1.0) by weight relative to the largely spherical essentially clear glass members.
- 39) The method of claim 24 wherein the second addition of water comprises from about one tenth (0.1) to about one half (0.5) part by weight relative to the largely spherical essentially clear glass members.
- 15
- 40) The method of claim 39 wherein the second addition of water comprises about one quarter of one part (0.25) by weight relative to the largely spherical essentially clear glass members.
- 41) The method of claim 23 wherein the smaller glass members comprise about three hundred (300.0) parts by weight relative to the largely spherical essentially clear glass members.
- 20
- 42) The method of claim 23 wherein the pigment is white.
- 43) The method of claim 23 wherein the pigment is a fifty-fifty blend by weight of white and yellow pigment.

44) A method for fabricating agglomerated retroreflective glass media consisting of larger central generally spherical glass members, each having a plurality of smaller generally spherical glass members connected to the central member, for providing reflected light of a preselected color when used for highway marking, comprising:

- 5 a) assembling a supply of largely spherical essentially clear larger glass members amounting to about 1000 parts by weight;
- b) blending between zero and about two (2.0) parts by weight, relative to the largely spherical essentially clear large glass members, of a first silane, and between zero and about one (1.0) part by weight, relative to the largely spherical essentially clear glass  
10 members, of water together with the supply of the larger glass members into a mixture;
- c) forming a dispersion comprising from about two (2.0) to about thirty (30.0) parts by weight of pigment chosen to produce the preselected color of reflected light, and from about four (4.0) to about twenty (20.0) parts by weight of resin, where the parts by  
15 weight are relative to largely spherical essentially clear glass members;
- d) blending the dispersion into the mixture;
- e) blending between zero and about three (3.0) parts by weight, relative to the largely spherical essentially clear glass members, of plasticizer into the mixture;
- f) blending from about six (6.0) to about thirty (30.0) parts by weight, relative to the  
20 largely spherical essentially clear glass members, of a crosslinker into the mixture;
- g) blending between zero and about two (2.0) parts by weight, relative to the largely spherical essentially clear glass members, of a second silane into the mixture; and

- h) blending from about two hundred (200) to about four hundred (400) parts by weight, relative to the largely spherical essentially clear glass members, of the smaller generally spherical glass members into the mixture until the larger glass members are substantially covered by the smaller members and the smaller members are secured to the larger members by the first silane, the pigment, the resin, the crosslinker, and the second silane.
- 5
- 45) The method of claim 44 further comprising blending between zero and about one part by weight of water, relative to the largely spherical essentially clear glass members, into the mixture as a second addition of water prior to addition of the smaller glass members.
- 10
- 46) The method of claim 44 wherein the first silane comprises from about one half (0.5) to about one (1.0) part by weight relative to the largely spherical essentially clear glass members.
- 47) The method of claim 46 wherein the first silane comprises about one (1.0) part by weight relative to the largely spherical essentially clear glass members.
- 15
- 48) The method of claim 44 wherein the first addition of water comprises from about one tenth (0.1) to about one half (0.5) part by weight relative to the largely spherical essentially clear glass members.
- 49) The method of claim 48 wherein the first addition of water comprises about one-quarter of one part (0.25) by weight relative to the largely spherical essentially clear glass members.
- 20
- 50) The method of claim 44 wherein the pigment in the dispersion comprises from about five (5.0) to about fifteen (15.0) parts by weight relative to the largely spherical essentially clear glass members.

51) The method of claim 50 wherein the pigment in the dispersion comprises about ten parts (10.0) by weight relative to the largely spherical essentially clear glass members.

52) The method of claim 50 wherein the resin in the dispersion comprises from about four (4.0) to about eight (8.0) parts by weight relative to the largely spherical essentially clear glass members.

53) The method of claim 52 wherein the resin in the dispersion comprises about six parts (6.0) by weight relative to the largely spherical essentially clear glass members.

54) The method of claim 44 wherein the plasticizer comprises from about two-tenths of one part (0.2) to about two (2.0) parts by weight relative to the largely spherical essentially clear glass members.

55) The method of claim 54 wherein the plasticizer comprises about four tenths of one part (0.4) by weight relative to the largely spherical essentially clear glass members.

56) The method of claim 44 wherein the cross-linker comprises from about six (6.0) to about twelve (12.0) parts by weight relative to the largely spherical essentially clear glass members.

57) The method of claim 54 wherein the cross-linker comprises about nine parts (9.0) by weight relative to the largely spherical essentially clear glass members.

58) The method of claim 44 wherein the second silane comprises from about one half of one part (0.5) to about one (1.0) part by weight relative to the largely spherical essentially clear glass members.

59) The method of claim 54 wherein the second silane comprises about one part (1.0) by weight relative to the largely spherical essentially clear glass members.

- 60) The method of claim 45 wherein the second addition of water comprises from about one tenth (0.1) to about one-half (0.5) part by weight relative to the largely spherical essentially clear glass members.
- 61) The method of claim 60 wherein the second addition of water comprises about one quarter  
5 of one part (0.25) by weight relative to the largely spherical essentially clear glass members.
- 62) The method of claim 44 wherein the smaller glass members comprise about three hundred (300.0) parts by weight relative to the largely spherical essentially clear glass members.
- 63) The method of claim 45 wherein the pigment is white.
- 10 64) The method of claim 45 wherein the pigment is a fifty-fifty blend by weight of white and yellow pigments.
- 65) A pavement for vehicular travel and storage thereon, having enhanced visibility, comprising:
- 15 a) a load supporting layer selected from the group comprising concrete, asphalt and aggregates;
- b) a curable viscous material applied to an upper surface of the load supporting layer;
- c) a plurality of retroreflective elements having their lower portions embeddedly retained in the material, with their upper portions protruding above the surface of the material, each retroreflective element having a generally globular glass central member, a  
20 pigmented adhesive layer over the central member and a plurality of peripheral smaller globular glass members connected to the central member by the pigmented adhesive layer.

66) A method for enhancing visibility of boundaries, lane lines and the like on pavement comprising:

- 5 a) applying a curable viscous material to a selected pavement portion, such as a boundary, lane line, and the like, for which visibility is to be enhanced, in a thickness to embeddedly retain lower portions of generally globular retroreflective elements comprising generally globular glass central members, pigmented adhesive layers over the central members, and a plurality of peripheral globular glass members connected to the central members by the pigmented adhesive layers, such that upper portions of the globular retroreflective elements protrude above the material;
- 10 b) applying the globular retroreflective elements to the material to an extent that the elements embed themselves sufficiently to be retained by the material when the material has cured;
- c) permitting the material to cure thereby retaining the embedded globular retroreflective elements therein.

15 67) The method of claim 13 in which the adding and blending steps are performed in fewer than six minutes.

68) The method of claim 13 in which the adding and blending steps are performed in fewer than five minutes.

20 69) The method of claim 18 in which the mixing and blending steps are performed in fewer than six minutes.

70) The method of claim 18 in which the mixing and blending steps are performed in fewer than five minutes.



71) The method of claim 22 in which the blending steps are performed in fewer than six minutes.

72) The method of claim 23 in which the blending steps are performed in fewer than six minutes.

5 73) The method of claim 66 performed in fewer than 6 minutes.

74) The method of claim 66 performed in fewer than 7 minutes.

**AMENDED CLAIMS**

received by the International Bureau on 18 March 2008 (18.03.2008)

- 1) A retroreflective device securable to a highway by bonding with a viscous strip applied to the highway prior to solidifying cure of the strip, comprising:
  - a) a generally globular glass central member;
  - b) a pigmented polyurea-based adhesive layer over the central member;
  - c) a plurality of peripheral globular glass members connected to the central member by the pigmented poly-urea based adhesive layer.
- 2) The device of claim 1 in which the central member is in the range of from about 14 to about 20 mesh and the peripheral members are in the range of from about 170 to 230 mesh.
- 3) The device of claim 1 wherein the central member is of generally spherical configuration.
- 4) The device of claim 1 wherein the peripheral members are of generally spherical configuration.
- 5) The device of claim 3 wherein the peripheral members are of generally spherical configuration.
- 6) The device of claim 1 wherein the pigmented poly-urea based layer is a mixture of pigment and resin.
- 7) The device of claim 6 wherein the pigmented polyurea-based layer is about 40% pigment by weight.
- 8) The device of claim 1 in which the thickness of the pigmented polyurea-based layer is less than the diameter of the peripheral globular glass members.
- 9) The retroreflective device for highway marking of claim 1 wherein the globular central member has an average diameter of from about six tenths (0.6) of a millimeter to about two (2.0) millimeters; wherein the pigmented polyurea-based adhesive layer has a thickness of

from about ten (10) to about one hundred (100) micrometers, and the peripheral globular glass members have an average diameter of from about forty (40) to about two hundred (200) micrometers.

- 10) The device of claim 1 wherein average thickness of the pigmented polyurea-based adhesive layer is from about fifteen percent (15%) to about fifty percent (50%) of the average diameter of the peripheral globular glass members.
- 11) The device of claim 1 wherein the globular glass central member has an average diameter of from about eighty-five hundredths (0.85) of a millimeter to about one and four-tenths (1.4) millimeters; the pigmented polyurea-based adhesive layer has a thickness of from about ten (10) to about forty (40) micrometers; and the peripheral globular glass members have an average diameter of from about sixty (60) to about ninety (90) micrometers.
- 12) The device of claim 1 wherein the globular glass central member has an average diameter of about one and two-tenths (1.2) millimeters; the pigmented polyurea-based adhesive layer has a thickness of about fifteen (15) micrometers; and the peripheral globular glass members have an average diameter of about seventy-five (75) micrometers.
- 13) A method for fabricating agglomerated retroreflective glass media consisting of larger central globular glass members, each having a plurality of smaller globular glass members connected to the central member, for highway marking, comprising:
  - a) assembling a supply of largely spherical essentially clear larger globular glass members;
  - b) adding silane and water to the supply of larger members;
  - c) blending the silane, water and larger members into a mixture;
  - d) blending pigment into the mixture;
  - e) blending resin into the mixture;

- f) blending a crosslinker into the mixture;
  - g) blending a second silane into the mixture;
  - h) blending the smaller glass members into the mixture until the larger globular glass members are substantially covered by the smaller members and the smaller members are secured to the larger members by a polyurea-based layer comprising the silane, the pigment, the resin, the crosslinker, and the second silane.
- 14) The method of claim 13 wherein the larger globular glass member have an average diameter of from about six tenths (0.6) of a millimeter to about two (2.0) millimeters; wherein the polyurea-based layer has a thickness of from about ten (10) to about one hundred (100) micrometers, and the smaller glass members have an average diameter of from about forty (40) to about two hundred (200) micrometers.
- 15) The method of claim 13 wherein average thickness of the polyurea-based layer is from about fifteen percent (15%) to about fifty percent (50%) of the average diameter of the smaller glass members.
- 16) The method of claim 13 wherein the larger globular glass members have an average diameter of from about eighty-five hundredths (0.85) of a millimeter to about one and four-tenths (1.4) millimeters; the polyurea-based layer has a thickness of from about ten (10) to about forty (40) micrometers; and the smaller glass members have an average diameter of from about sixty (60) to about ninety (90) micrometers.
- 17) The method of claim 13 wherein the larger globular glass members have an average diameter of about one and two-tenths (1.2) millimeters; the polyurea-based layer has a thickness of about fifteen (15) micrometers; and the smaller glass members have an average diameter of about seventy-five (75) micrometers.

- 18) A method for fabricating agglomerated retroreflective glass media having rounded glass centers and a plurality of smaller rounded glass members immovably connected to the centers, for highway marking, comprising:
- a) assembling a supply of rounded, larger essentially clear glass beads;
  - b) mixing adhesive with the beads until the beads are substantially covered therewith;
  - c) mixing pigmented resin with the beads until the beads are substantially covered therewith;
  - d) blending crosslinking reagent with the until the beads are substantially covered therewith;
  - e) mixing a second adhesive with the beads until the beads are substantially covered therewith;
  - f) blending the smaller rounded glass members with the larger beads until the larger beads are substantially covered with and connected to the smaller rounded glass members by a polyurea-based layer of material comprising the pigmented resin, the crosslinking reagent, the adhesive and the second adhesive.
- 19) The method of claim 13 performed without temperature control.
- 20) The method of claim 13 performed without the addition of heat.
- 21) The method of claim 18 in which thickness of the polyurea-based layer of material is less than maximum cross sectional dimension of the smaller rounded glass members.
- 22) A method for fabricating agglomerated retroreflective glass media for highway marking, comprising:
- a) assembling a first supply of generally spherical essentially clear glass beads where the beads range in size between about 14 and about 20 mesh and at least about 80% of the beads are round;

- b) adding silane and water to the first beads and blending the silane, water and beads into a mixture;
  - c) blending preselected amounts of pigment and resin into the mixture;
  - d) blending a preselected amount of aliphatic isocyanurate crosslinker into the mixture;
  - e) blending a second silane into the mixture to provide adherence;
  - f) blending the smaller glass beads into the mixture for sufficient time to adhere to the generally spherical glass beads;
  - g) blending a preselected amount of water into the mixture for sufficient time to accelerate agglomerative adhesion of the smaller glass beads to the spherical glass beads wherein the water accelerates polymerization of the aliphatic isocyanurate crosslinker, resin, silane and second silane into a polyurea-based adhesion layer; and
  - h) straining the resulting mixture to remove from the mixture agglomerated glass beads of size excessive for road marking.
- 23) A method for fabricating agglomerated retroreflective glass media consisting of larger central generally spherical glass members, each having a plurality of smaller generally spherical glass members connected to the central member, for providing reflected light of a preselected color when used for highway marking, comprising:
- a) assembling a supply of largely spherical essentially clear larger glass members that will amount to about 1000 parts by weight;
  - b) blending between zero and about two (2.0) parts by weight, relative to the largely spherical essentially clear glass members, of a first silane and between zero and about one (1.0) part by weight, relative to the largely spherical essentially clear glass members, of water together with the supply of larger members into a mixture;

- c) blending from about two (2.0) to about thirty (30.0) parts by weight of pigment, relative to the largely spherical essentially clear glass members, which pigment is chosen to produce the preselected color of reflected light, into the mixture;
  - d) blending from about four (4.0) to about twenty (20.0) parts by weight, relative to the largely spherical essentially clear glass members, of resin into the mixture;
  - e) blending between zero and about three (3.0) parts by weight, relative to the largely spherical essentially clear glass members, of plasticizer into the mixture;
  - f) blending from about six (6.0) to about thirty (30.0) parts by weight, relative to the largely spherical essentially clear glass members, of a crosslinker into the mixture;
  - g) blending between zero and about two (2.0) parts by weight, relative to the largely spherical essentially clear glass members, of a second silane into the mixture; and
  - h) blending from about two hundred (200) to about four hundred (400) parts by weight, relative to the largely spherical essentially clear glass members, of the smaller glass members into the mixture until the larger glass members are substantially covered by the smaller members and the smaller members are secured to the larger members by a polyurea-based layer comprising the first silane, the pigment, the resin, the crosslinker, and the second silane.
- 24) The method of claim 23 further comprising blending between zero and about one part by weight, relative to the largely spherical essentially clear glass members, of water into the mixture as a second addition of water prior to addition of the smaller glass members.
- 25) The method of claim 23 wherein the first silane comprises from about one half (0.5) to about one (1.0) part by weight relative to the largely spherical essentially clear glass members.

- 26) The method of claim 25 wherein the first silane comprises about one (1.0) part by weight relative to the largely spherical essentially clear glass members.
- 27) The method of claim 24 wherein the first addition of water comprises from about one tenth (0.1) to about one half (0.5) part by weight relative to the largely spherical essentially clear glass members.
- 28) The method of claim 27 wherein the first addition of water comprises about one-quarter of one part (0.25) by weight relative to the largely spherical essentially clear glass members.
- 29) The method of claim 23 wherein the pigment comprises from about five (5.0) to about fifteen (15.0) parts by weight relative to the largely spherical essentially clear glass members.
- 30) The method of claim 29 wherein the pigment comprises about ten parts (10.0) by weight relative to the largely spherical essentially clear glass members.
- 31) The method of claim 23 wherein the resin comprises from about four (4.0) to about eight (8.0) parts by weight relative to the largely spherical essentially clear glass members.
- 32) The method of claim 31 wherein the resin comprises about six parts (6.0) by weight relative to the largely spherical essentially clear glass members.
- 33) The method of claim 23 wherein the plasticizer comprises from about two-tenths of one part (0.2) to about two (2.0) parts by weight relative to the largely spherical essentially clear glass members.
- 34) The method of claim 33 wherein the plasticizer comprises about four tenths of one part (0.4) by weight relative to the largely spherical essentially clear glass members.
- 35) The method of claim 23 wherein the cross-linker comprises from about six (6.0) to about twelve (12.0) parts by weight relative to the largely spherical essentially clear glass members.



- 36) The method of claim 35 wherein the cross-linker comprises about nine parts (9.0) by weight relative to the largely spherical essentially clear glass members.
- 37) The method of claim 23 wherein the second silane comprises from about one half of one part (0.5) to about one (1.0) part by weight relative to the largely spherical essentially clear glass members.
- 38) The method of claim 37 wherein the second silane comprises about one part (1.0) by weight relative to the largely spherical essentially clear glass members.
- 39) The method of claim 24 wherein the second addition of water comprises from about one tenth (0.1) to about one half (0.5) part by weight relative to the largely spherical essentially clear glass members.
- 40) The method of claim 39 wherein the second addition of water comprises about one quarter of one part (0.25) by weight relative to the largely spherical essentially clear glass members.
- 41) The method of claim 23 wherein the smaller glass members comprise about three hundred (300.0) parts by weight relative to the largely spherical essentially clear glass members.
- 42) The method of claim 23 wherein the pigment is white.
- 43) The method of claim 23 wherein the pigment is a fifty-fifty blend by weight of white and yellow pigment.
- 44) A method for fabricating agglomerated retroreflective glass media consisting of larger central generally spherical glass members, each having a plurality of smaller generally spherical glass members connected to the central member, for providing reflected light of a preselected color when used for highway marking, comprising:
- a) assembling a supply of largely spherical essentially clear larger glass members amounting to about 1000 parts by weight;

- b) blending between zero and about two (2.0) parts by weight, relative to the largely spherical essentially clear large glass members, of a first silane, and between zero and about one (1.0) part by weight, relative to the largely spherical essentially clear glass members, of water together with the supply of the larger glass members into a mixture;
- c) forming a dispersion comprising from about two (2.0) to about thirty (30.0) parts by weight of pigment chosen to produce the preselected color of reflected light, and from about four (4.0) to about twenty (20.0) parts by weight of resin, where the parts by weight are relative to largely spherical essentially clear glass members;
- d) blending the dispersion into the mixture;
- e) blending between zero and about three (3.0) parts by weight, relative to the largely spherical essentially clear glass members, of plasticizer into the mixture;
- f) blending from about six (6.0) to about thirty (30.0) parts by weight, relative to the largely spherical essentially clear glass members, of a crosslinker into the mixture;
- g) blending between zero and about two (2.0) parts by weight, relative to the largely spherical essentially clear glass members, of a second silane into the mixture; and
- h) blending from about two hundred (200) to about four hundred (400) parts by weight, relative to the largely spherical essentially clear glass members, of the smaller generally spherical glass members into the mixture until the larger glass members are substantially covered by the smaller members and the smaller members are secured to the larger members by a polyurea-based layer comprised of the first silane, the resin, the crosslinker, and the second silane.

- 45) The method of claim 44 further comprising blending between zero and about one part by weight of water, relative to the largely spherical essentially clear glass members, into the mixture as a second addition of water prior to addition of the smaller glass members.
- 46) The method of claim 44 wherein the first silane comprises from about one half (0.5) to about one (1.0) part by weight relative to the largely spherical essentially clear glass members.
- 47) The method of claim 46 wherein the first silane comprises about one (1.0) part by weight relative to the largely spherical essentially clear glass members.
- 48) The method of claim 44 wherein the first addition of water comprises from about one tenth (0.1) to about one half (0.5) part by weight relative to the largely spherical essentially clear glass members.
- 49) The method of claim 48 wherein the first addition of water comprises about one-quarter of one part (0.25) by weight relative to the largely spherical essentially clear glass members.
- 50) The method of claim 44 wherein the pigment in the dispersion comprises from about five (5.0) to about fifteen (15.0) parts by weight relative to the largely spherical essentially clear glass members.
- 51) The method of claim 50 wherein the pigment in the dispersion comprises about ten parts (10.0) by weight relative to the largely spherical essentially clear glass members.
- 52) The method of claim 50 wherein the resin in the dispersion comprises from about four (4.0) to about eight (8.0) parts by weight relative to the largely spherical essentially clear glass members.
- 53) The method of claim 52 wherein the resin in the dispersion comprises about six parts (6.0) by weight relative to the largely spherical essentially clear glass members.

- 54) The method of claim 44 wherein the plasticizer comprises from about two-tenths of one part (0.2) to about two (2.0) parts by weight relative to the largely spherical essentially clear glass members.
- 55) The method of claim 54 wherein the plasticizer comprises about four tenths of one part (0.4) by weight relative to the largely spherical essentially clear glass members.
- 56) The method of claim 44 wherein the cross-linker comprises from about six (6.0) to about twelve (12.0) parts by weight relative to the largely spherical essentially clear glass members.
- 57) The method of claim 54 wherein the cross-linker comprises about nine parts (9.0) by weight relative to the largely spherical essentially clear glass members.
- 58) The method of claim 44 wherein the second silane comprises from about one half of one part (0.5) to about one (1.0) part by weight relative to the largely spherical essentially clear glass members.
- 59) The method of claim 54 wherein the second silane comprises about one part (1.0) by weight relative to the largely spherical essentially clear glass members.
- 60) The method of claim 45 wherein the second addition of water comprises from about one tenth (0.1) to about one-half (0.5) part by weight relative to the largely spherical essentially clear glass members.
- 61) The method of claim 60 wherein the second addition of water comprises about one quarter of one part (0.25) by weight relative to the largely spherical essentially clear glass members.
- 62) The method of claim 44 wherein the smaller glass members comprise about three hundred (300.0) parts by weight relative to the largely spherical essentially clear glass members.
- 63) The method of claim 45 wherein the pigment is white.

- 64) The method of claim 45 wherein the pigment is a fifty-fifty blend by weight of white and yellow pigments.
- 65) A pavement for vehicular travel and storage thereon, having enhanced visibility, comprising:
- a) a load supporting layer selected from the group comprising concrete, asphalt and aggregates;
  - b) a curable viscous material applied to an upper surface of the load supporting layer;
  - c) a plurality of retroreflective elements having their lower portions embeddedly retained in the material, with their upper portions protruding above the surface of the material, each retroreflective element having a generally globular glass central member, a pigmented polyurea-based adhesive layer over the central member and a plurality of peripheral smaller globular glass members connected to the central member by the pigmented adhesive layer.
- 66) A method for enhancing visibility of boundaries, lane lines and the like on pavement comprising:
- a) applying a curable viscous material to a selected pavement portion, such as a boundary, lane line, and the like, for which visibility is to be enhanced, in a thickness to embeddedly retain lower portions of generally globular retroreflective elements comprising generally globular glass central members, pigmented polyurea-based adhesive layers over the central members, and a plurality of peripheral globular glass members connected to the central members by the pigmented adhesive layers, such that upper portions of the globular retroreflective elements protrude above the material;

- b) applying the globular retroreflective elements to the material to an extent that the elements embed themselves sufficiently to be retained by the material when the material has cured;
  - c) permitting the material to cure thereby retaining the embedded globular retroreflective elements therein.
- 67) The method of claim 13 in which the adding and blending steps are performed in fewer than six minutes.
- 68) The method of claim 13 in which the adding and blending steps are performed in fewer than five minutes.
- 69) The method of claim 18 in which the mixing and blending steps are performed in fewer than six minutes.
- 70) The method of claim 18 in which the mixing and blending steps are performed in fewer than five minutes.
- 71) The method of claim 22 in which the blending steps are performed in fewer than six minutes.
- 72) The method of claim 23 in which the blending steps are performed in fewer than six minutes.
- 73) The method of claim 66 performed in fewer than 6 minutes.
- 74) The method of claim 66 performed in fewer than 7 minutes.

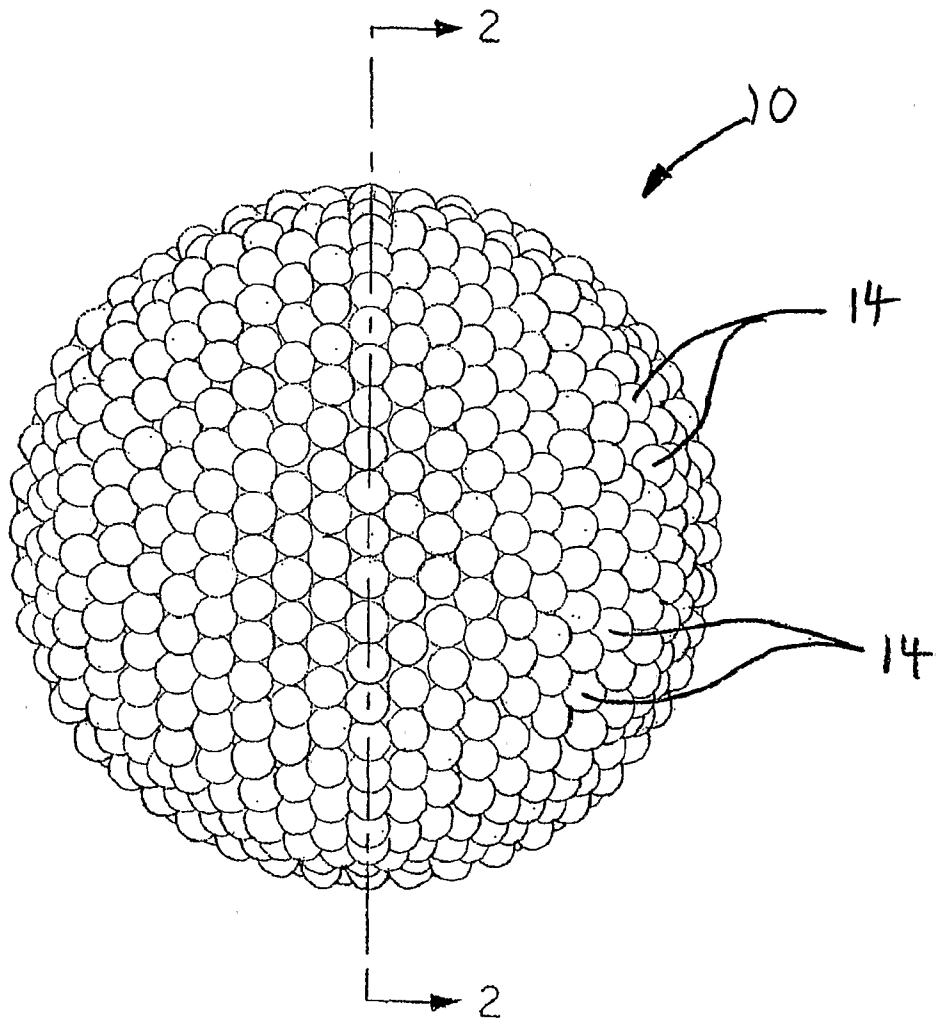


FIG. 1

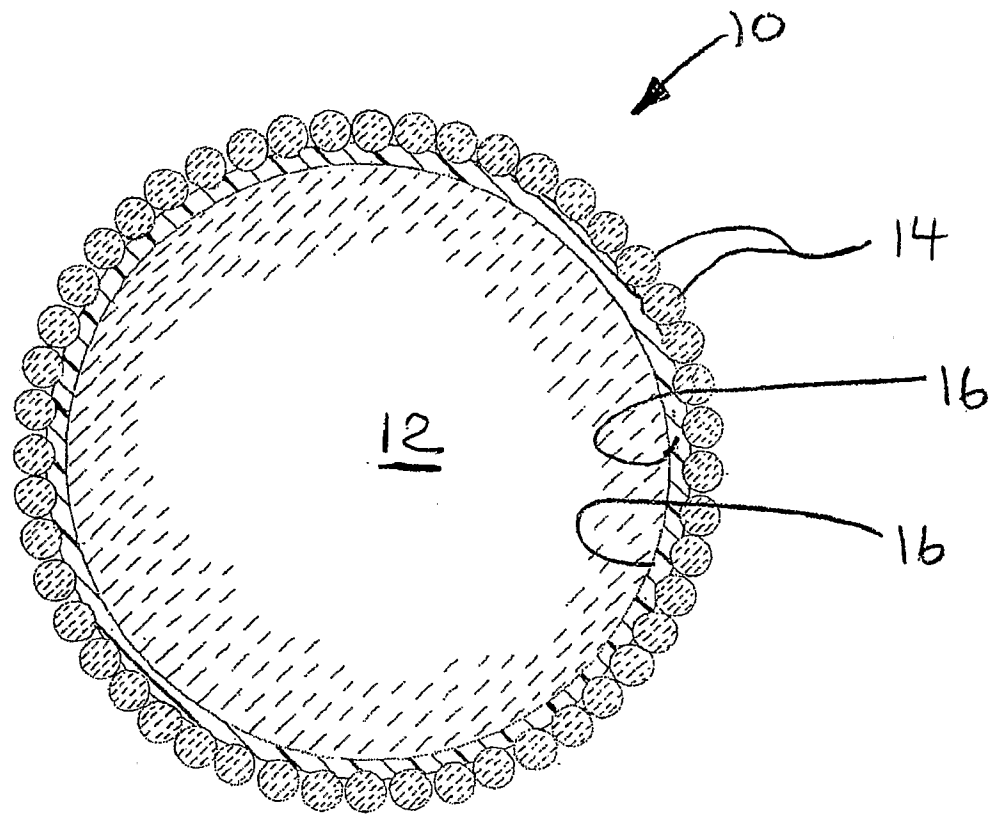


FIG. 2



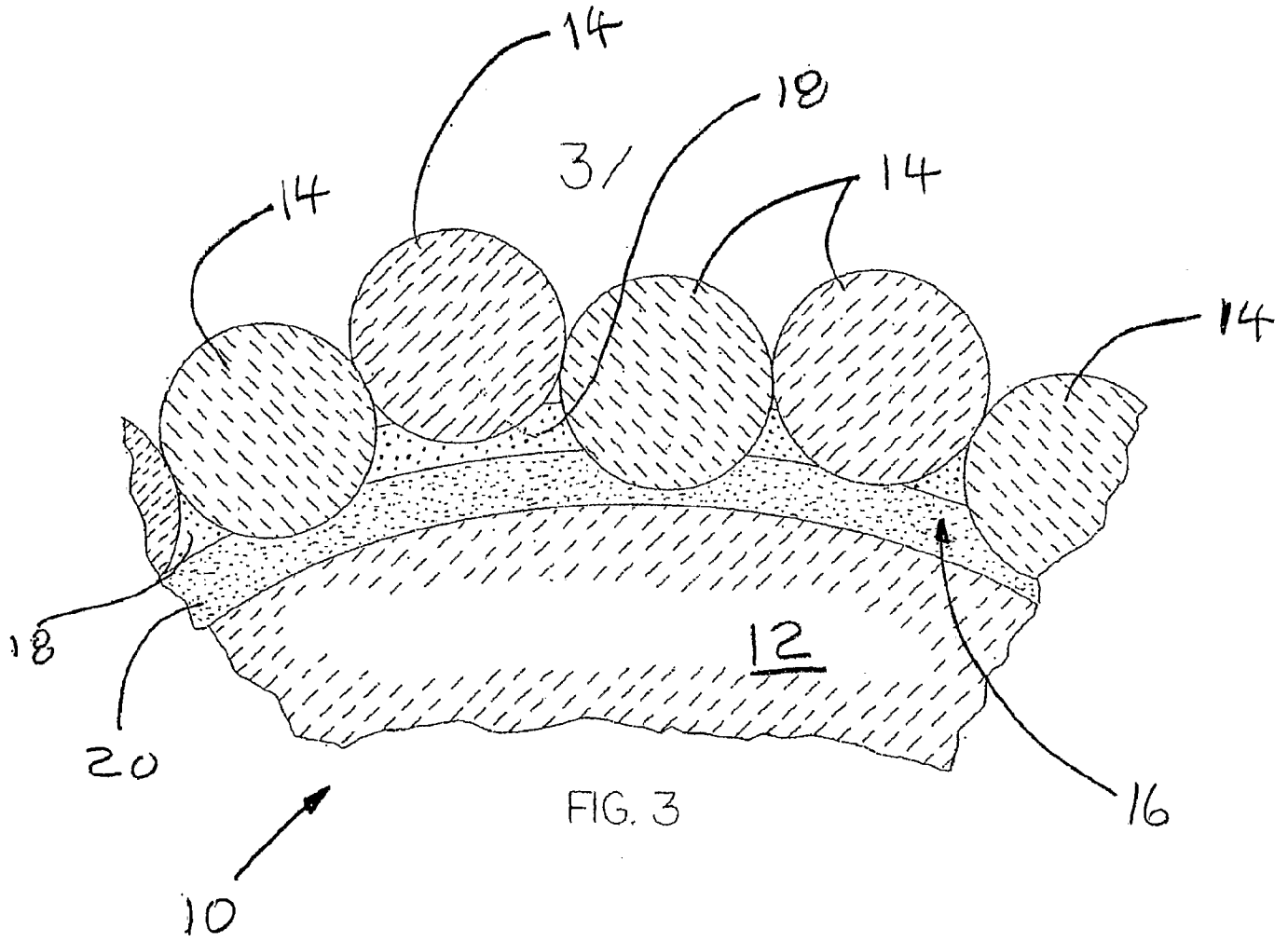


FIG. 3

**INTERNATIONAL SEARCH REPORT**

International application No  
PCT/US2007/018878

**A. CLASSIFICATION OF SUBJECT MATTER**  
INV. E01F9/04

According to International Patent Classification (IPC) or to both national classification and IPC

**B. FIELDS SEARCHED**

Minimum documentation searched (classification system followed by classification symbols)  
E01F B29D G02B

Documentation searched other than minimum documentation to the extent that such documents are included in the fields searched

Electronic data base consulted during the international search (name of data base and, where practical, search terms used)

EPO-Internal

**C. DOCUMENTS CONSIDERED TO BE RELEVANT**

Category*	Citation of document, with indication, where appropriate, of the relevant passages	Relevant to claim No.
X	US 3 175 935 A (VANSTRUM ROBERT C) 30 March 1965 (1965-03-30) figures column 1, lines 44-51, 58-62, 68 column 2, lines 47-56 column 5, lines 66-70 column 7, lines 13-22	1-74
A	US 3 486 952 A (VANSTRUM ROBERT C ET AL) 30 December 1969 (1969-12-30) figures column 1, lines 32-41 column 2, lines 31-51 column 3, line 73 - column 4, line 5 ----- -/--	1-74

Further documents are listed in the continuation of Box C.

See patent family annex.

\* Special categories of cited documents :

- \*A\* document defining the general state of the art which is not considered to be of particular relevance
- \*E\* earlier document but published on or after the international filing date
- \*L\* document which may throw doubts on priority claim(s) or which is cited to establish the publication date of another citation or other special reason (as specified)
- \*O\* document referring to an oral disclosure, use, exhibition or other means
- \*P\* document published prior to the international filing date but later than the priority date claimed

- \*T\* later document published after the international filing date or priority date and not in conflict with the application but cited to understand the principle or theory underlying the invention
- \*X\* document of particular relevance; the claimed invention cannot be considered novel or cannot be considered to involve an inventive step when the document is taken alone
- \*Y\* document of particular relevance; the claimed invention cannot be considered to involve an inventive step when the document is combined with one or more other such documents, such combination being obvious to a person skilled in the art.
- \* & \* document member of the same patent family

Date of the actual completion of the international search

Date of mailing of the international search report

8 January 2008

17/01/2008

Name and mailing address of the ISA/  
European Patent Office, P.B. 5818 Patentlaan 2  
NL - 2280 HV Rijswijk  
Tel. (+31-70) 340-2040, Tx. 31 651 epo nl,  
Fax: (+31-70) 340-3016

Authorized officer

Tran, Kim-Lien

INTERNATIONAL SEARCH REPORT

International application No  
PCT/US2007/018878

C(Continuation). DOCUMENTS CONSIDERED TO BE RELEVANT		
Category*	Citation of document, with indication, where appropriate, of the relevant passages	Relevant to claim No.
A	US 5 897 914 A (DEPRIEST DENNIS K [US]) 27 April 1999 (1999-04-27) figures 1,2,7 column 2, lines 1-24 column 5, lines 53-59 column 10, lines 46-55	1-74
A	US 3 254 563 A (DE VRIES EDUARD R ET AL) 7 June 1966 (1966-06-07) figures 1-5	1

# INTERNATIONAL SEARCH REPORT

Information on patent family members

International application No

PCT/US2007/018878

Patent document cited in search report		Publication date	Patent family member(s)	Publication date
US 3175935	A	30-03-1965	CH 449688 A	15-01-1968
			GB 1000184 A	04-08-1965
			SE 315837 B	06-10-1969
US 3486952	A	30-12-1969	DE 1496567 A1	03-07-1969
			GB 1037265 A	27-07-1966
			US 3274888 A	27-09-1966
US 5897914	A	27-04-1999	NONE	
US 3254563	A	07-06-1966	NONE	