

(12) STANDARD PATENT
(19) AUSTRALIAN PATENT OFFICE

(11) Application No. **AU 2016356234 B2**

(54) Title
TABLE GAME MANAGEMENT SYSTEM AND GAME TOKEN

(51) International Patent Classification(s)
A63F 1/06 (2006.01) **A63F 3/00** (2006.01)
A44C 21/00 (2006.01) **G07F 17/32** (2006.01)

(21) Application No: **2016356234** (22) Date of Filing: **2016.11.17**

(87) WIPO No: **WO17/086413**

(30) Priority Data

(31) Number	(32) Date	(33) Country
2015-240631	2015.11.19	JP

(43) Publication Date: **2017.05.26**

(44) Accepted Journal Date: **2018.08.09**

(71) Applicant(s)
Angel Playing Cards Co., Ltd.

(72) Inventor(s)
Shigeta, Yasushi

(74) Agent / Attorney
Pizzeys Patent and Trade Mark Attorneys Pty Ltd, PO Box 291, WODEN, ACT, 2606, AU

(56) Related Art
JP 6-134140 A

(12) 特許協力条約に基づいて公開された国際出願

(19) 世界知的所有権機関
国際事務局

(43) 国際公開日
2017年5月26日(26.05.2017)

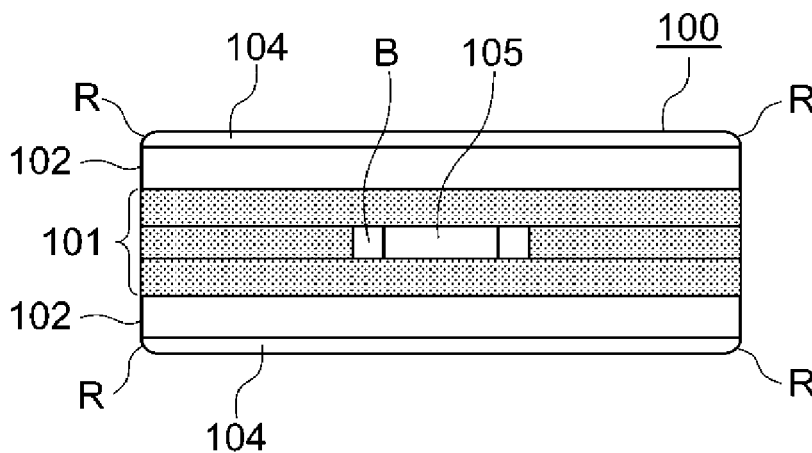


(10) 国際公開番号
WO 2017/086413 A1

- (51) 国際特許分類:
A63F 1/06 (2006.01) A63F 3/00 (2006.01)
A44C 21/00 (2006.01) G07F 17/32 (2006.01)
 - (21) 国際出願番号: PCT/JP2016/084180
 - (22) 国際出願日: 2016年11月17日(17.11.2016)
 - (25) 国際出願の言語: 日本語
 - (26) 国際公開の言語: 日本語
 - (30) 優先権データ:
特願 2015-240631 2015年11月19日(19.11.2015) JP
 - (71) 出願人: エンゼルプレイングカード株式会社
(ANGEL PLAYING CARDS CO., LTD.) [JP/JP]; 〒5270232 滋賀県東近江市青野町4600番地 Shiga (JP).
 - (72) 発明者: 重田 泰 (SHIGETA, Yasushi); 〒5270232 滋賀県東近江市青野町4600番地 エンゼルプレイングカード株式会社内 Shiga (JP).
 - (74) 代理人: 加藤 真司, 外 (KATO, Shinji et al.); 〒1500021 東京都渋谷区恵比寿西1-5-8 D I S 恵比寿ビル6階 K S I パートナーズ法律特許事務所 Tokyo (JP).
 - (81) 指定国 (表示のない限り、全ての種類の国内保護が可能): AE, AG, AL, AM, AO, AT, AU, AZ, BA, BB, BG, BH, BN, BR, BW, BY, BZ, CA, CH, CL, CN, CO, CR, CU, CZ, DE, DJ, DK, DM, DO, DZ, EC, EE, EG, ES, FI, GB, GD, GE, GH, GM, GT, HN, HR, HU, ID, IL, IN, IR, IS, KE, KG, KN, KP, KR, KW, KZ, LA, LC, LK, LR, LS, LU, LY, MA, MD, ME, MG, MK, MN, MW, MX, MY, MZ, NA, NG, NI, NO, NZ, OM, PA, PE, PG, PH, PL, PT, QA, RO, RS, RU, RW, SA, SC, SD, SE, SG, SK, SL, SM, ST, SV, SY, TH, TJ, TM, TN, TR, TT, TZ, UA, UG, US, UZ, VC, VN, ZA, ZM, ZW.
 - (84) 指定国 (表示のない限り、全ての種類の広域保護が可能): ARIPO (BW, GH, GM, KE, LR, LS, MW, MZ, NA, RW, SD, SL, ST, SZ, TZ, UG, ZM, ZW), ユーラシア (AM, AZ, BY, KG, KZ, RU, TJ, TM), ヨーロッパ (AL, AT, BE, BG, CH, CY, CZ, DE, DK, EE, ES, FI, FR, GB, GR, HR, HU, IE, IS, IT, LT, LU, LV, MC, MK, MT, NL, NO, PL, PT, RO, RS, SE, SI, SK, SM, TR), OAPI (BF, BJ, CF, CG, CI, CM, GA, GN, GQ, GW, KM, ML, MR, NE, SN, TD, TG).
- 添付公開書類:
— 国際調査報告 (条約第 21 条(3))

(54) Title: MANAGEMENT SYSTEM FOR TABLE GAMES AND SUBSTITUTE CURRENCY FOR GAMING

(54) 発明の名称: テーブルゲームの管理システムおよび遊技用代用貨幣



(57) Abstract: The present invention addresses the issue of image analysis technology being unable to determine whether or not a dealer has accurately performed redemption, during redemption of substitute currency for gaming (chips) corresponding to wagered chips, and the issue of being unable to sufficiently prevent mistakes, as a result of the design of the chips on a gaming table being complicated. This detection system comprises a control device (9) that detects unfair practices at a gaming table (1), using image analysis results from an image analysis device (6). A substitute currency for gaming, used in this detection system, has a multi-layer structure having laminated therein a plurality of different colored plastic layers, comprising a colored layer (101) in at least the middle thereof, and having laminated therein, on both sides of the middle colored layer (101), a white layer (102) or a light-color layer (not shown in the drawing but can be a layer of any color lighter than the colored layer (101)). In this way, the substitute currency for gaming has a multi-layer structure comprising a colored layer (101) and has laminated on both sides of this middle colored layer (101) a white layer (102) or a light-color layer (not shown in the drawing but can be a layer of any color lighter than the colored layer (101)).

(57) 要約:

[続葉有]



WO 2017/086413 A1



遊技テーブルにおける遊技用代用貨幣（チップ）の柄が複雑であるために、賭けられたチップに対応したチップを償還時にディーラが正確に償還したか否かが、画像解析技術では判定できず、ミスの防止が十分でないという課題が存在した。本発明の検知システムでは、画像分析装置（６）による画像分析結果を用いて遊技テーブル（１）で行われる不正行を検知する制御装置（９）を備え、さらに本検知システムに使用する遊技用代用貨幣は、複数の色の異なるプラスチックの層が積層され、少なくとも中間に着色層（１０１）を備え、この中間の着色層（１０１）の両側に白色層（１０２）もしくは薄色層（図示しないが着色層（１０１）より色の薄い層であればよい）を積層した多層構造となっている。このように着色層（１０１）を備え、この中間の着色層（１０１）の両側に白色層（１０２）もしくは薄色層（図示しないが着色層（１０１）より色の薄い層であればよい）を積層した多層構造を有する。

DESCRIPTION

TABLE GAME MANAGEMENT SYSTEM AND GAME TOKEN

Technical Field

[0001]

The present invention relates to a table game management system in a game hall.

Background Art

[0002]

In game halls such as casinos, various attempts have been made to prevent dealers from mishandling game tokens (chips). Game halls are equipped with surveillance cameras for monitoring the mishandling of chips by dealers to, for example, determine mishandling and fraud in collecting game tokens and distributing game tokens as a reward contradicting win-loss results on the basis of images obtained from the surveillance cameras, thereby preventing mishandling and fraud.

[0003]

On the other hand, there has been proposed a technique of grasping the number and total amount of bet game tokens by attaching an IC tag to each game token to grasp the amount of the game token.

[0004]

The card game monitoring system disclosed in Patent

Literature 1 is designed to determine whether the game tokens placed on a game table have been collected or distributed as a reward according to win-loss results, by image analysis of the movements of the game tokens, thereby monitoring the mishandling of chips by the dealer.

Citation List

Patent Literature

[0005]

Patent Literature 1: WO 2015/107902

Summary of Invention

Technical Problem

[0006]

In a game hall such as a casino, game tokens are stacked so high on a game table that the IC tag reader provided below the game table cannot correctly read the total amount of the tokens. Increasing the sensitivity of the reader will add together the amounts of game tokens placed at different positions (a win or loss depends on each position), thus leading to a failure to grasp the total amount of game tokens at each position. In addition, conventionally, as illustrated in Fig. 2, a game token (chip) T has a complex design. Stacking a large number of such chips makes it impossible to correctly grasp the

number of stacked chips with a camera.

[0007]

Furthermore, fraud on a game table is so sophisticated that it is not possible to find, for example, fraud made in a sophisticated way of betting by, for example, simply detecting that the amount won on a certain game table is large with a camera, thus posing a new problem.

[0008]

Moreover, a dealer needs to collect game tokens and distribute game tokens as a reward placed on a game table according to win-loss results. Assume that this operation is determined by image analysis. In this case, because each game token (chip) has a complex design, it is not possible with any existing practical image analysis technique to determine whether the dealer has performed correct distribution for a reward when distributing chips as a reward corresponding to bet chips, thus resulting in the problem of insufficient prevention of mishandling.

Solution to Problem

[0009]

In order to solve the various problems described above, a table game management system according to the present invention includes a card distributor that

determines and displays a win-loss result on each game on a game table, a measurement device that measures types and number of game tokens placed on the game table, and a management control device that identifies and stores positions, types, and number of game tokens placed on the game table by a game participant by using a measurement result obtained by the measurement device in each game, wherein the game token has a multi-layer structure having plastic layers with a plurality of different colors stacked on each other, with a colored layer being provided at least intermediately, and white layers or light-colored layers being stacked on two sides of the intermediate colored layer, so as to be configured to form a striped pattern on a side surface in a stacking direction and allow identification of the type of game token according to the colored layer, and the management control device has a calculation function of determining participants in each game as a winner and a loser by using a win-loss result obtained from the card distributor and a measurement result on the positions, types, and number of game tokens placed by the game participants, and performing casino-side balance calculation on the game table for each game.

[0010]

In addition, in the management system, the management control device is configured to have a function of

determining the number of game tokens by measuring the number of colored layers, white layers, or light-colored layers of game tokens placed by each game participant.

[0011]

In order to solve the various problems described above, a game token according to the present invention includes an arrangement having plastic layers with a plurality of different colors stacked on each other, with a colored layer being provided at least intermediately, and white layers or light-colored layers being stacked on two sides of the colored layer, so as to form a striped pattern on a side surface in a stacking direction and allow identification of the type of game token according to the colored layer.

[0012]

In addition, the game token has a print indicating the type of game token provided on a surface of the white layer or the light-colored layer, and a transparent layer is provided on an outermost layer, with the layers being bonded to each other by thermal compression to form at least a five-layer structure.

[0013]

Furthermore, the game token may be configured such that a mark formed by UV ink or carbon black ink is provided on a surface of the white layer or the light-

colored layer, that the transparent layer on the outermost layer is embossed, that R chamfering is provided to an edge of the transparent layer on the outermost layer, that the colored layer includes a plurality of layers, or that the colored layer incorporates an RFID.

[0014]

In order to solve the various problems described above, an inspection apparatus that inspects a game token according to the present invention includes a path including an inlet and an outlet through which a game token is allowed to pass in a radial direction, a chip type determination device that determines the color of a striped pattern on a side surface of a game token in a stacking direction by shooting the game token passing through the path, a mark reader that reads a mark formed by UV ink or carbon black ink and provided on a surface of a passing game token, a print inspection device that reads a print indicating a type, which is provided on a surface of a game token, from a direction perpendicular to the path, and a control device for the overall apparatus, wherein the control device is configured to inspect whether a chip type determined by the chip type determination device matches information of the print indicating the type obtained from the print inspection device.

Advantageous Effects of Invention

[0015]

A system according to the present invention allows determination of the number of game tokens (chips) by image analysis even if a large number of chips are stacked on each other, and can grasp the total amount of game tokens stacked relatively high on the basis of the position and the colors.

Brief Description of Drawings

[0016]

Fig. 1 is a plan view illustrating an outline of an overall table game management system in a game hall according to an embodiment of the present invention.

Fig. 2 is a perspective view of conventional game tokens.

Fig. 3 is a front sectional view of a game token according to the embodiment of the present invention.

Fig. 4 is a perspective view illustrating a stacked state of game tokens which is grasped according to the embodiment of the present invention.

Fig. 5A is a front view of a game token according to the embodiment of the present invention.

Fig. 5B is a plan view of a game token according to the embodiment of the present invention.

Fig. 6 is a side sectional view of an inspection apparatus for game tokens according to the embodiment of the present invention.

Fig. 7 is a perspective photographic view for explaining a stacked state of different types of game tokens according to the embodiment of the present invention.

Description of Embodiments

[0017]

A table game management system in a game hall having game tables according to an embodiment of the present invention will be described below. Fig. 1 illustrates an overall outline of the system. The table game management system in a game hall having a plurality of game tables 1 includes a measurement device 6 including an image analysis device 5 that records the progress state of a game played on the game table 1, including game participants 2 and a dealer 3, as a video, via a plurality of cameras 4, and also performs image analysis on the recorded video of the progress state of the game, and a card distributor 7 that determines and displays win-loss results on each game on the game table 1. The card distributor 7 has been used and known by a person skilled in the art. The card distributor is a so-called electronic shoe, in which game rules are

programmed in advance to determine a win or loss on the game by reading the information (rank and suite) of a distributed card C. In playing the Baccarat game, a banker's win, player's win, and tie (draw) are basically determined on the basis of the ranks of two or three cards, and a display lamp 8 displays the determination results (win-loss results).

[0018]

A management control device 9 reads the information (rank and suite) of the card C obtained from the card distributor 7 and determines a win-loss result on each game. The management control device 9 also determines winners 2W and a loser 2L of the participants 2 in each game by using measurement results on the positions, types, and number of game tokens 100 (chips T) placed by the game participants 2. The management control device 9 also has a calculation function of calculating, for each game, a casino-side balance on the game table 1 (the amount obtained by subtracting the total amount of the game tokens 100 (chips T) distributed as a reward to the winners 2W of the participants 2 from the total amount of the game tokens 100 (chips T) bet by the loser 2L).

[0019]

The image analysis device 5, the measurement device 6, and the management control device 9 in this detection

system each have a composite structure including a computer, program, and memory in an integrated or discrete form.

[0020]

A game token (chip) used in this detection system will be described in detail next. Fig. 3 is a front sectional view of the game token (chip T) 100 used in the detection system. This game token has a multi-layer structure having a plurality of plastic layers with a plurality of different colors stacked on each other. This multi-layer structure includes a colored layer 101 provided at least intermediately, with white layers 102 or light-colored layers (although not illustrated, any layers lighter in color than the colored layer 101) being stacked on the two sides of the colored layer 101. As described above, the game token includes the colored layer 101 and has the white layers 102 or light-colored layers (although not illustrated, any layers lighter in color than the colored layer 101) stacked on the two sides of the colored layer 101, thus forming a multi-layer structure. As illustrated in Fig. 5A, this forms a striped pattern on a side surface in the stacking direction. Changing the color of the colored layer 101 (to red, green, yellow, blue, or the like) makes it possible to identify the type of game token 100 (for example, 10 points, 20 points, 100 points,

and 1000 points).

[0021]

In addition, as illustrated in Fig. 5B, prints 103 (indicating 100 points or the like) indicating the type of game token 100 are formed on the surfaces (upper and lower surfaces) of the white layer 102 of the game token 100, and transparent layers 104 are provided on the outermost layers. The respective layers are bonded to each other by thermal compression to form at least a five-layer structure. Each game token 100 is formed by bonding the respective layers (the colored layer 101, the white layers 102, and the transparent layers 104), each formed from an elongated plastic material, by thermal compression into a tightly bonded structure (for example, a five-layer structure) and then punching it into, for example, a circular or rectangular shape using a press or like. When this structure is punched by a press, the dimensions of the die and punch used for punching are designed to provide R chamfering (round edges) to the edges of the transparent layers 104 on the outermost layers.

[0022]

In addition, the surfaces of the white layer 102 of the game token 100 are provided with marks M printed by UV ink or carbon black ink. The marks M authenticate the game token 100. The marks M are visible when irradiated with

ultraviolet light (or infrared light). A combination of the shape and number of such marks implements authentication. The transparent layers 104 are formed on the outermost layers by thermal compression bonding or a coating process (application) so as to cover the prints 103 and the marks M. The transparent layers 104 are embossed to prevent the game tokens 100 from clinging to each other.

[0023]

The edges of the transparent layers 104 on the outermost layers, which are provided with the prints 103 (indicating 100 points or the like), are R-chamfered (R) to prevent the surfaces of the white layers 102 from being deformed and exposed from the side surface in a punching process for the game token 100. This also prevents the game token 100 from damaging the hands and other chips T with sharp edges that are left unchamfered.

[0024]

As illustrated in Fig. 3, the colored layer 101 may be formed from a plurality of colored layers (three layers in Fig. 3). Because the plurality of colored layers (three layers in Fig. 3) are bonded to each other by thermal compression, the three-layer structure cannot be visually recognized unlike in Fig. 3. That is, Fig. 3 illustrates the three layers for the sake of descriptive convenience. In addition, a hollow portion B is provided in part of the

intermediate layer of the three layers of the colored layer 101, and an RFID is embedded in the hollow portion.

[0025]

The management control device 9 captures images of the game tokens 100 placed by the participants 2 in a game on the game table 1 by using the camera 4, and performs measurement for each area 24, on which the game tokens are placed, (to detect whether the participant has bet on the banker, player, pair ("PAIR"), or tie ("TIE")) by using the measurement device 6 including the image analysis device 5. In addition, the management control device 9 determines the types and number of game tokens 100 (chips T) stacked on each area by causing the measurement device 6 (using the information obtained by the image analysis device 5) to analytically measure the number and colors of the colored layers 101 (or light-colored layers) or the white layers 102 of the game tokens 100.

[0026]

The management control device 9 may be a control device using artificial intelligence or having a deep learning structure. The management control device 9 can grasp, via the camera 4 and the image analysis device 5, the positions 24 (each position indicating whether the corresponding participant has bet on the player, banker, or pair), types (different amounts are assigned to the game

tokens 100 for the respective colors), and numbers of game tokens T bet by the respective participants 2. A computer or control system using artificial intelligence and a deep learning (structure) technique can grasp the positions 24 (each position indicating whether the corresponding participant has bet on the player, banker, or pair), types (different amounts are assigned to the game tokens for the respective colors), and numbers of the game tokens T by using a self-learning function or the like. This allows the management control device 9 to determine, on the basis of analysis on each video indicating the progress state of each game via the image analysis device 5, whether the game token 100 bet by the participant 2L who has lost the game has been properly collected (indicated by an arrow L) and the game tokens 100 have been properly distributed as a reward to the participants 2W who have won the game in accordance with the win-loss results on the game determined by the card distributor 7.

[0027]

In such a case, as illustrated in Fig. 4, each chip has a multilayer structure having stacked layers (as compared with the conventional chip illustrated in Fig. 2), with a stripe pattern being sharply formed on the side surface in the stacking direction, and hence the measurement device 6 including the image analysis device 5

can easily and correctly measure the types and number of chips. In addition, using a computer or control system using artificial intelligence or a deep learning (structure) technique makes it possible to implement more correct image analysis and determination. Because the computer or control system using artificial intelligence and the deep learning (structure) technique have already been known by a person skilled in the art, and are available, a detailed description of them will omitted.

[0028]

The management control device 9 can analytically grasp the total amount of the game tokens T in a game token tray 10 of the game table 1 which belongs to the dealer 3 by using the image analysis device 5. After balance settlement at the end of a given game, the management control device 9 can comparatively calculate, on the basis of win-loss results on the game, whether the total amount of the game tokens T in the game token tray 10 has increased or decreased, in accordance with the collection of the game tokens T bet by each participant 2 who has lost the game and a redemption amount TW of the game tokens bet by the game participants 2W who have won the game. Although the total amount of the game tokens T in the game token tray 10 is always grasped by means such as RFIDs, the management control device 9 determines whether an increase

or decrease in the total amount is correct, by analyzing a video representing the progress state of a game via the image analysis device 5. These operations may also be performed by using an artificial intelligence structure or deep learning structure.

[0029]

The management control device 9 may have an artificial intelligence structure or deep learning structure that can grasp the position of a game token bet at each play position 22 on the game table 1 (each position indicating whether the corresponding participant has bet on the player, banker, or pair) and an amount (the types and number of game tokens), and can extract a peculiar situation (set by the casino) by comparing the win-loss history of each game participant 2 and the obtained amount of game tokens (winning amount) obtained from a win-loss result on each game with the statistical data of many past games (big data). Typically, the management control device 9 having such an artificial intelligence structure or deep learning structure can extract, as peculiar situations, a situation in which a winning amount has exceeded a certain amount (million dollars) and a situation in which the amounts of game tokens lost are small and the amounts of game tokens won are large at a given one of the positions 22 on the game table 1 over several consecutive games as

compared with the statistical data (big data or the like) of past games.

[0030]

The management control device 9 has a structure capable of comparatively calculating the total amount of the game tokens 100 in the game token tray 10 of the game table 1 which belongs to the dealer 3 so as to indicate, after balance settlement of the game tokens 100 bet by the respective participants 2 in each game, whether the calculated increase or decrease in the amount of game tokens corresponds to the balance settlement is correct. In the chip tray 10 for holding the game tokens 100 of the dealer 3 illustrated in Fig. 1, the types and number of game tokens 100 can be determined by causing the measurement device 6 (using the information obtained by the image analysis device 5) to analytically measure the number and colors of the colored layers 101 or white layers 102 of the game tokens 100 (chips T) stacked in the lateral direction. The total amount of the game tokens 100 in the chip tray 10 for holding chips is always (or at predetermined time intervals) grasped in this manner. The management control device 9 has a calculation function of performing, for each game, calculation of the settled amount of each game (casino-side balance calculation on the game table 1 (the amount obtained by subtracting the total

amount of game tokens 100 (chips T) distributed as a reward to the winners 2W of the participants 2 from the total amount of game tokens 100 (chips T) bet by the loser 2L)) (see paragraph 0018). This makes it possible to always (or at predetermined time intervals) verify the total amount of the game tokens 100 in the game token tray 10. That is, it is verified whether an increase or decrease in the amount of game tokens matches the settled amount of each game on the basis of the image analysis result dealer 3 obtained by the image analysis device 5.

[0031]

An inspection apparatus 200 that inspects the game token 100 according to the embodiment of the present invention will be described next. The inspection apparatus 200 includes a path 203 having an inlet 201 and an outlet 202 through which the game token 100 can pass in the radial direction (the arrow Y direction). The path 203 is inclined, and the game token 100 passes through the path 203 in the arrow Y direction. The path 203 includes a chip type determination device 204 that determines the color of the striped pattern on the side surface of the game token 100 in the stacking direction by shooting the side surface, a mark reader 205 that reads the marks M printed by UV ink or carbon black ink and provided on the surface of the passing game token 100, a print inspection apparatus 206

that reads the print 103 provided on the surface of the game token from a direction perpendicular to the path 203, and a control device 207 for the overall apparatus. The control device 207 is configured to inspect whether the chip type determined by the chip type determination device 204 matches the information of the print representing a type, which is obtained from the print inspection apparatus 206.

[0032]

The inspection apparatus 200 can inspect whether each print 103 on the manufactured game token 100 has been properly printed so as to match the chip type represented by the color of the striped pattern on the game token 100.

[0033]

Throughout this specification and the claims which follow, unless the context requires otherwise, the word "comprise", and variations such as "comprises" and "comprising", will be understood to imply the inclusion of a stated integer or step or group of integers or steps but not the exclusion of any other integer or step or group of integers or steps.

[0034]

The reference to any prior art in this specification is not, and should not be taken as, an acknowledgement or any form of suggestion that the prior art forms part of the

common general knowledge in Australia.

Reference Signs List

[0035]

- 1 game table
- 2 player
- 3 dealer
- 4 camera
- 5 image analysis device
- 6 measurement device
- 7 card distributor that determines and displays win-
loss results on games
- 9 management control device
- 10 game token tray
- 100(T) game token
- 200 inspection apparatus

CLAIMS

1. A table game management system comprising:
 - a card distributor that determines and displays a win-loss result on each game on a game table;
 - a measurement device that measures types and number of game tokens placed on the game table; and
 - a management control device that identifies and stores positions, types, and number of game tokens placed on the game table by a game participant by using a measurement result obtained by the measurement device in each game, wherein
 - the game token has a multilayer structure having plastic layers with a plurality of different colors stacked on each other, with a colored layer being provided at least intermediately, and white layers or light-colored layers being stacked on two sides of the intermediate colored layer, so as to be configured to form a striped pattern on a side surface in a stacking direction and allow identification of the type of game token according to the colored layer, and
 - the management control device has a calculation function of determining participants in each game as a winner and a loser by using a win-loss result obtained from the card distributor and a measurement result on the positions, types, and number of game tokens placed by the game participants, and performing

casino-side balance calculation on the game table for each game.

2. The table game management system according to claim 1, wherein the management control device comprises a function of determining the number of game tokens by measuring the number of colored layers, white layers, or light-colored layers of game tokens placed by each game participant.

3. The table game management system according to claim 1 or 2, further comprising a chip tray that holds the game tokens for each type, wherein the management control device is configured to measure a total amount of the game tokens on the chip tray by measuring types and number of the game tokens on the chip tray.

4. A game token comprising an arrangement having plastic layers with a plurality of different colors stacked on each other, with a colored layer being provided at least intermediately, and white layers or light-colored layers being stacked on two sides of the colored layer, so as to form a striped pattern on a side surface in a stacking direction and allow identification of the type of game token according to the colored layer.

5. The game token according to claim 4, wherein a print

indicating the type of game token is provided on a surface of the white layer or the light-colored layer, and a transparent layer is provided on an outermost layer, with the layers being bonded to each other by thermal compression to form at least a five-layer structure.

6. The game token according to claim 5, wherein a mark printed by UV ink or carbon black ink is provided on a surface of the white layer or the light-colored layer.

7. The game token according to claim 5 or 6, wherein the transparent layer on the outermost layer is embossed.

8. The game token according to any one of claims 5 to 7, wherein R chamfering is provided to an edge of the transparent layer on the outermost layer.

9. The game token according to any one of claims 4 to 8, wherein the colored layer comprises a plurality of layers.

10. The game token according to any one of claims 4 to 9, wherein the colored layer incorporates an RFID.

11. An inspection apparatus that inspects a game token defined in any one of claims 4 to 10, comprising:

a path including an inlet and an outlet through which a game token is allowed to pass in a radial direction; a chip type determination device that determines a color of a striped pattern on a side surface of a game token in a stacking direction by shooting the game token passing through the path;

a mark reader that reads a mark printed by UV ink or carbon black ink and provided on a surface of a passing game token; a print inspection device that reads a print indicating a type, which is provided on a surface of a game token, from a direction perpendicular to the path; and

a control device for an overall apparatus, wherein the control device is configured to inspect whether a chip type determined by the chip type determination device matches information of the print indicating a type obtained from the print inspection device.

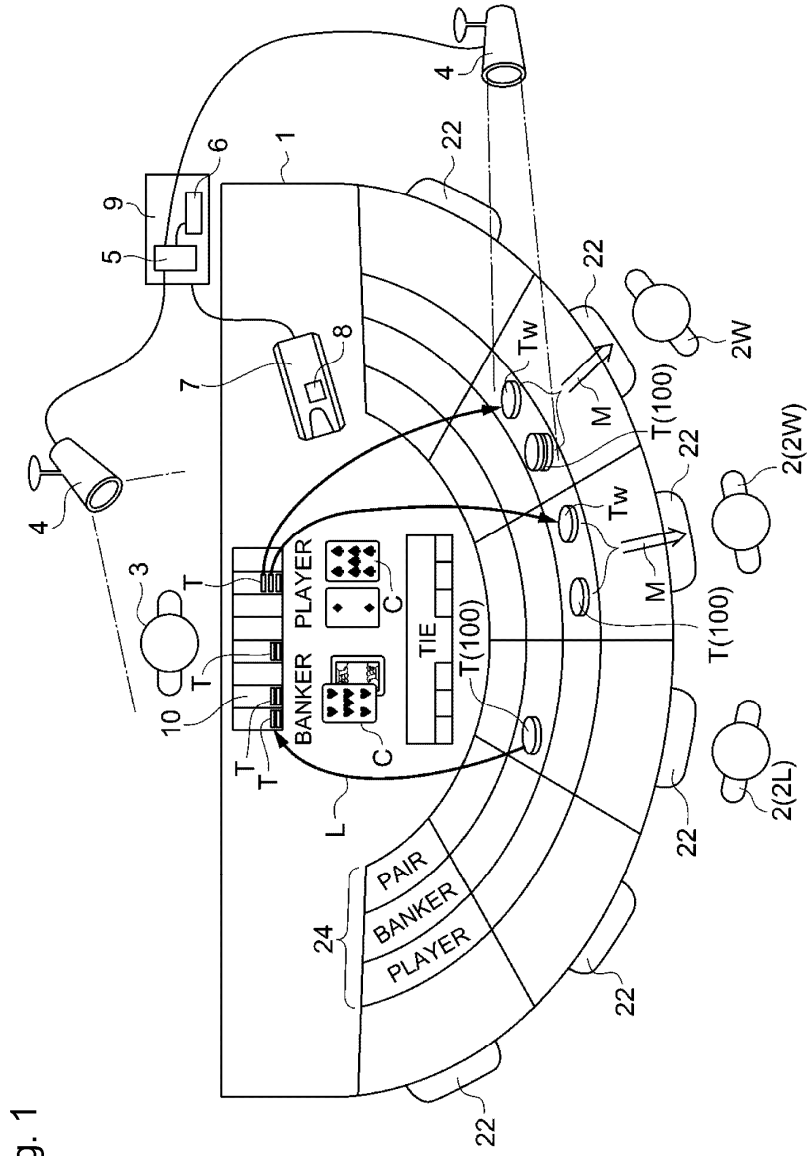


Fig. 1

Fig. 2

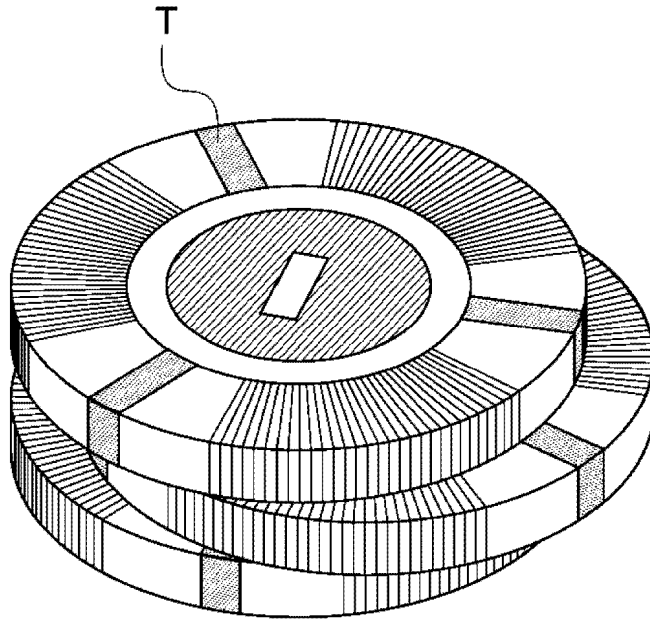


Fig. 3

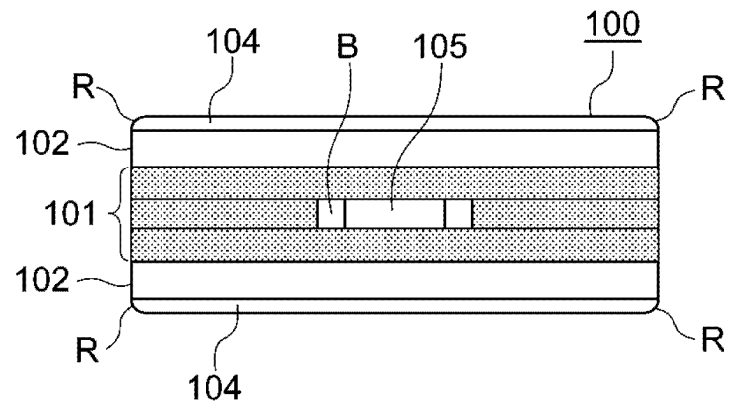


Fig. 4

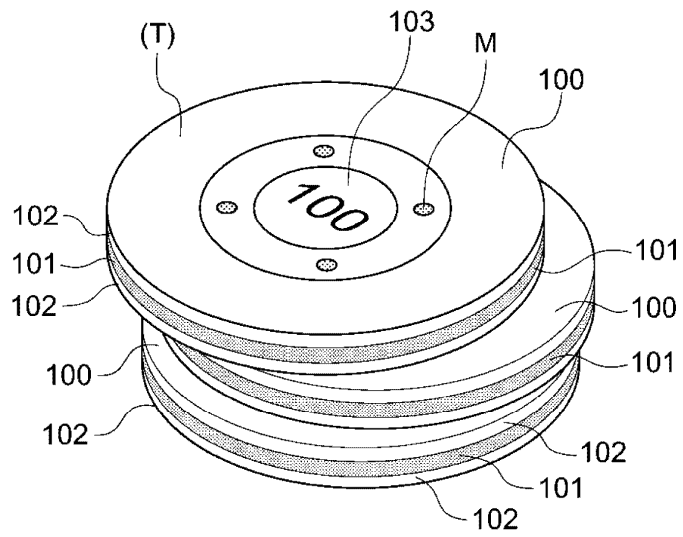


Fig. 5A

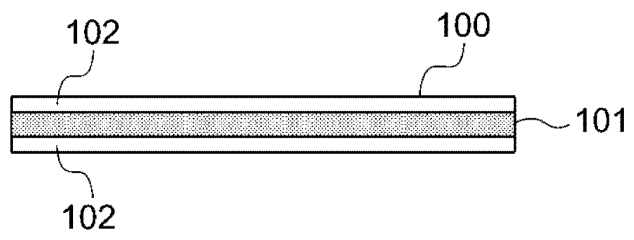


Fig. 5B

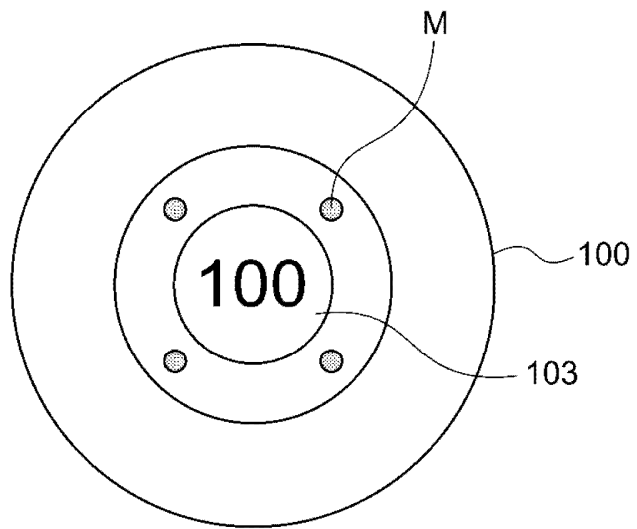


Fig. 6

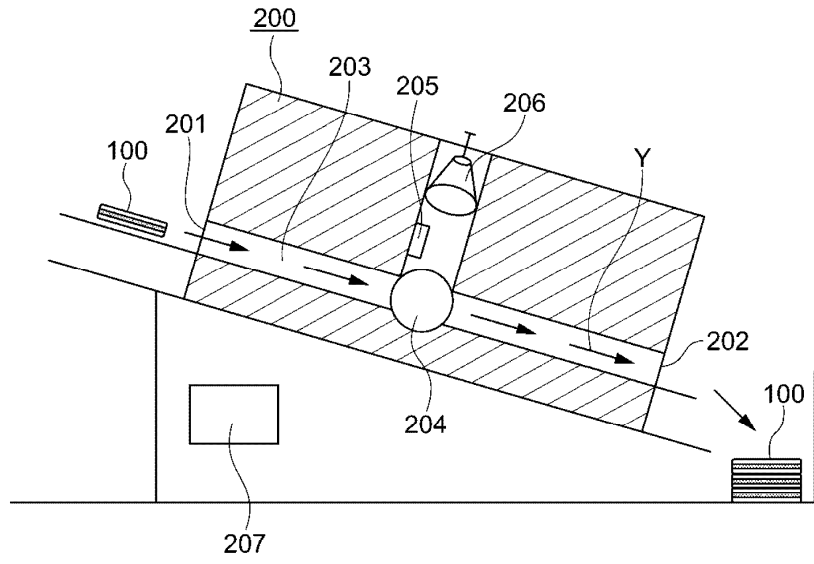


Fig. 7

