



US00D767401S

(12) **United States Design Patent** (10) **Patent No.:** **US D767,401 S**  
**Yourist** (45) **Date of Patent:** **\*\* Sep. 27, 2016**

(54) **CONTAINER**

(71) Applicant: **Graham Packaging Company, L.P.**,  
York, PA (US)

(72) Inventor: **Sheldon E. Yourist**, York, PA (US)

(73) Assignee: **GRAHAM PACKAGING COMPANY, L.P.**, York, PA (US)

(\*\*) Term: **14 Years**

(21) Appl. No.: **29/492,243**

(22) Filed: **May 29, 2014**

(51) **LOC (10) Cl.** ..... **09-01**

(52) **U.S. Cl.**  
USPC ..... **D9/528**

(58) **Field of Classification Search**  
USPC ..... D9/516, 520, 522, 530, 531, 536, 543,  
D9/563, 572-574; 215/14, 214, 217, 223,  
215/379, 382-385, 396, 398; 220/200, 890;  
222/210, 212, 215  
CPC .. B65D 1/0223; B65D 1/0284; B65D 23/10;  
B65D 41/04; B65D 2203/02; B65D  
2501/0081

See application file for complete search history.

(56) **References Cited**

**U.S. PATENT DOCUMENTS**

3,400,846 A \* 9/1968 Kelly ..... B65D 1/20  
215/398  
D277,552 S \* 2/1985 Kung ..... D9/524  
D286,615 S \* 11/1986 Lyons ..... D9/520  
4,989,738 A 2/1991 Thayer  
5,114,028 A \* 5/1992 Ring ..... B65D 1/18  
215/398  
5,299,710 A 4/1994 Welsch  
D391,165 S \* 2/1998 Walker ..... D9/528  
5,794,818 A 8/1998 Bromwell

D573,885 S \* 7/2008 Considine ..... D9/528  
D631,358 S \* 1/2011 Voelker ..... D9/528  
D670,170 S \* 11/2012 Voelker ..... D9/528  
2007/0023385 A1 \* 2/2007 Janeczek ..... B65D 23/10  
215/398

**FOREIGN PATENT DOCUMENTS**

DE 202011052413 U1 1/2012

**OTHER PUBLICATIONS**

International Search Report and Written Opinion dated Mar. 11,  
2016 in International Application No. PCT/US15/66677.

\* cited by examiner

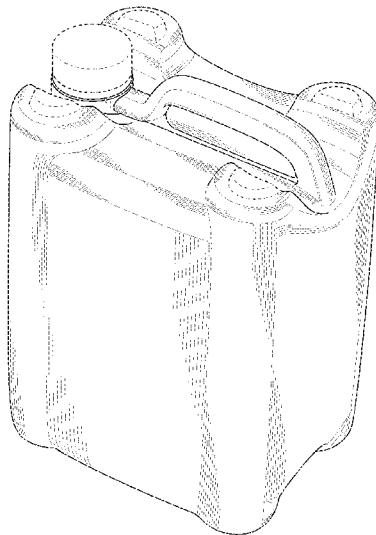
*Primary Examiner* — Derrick Holland  
*Assistant Examiner* — Janice Lim  
(74) *Attorney, Agent, or Firm* — Baker Botts L.L.P.

(57) **CLAIM**  
The ornamental design for a container, as shown and  
described.

**DESCRIPTION**

FIG. 1 is a top right side perspective view of a container  
showing my new design.  
FIG. 2 is a top left perspective view of the container of FIG.  
1.  
FIG. 3 is a left side view of the container of FIG. 1.  
FIG. 4 is a right side view of the container of FIG. 1.  
FIG. 5 is a front view of the container of FIG. 1.  
FIG. 6 is a rear view of the container of FIG. 1.  
FIG. 7 is a top plan view of the container of FIG. 1; and,  
FIG. 8 is a bottom plan view of the container of FIG. 1.  
The broken line portions are included to show unclaimed  
subject matter only and form no part of the claimed design.

**1 Claim, 7 Drawing Sheets**



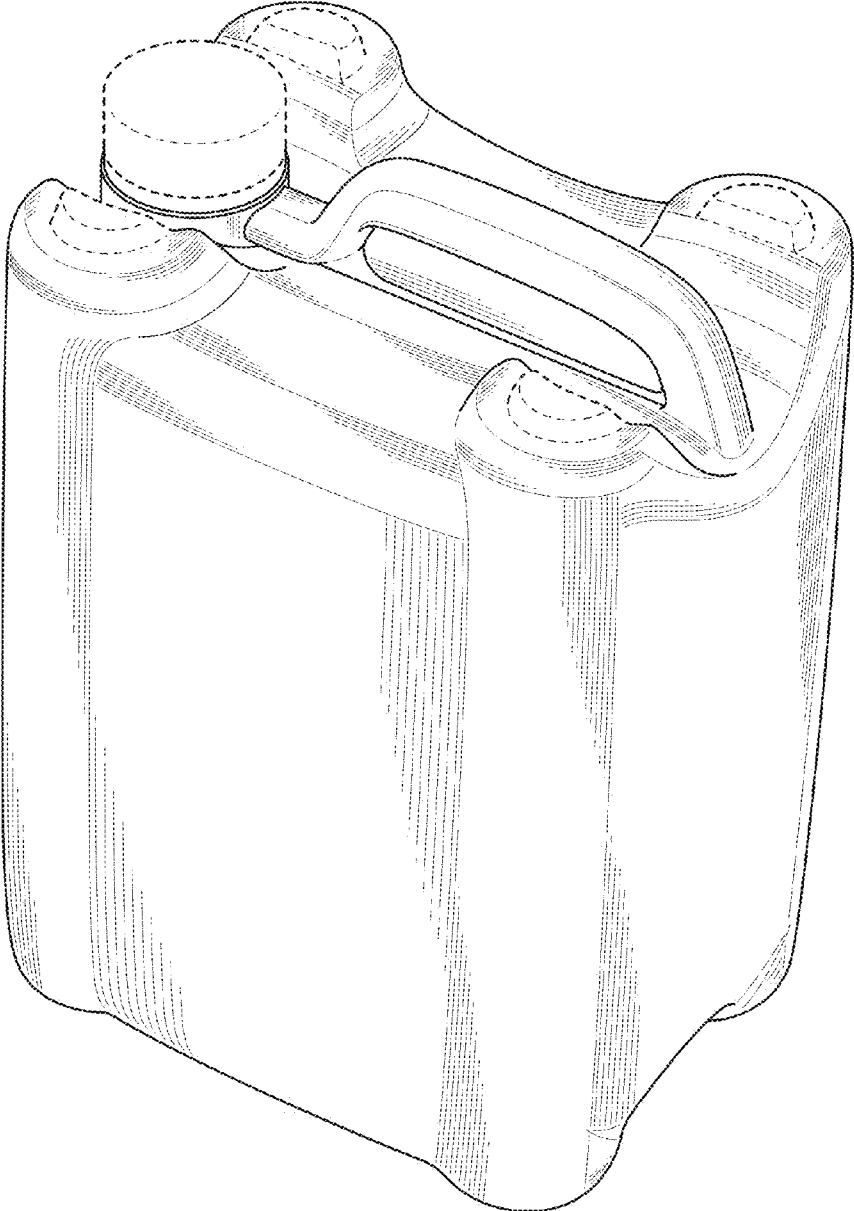


FIG. 1

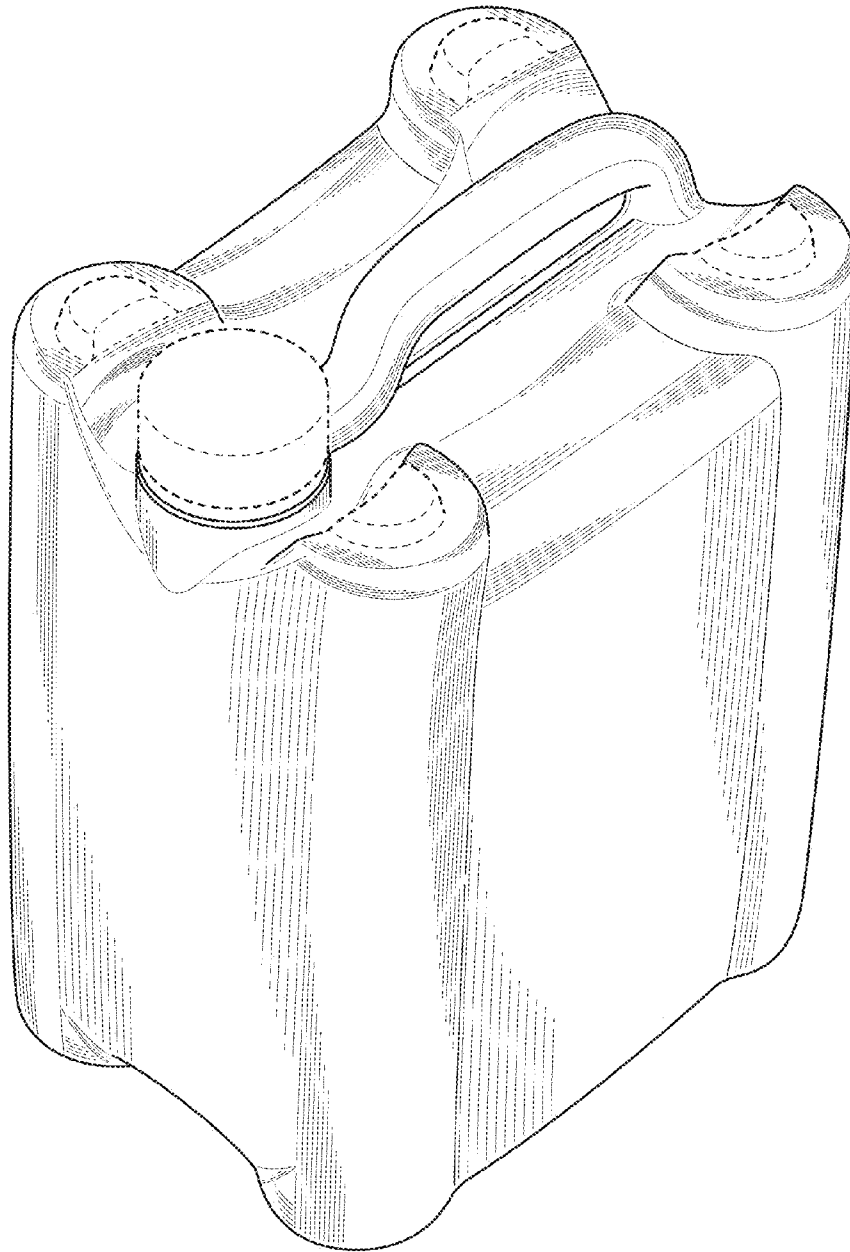


FIG. 2




FIG. 3



FIG. 4

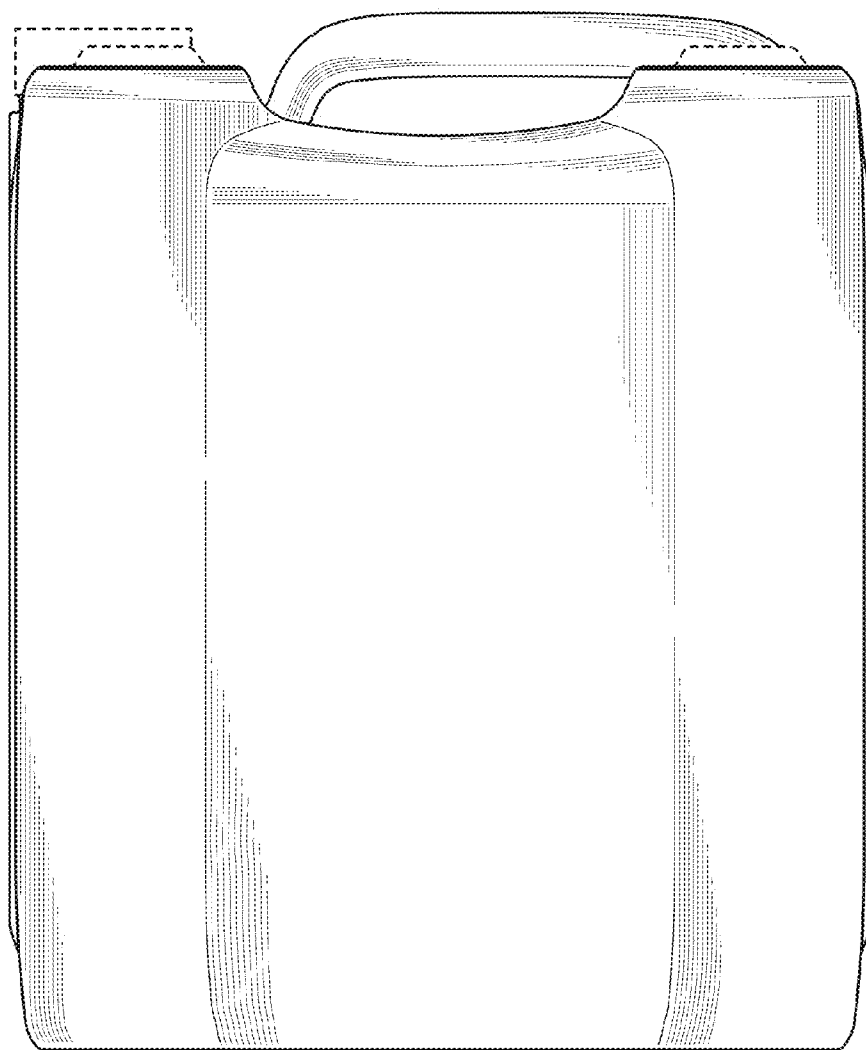


FIG. 5

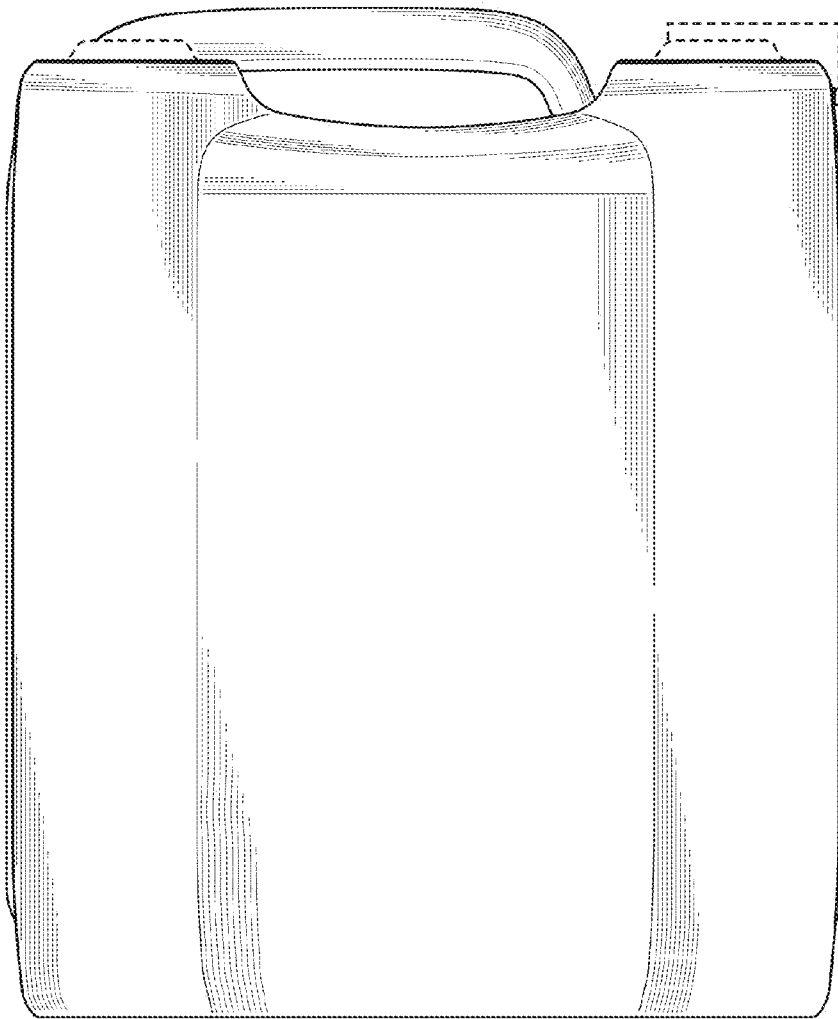


FIG. 6

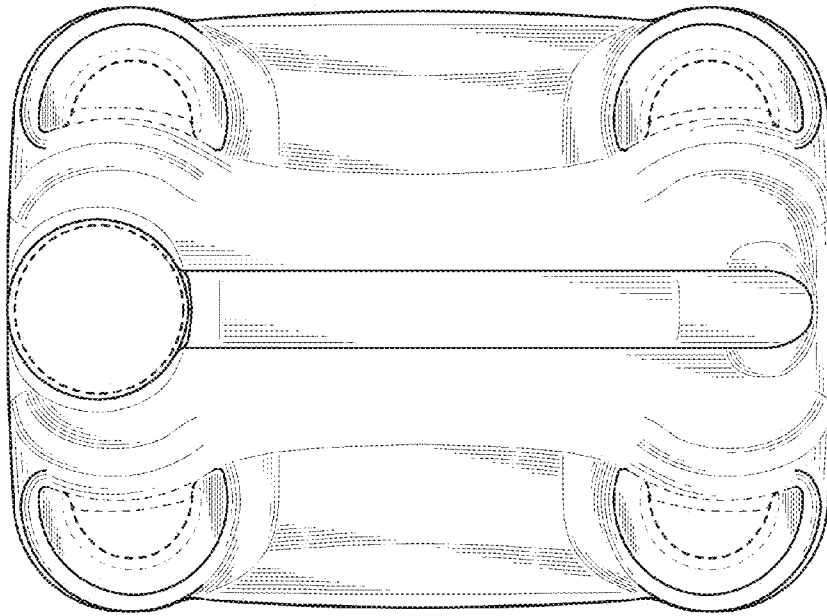


FIG. 7

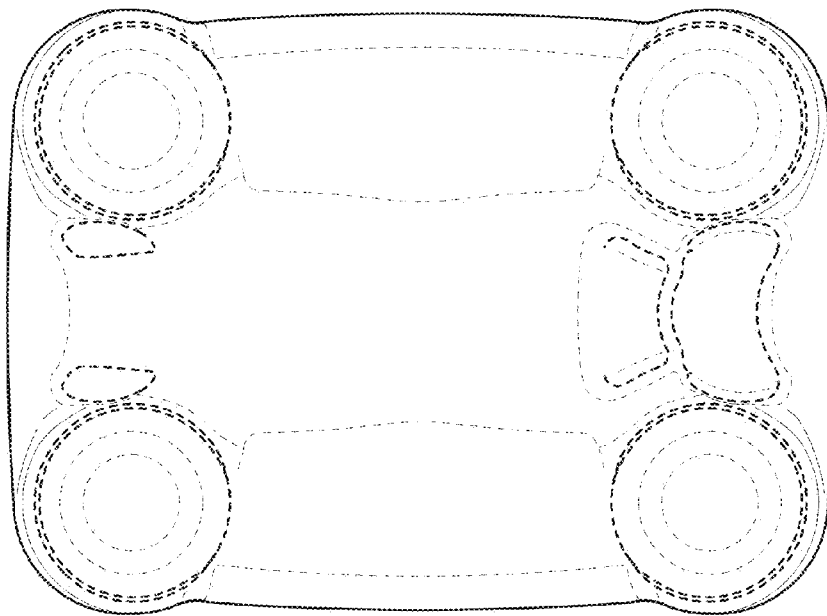


FIG. 8