



US00D460572S

(12) **United States Design Patent** (10) **Patent No.:** **US D460,572 S**
Lee (45) **Date of Patent:** **** Jul. 16, 2002**

- (54) **SKULL-SHAPED PLASMA LAMP**
- (75) Inventor: **Steve Lee**, Chicago, IL (US)
- (73) Assignee: **LumiSource, Inc.**, Elk Grove Village, IL (US)
- (**) Term: **14 Years**
- (21) Appl. No.: **29/132,063**
- (22) Filed: **Nov. 1, 2000**
- (51) **LOC (7) Cl.** **26-05**
- (52) **U.S. Cl.** **D26/26; D11/121; D26/4**
- (58) **Field of Search** **D26/1, 2, 3, 4, D26/26, 73; D3/7, 10, 12, 14, 17; D11/121, 122, 130, 136; 362/122, 124, 806**

- (56) **References Cited**
- U.S. PATENT DOCUMENTS**
- D79,130 S * 8/1929 Ciffo D26/4
- D227,186 S * 6/1973 Dangalf D26/4
- D253,015 S * 9/1979 Hazerjian et al. D26/73
- 4,263,743 A * 4/1981 Hanson et al. 362/806
- D350,082 S * 8/1994 Tietz D11/121
- D388,360 S * 12/1997 Shaw D11/125
- 5,830,034 A * 11/1998 Ciechanowski et al. 362/806
- D407,163 S * 3/1999 Berkowitz D26/4
- D419,910 S * 2/2000 Shaw D11/128

OTHER PUBLICATIONS

Smart Bar Accessories Cat., Item: Bonehead Bottle Opener, p. 14, Jun. 1949.*
 Oriental Trading Catalog, Sep. 1994, p. 1 Item #23/13.*
 Blinky Cat., Feb. 1995, p. 2 item No. 400c- and p. 3 item No. 104.*

Oriental Trading Catalog, Sep. 1997, p. 8 item #25/743 and p. 42 item #23/13.*

* cited by examiner

Primary Examiner—Cynthia E. Ramirez
(74) *Attorney, Agent, or Firm*—Pauley Petersen Kinne & Erickson

(57) **CLAIM**

The ornamental design for a skull-shaped plasma lamp, as shown.

DESCRIPTION

FIG. 1 is a front perspective view of an ornamental skull-shaped plasma lamp, according to one preferred embodiment of this invention;

FIG. 2 is a front view of the ornamental skull-shaped plasma lamp, as shown in FIG. 1;

FIG. 3 is a rear view of the ornamental skull-shaped plasma lamp, as shown in FIG. 1;

FIG. 4 is a side view of the ornamental skull-shaped plasma lamp, as shown in FIG. 1;

FIG. 5 is a side view of the ornamental skull-shaped plasma lamp, opposite the side view of FIG. 4, as shown in FIG. 1;

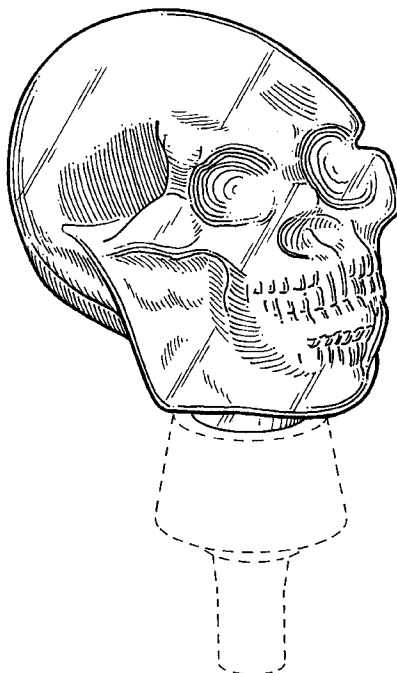
FIG. 6 is a top view of the ornamental skull-shaped plasma lamp, as shown in FIG. 1; and,

FIG. 7 is a bottom view of the ornamental skull-shaped plasma lamp, as shown in FIG. 1.

The broken line showing of a base is for illustrative purposes only and forms no part of the claimed design.

The broken lines which define the bounds of the claimed design in FIG. 7 form no part thereof.

1 Claim, 6 Drawing Sheets



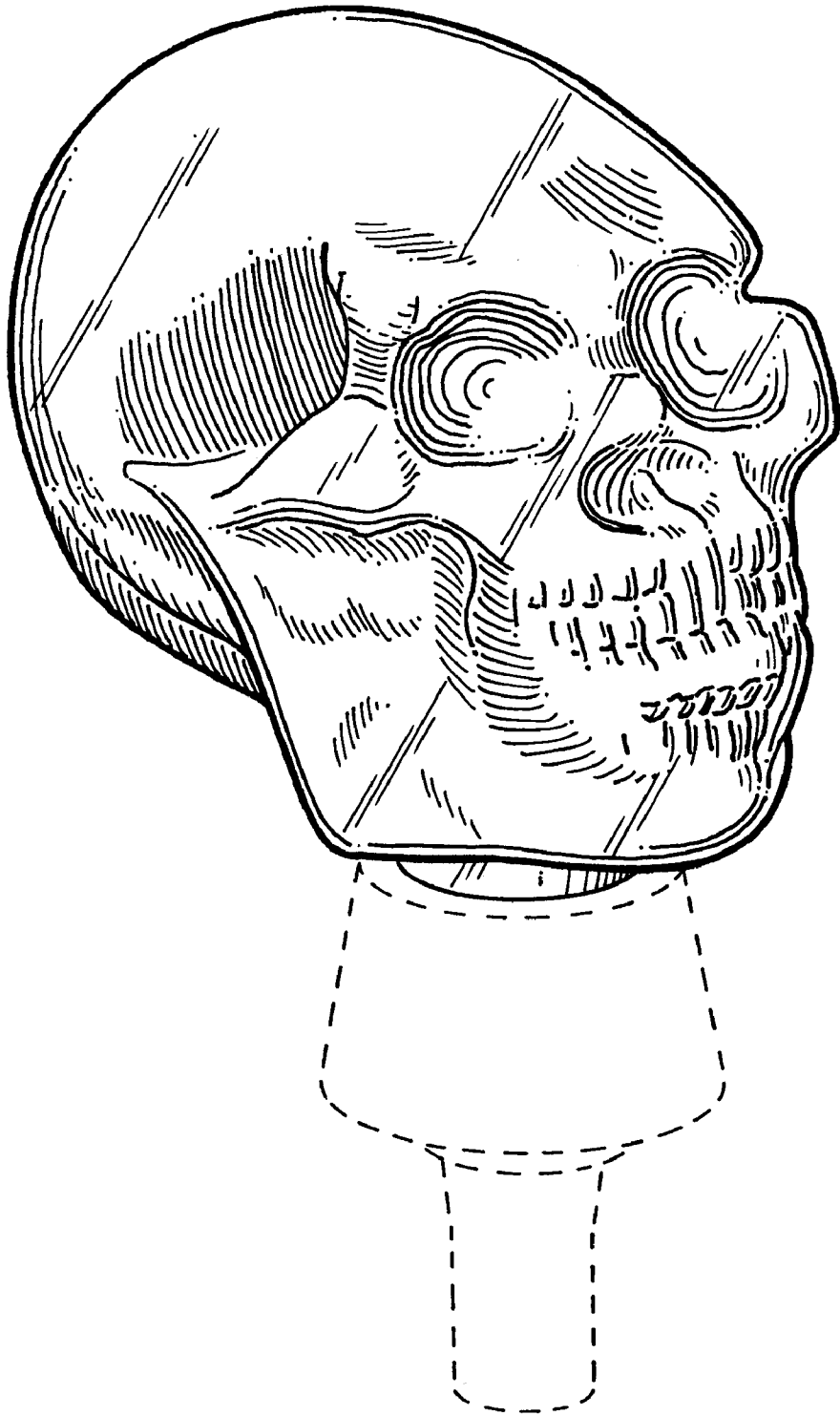


FIG. 1

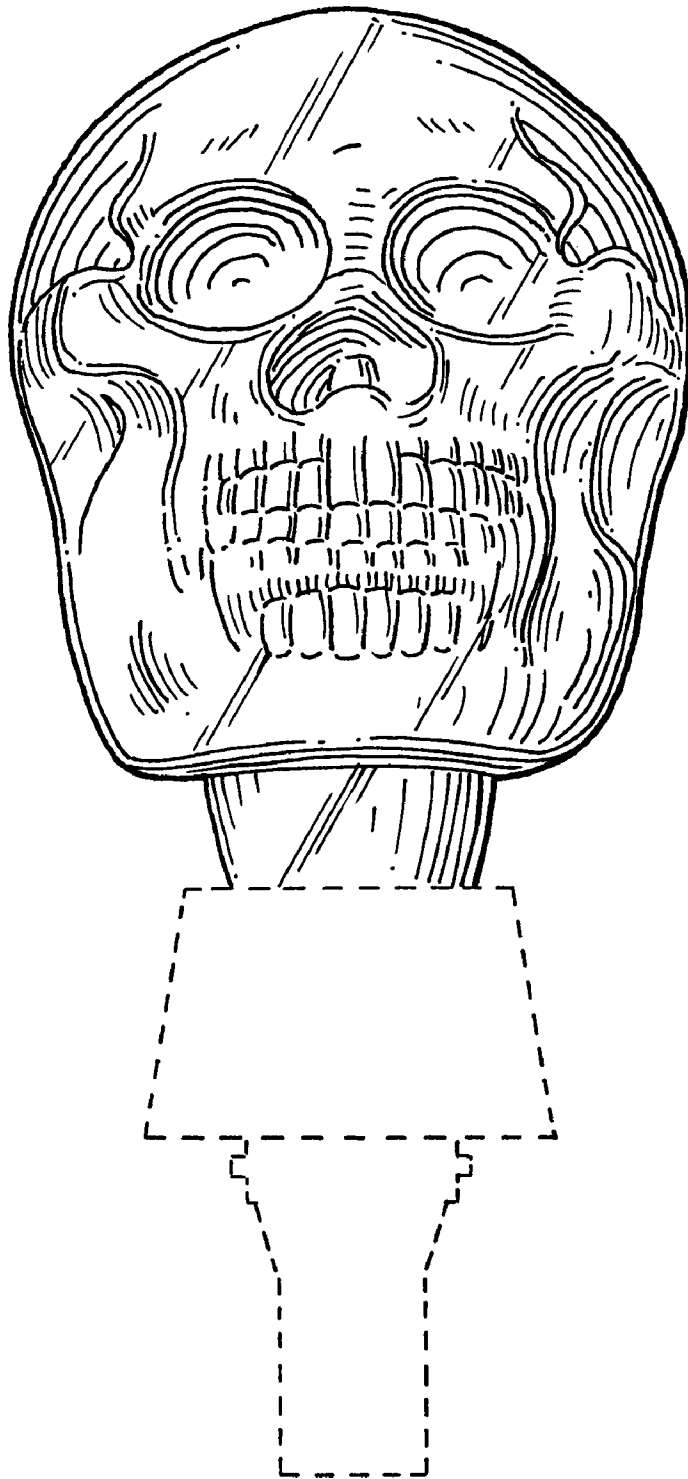


FIG. 2

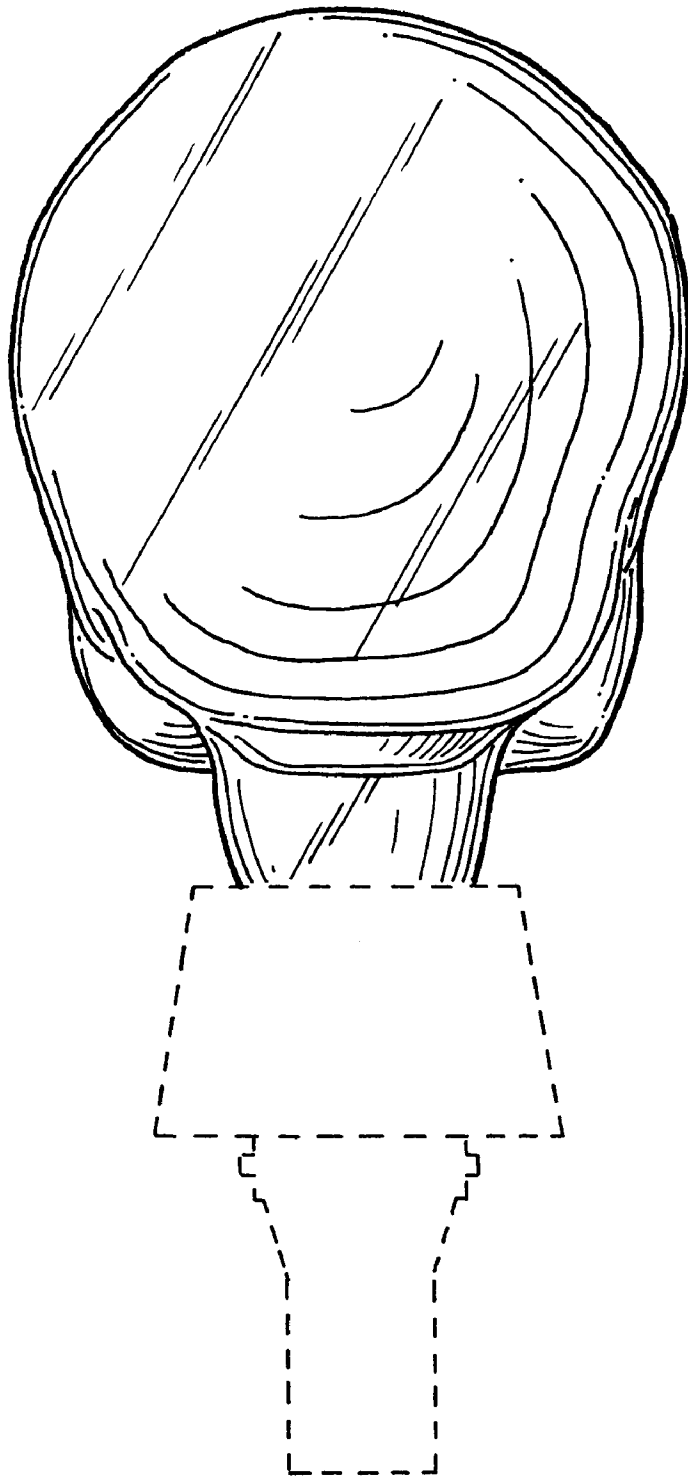


FIG. 3

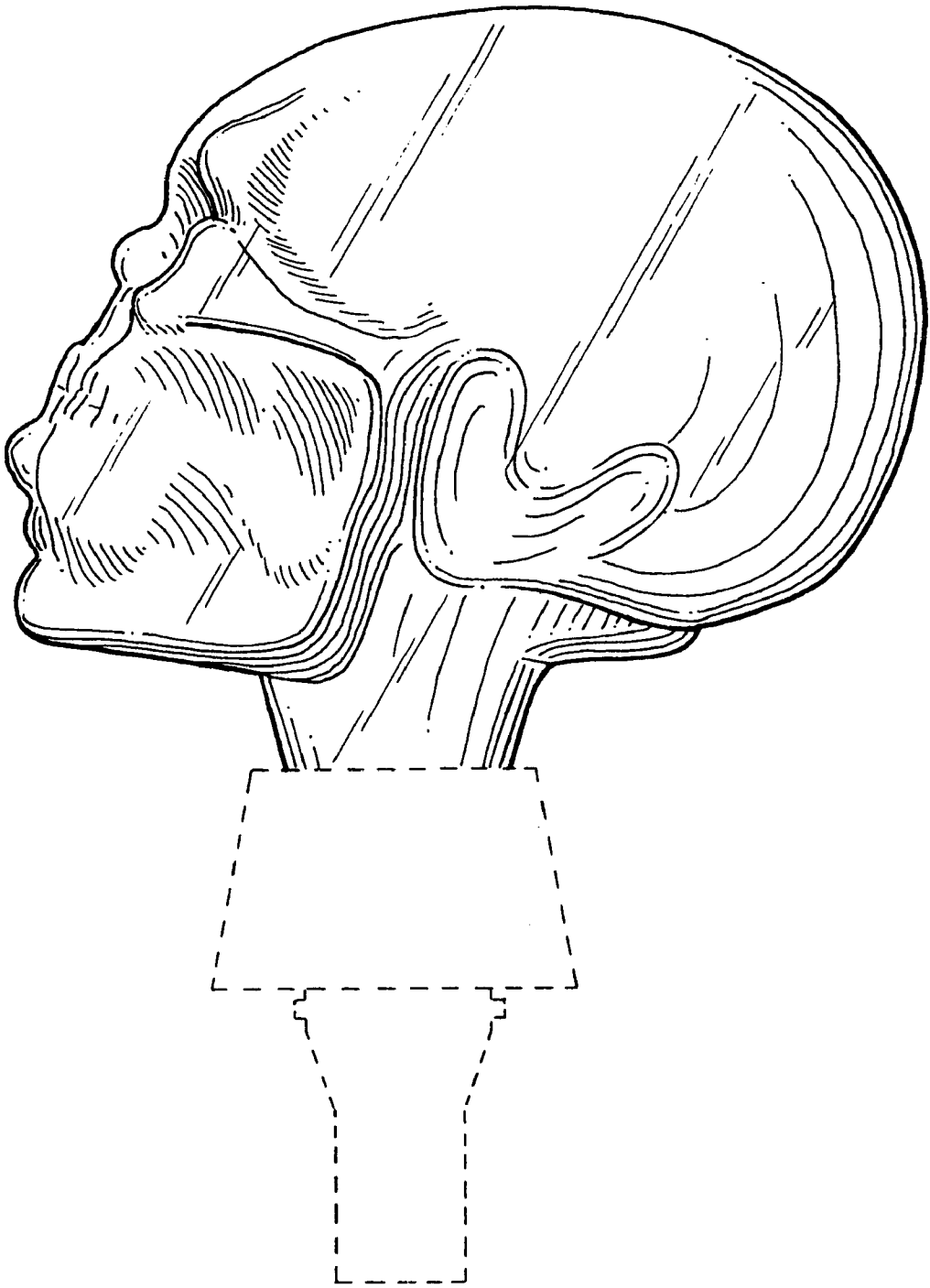


FIG. 4

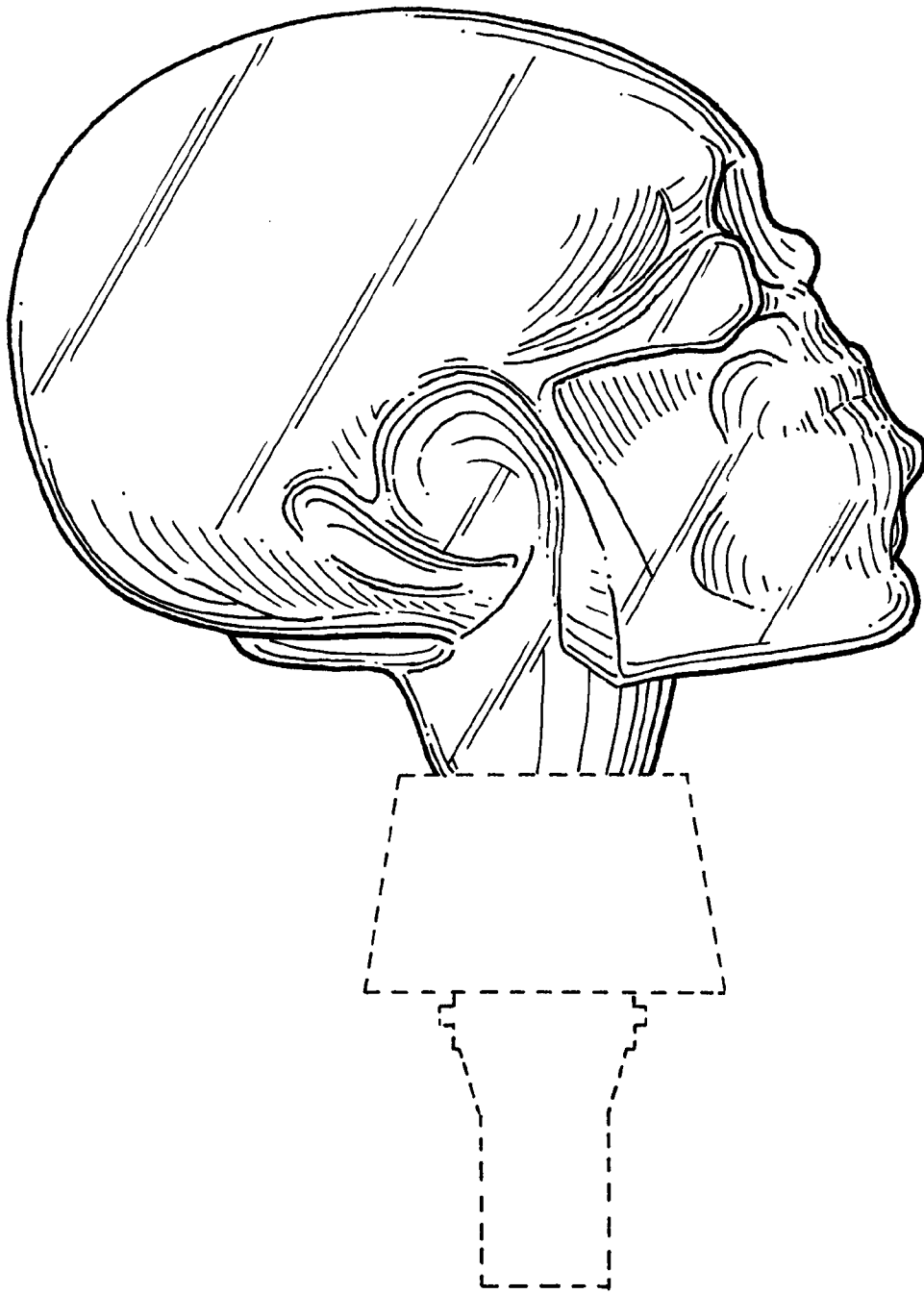


FIG. 5

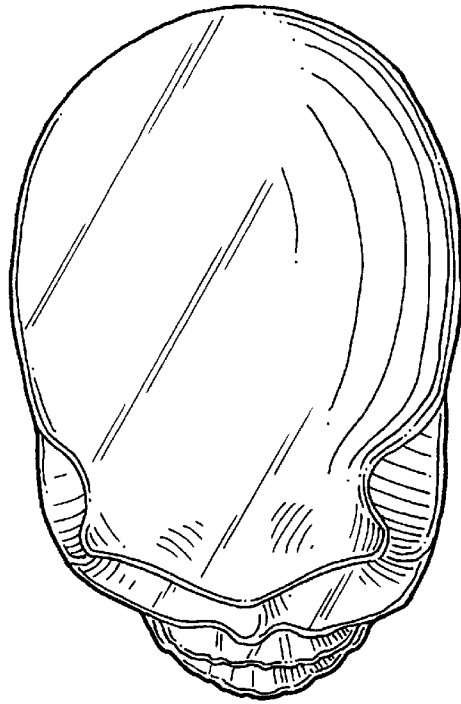


FIG. 6

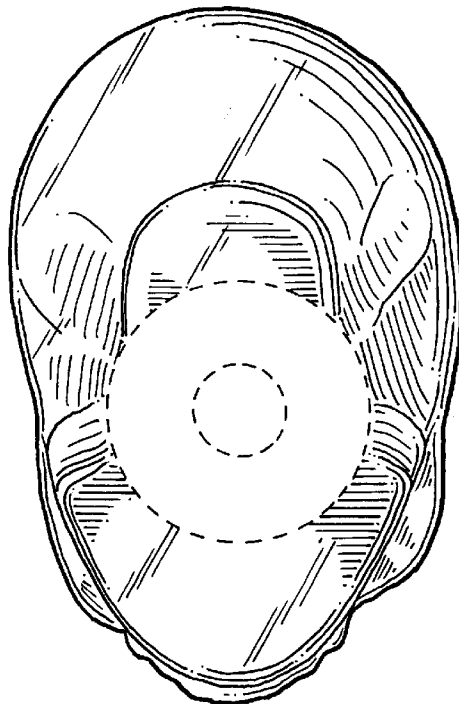


FIG. 7