

April 28, 1936.

I. L. LEWIS

2,039,174

HAT

Filed Jan. 14, 1936

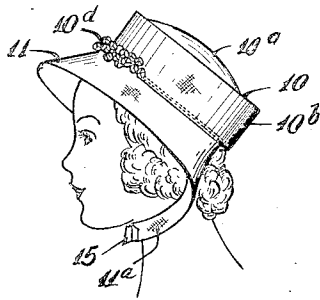


Fig. 1.

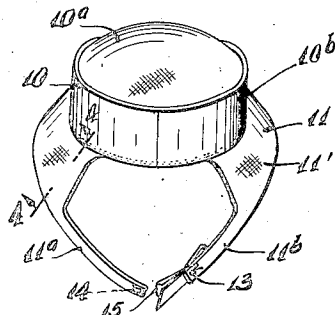


Fig. 3.

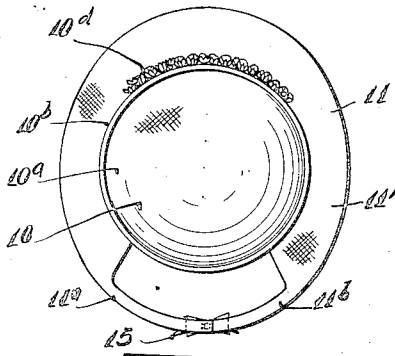


Fig. 2.

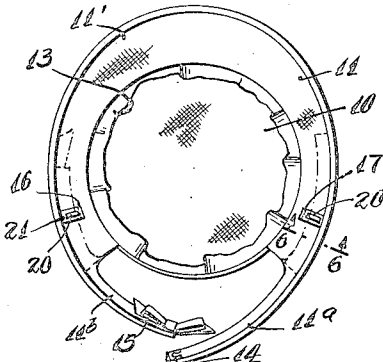


Fig. 5.



Fig. 7.

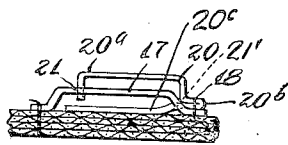


Fig. 6.

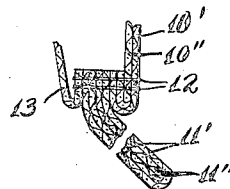


Fig. 4.

INVENTOR  
Irving L. Lewis  
BY *Golden P. Polachky*  
ATTORNEY

# UNITED STATES PATENT OFFICE

2,039,174

HAT

Irving L. Lewis, New York, N. Y.

Application January 14, 1936, Serial No. 59,030

3 Claims. (Cl. 2—196)

This invention relates to new and useful improvements in a child's hat.

The invention has for an object the construction of a child's hat which is characterized by an inverted dish-shaped crown connected at its edges with a broad brim terminating in a pair of spaced arms at the back adapted to engage beneath the chin of a wearer.

A further object of the invention is the provision of an arrangement whereby the arms may be connected with each other beneath the chin.

Another object of the invention is the provision of means whereby the arms may be tucked under the brim out of view when desired.

Still further the invention proposes the construction of a hat as described which is simple and durable and which may be manufactured and sold at a reasonable cost.

For further comprehension of the invention, and of the objects and advantages thereof, reference will be had to the following description and accompanying drawing, and to the appended claims in which the various novel features of the invention are more particularly set forth.

In the accompanying drawing forming a material part of this disclosure:—

Fig. 1 is a picture of a child with a hat constructed according to this invention.

Fig. 2 is a plan view of the child's hat.

Fig. 3 is a perspective view of the hat.

Fig. 4 is a sectional view taken on the line 4—4 of Fig. 3.

Fig. 5 is a bottom view of the hat.

Fig. 6 is a fragmentary enlarged sectional view taken on the line 6—6 of Fig. 5.

Fig. 7 is a front view of Fig. 1.

The child's hat, according to this invention, comprises an inverted dish-shaped crown 10 to the edges of which there is connected a broad brim 11. This broad brim terminates in the front in a pair of spaced arms 11<sup>a</sup> and 11<sup>b</sup> which are adapted to engage beneath the chin of the wearer, as clearly shown in Fig. 1. The crown 10 has a substantially flat top 10<sup>a</sup> and slightly diverging sides 10<sup>b</sup>. Ornamentation 10<sup>d</sup> is mounted on the front of the crown. The brim 11 extends substantially at right angles to the sides of the crown. The brim 11 is made from flexible material so that the arms thereof may be bent to engage beneath the chin.

The crown 10 is formed from several layers of material, preferably an outer layer 10' of silk material and an inner layer 10'' of lining material. The brim 11 is also formed from several layers of material, preferably outer layers 11' of

silk material and inner layers 11'' of lining material. At the edges the brim and the crown are secured together by lines of stitches 12. A lining 13 for the interior of the crown is also secured in position at its lower edges by the stitches 12. This lining is a conventional lining and merely serves to cover the interior of the hat. Preferably it should be of silk or other neat appearing material.

A means is provided for connecting the ends of the arms 11<sup>a</sup> and 11<sup>b</sup> together. This means comprises a hook element 13 on one of the arms engageable with an eye element 14 mounted upon the other of the arms. A ribbon bow 15 is secured upon one of the arms and serves as a handle by which the arm may be conveniently gripped for the engagement of the hook and eye when desired. Furthermore, the bow 15 serves as a decoration.

A pair of radial straps 16 and 17 are radially mounted on the bottom of the brim 11 at the base ends of the arms 11<sup>a</sup> and 11<sup>b</sup>. These radial straps are secured by stitches 18 at the ends thereof upon the brim so that the central portions thereof are free. The arms 11<sup>a</sup> and 11<sup>b</sup> may be bent under the brim, as indicated by the dot and dash lines in Fig. 5, and beneath the straps. Clasps are arranged in conjunction with each of the straps for assisting in holding the arms in position. These clasps comprise metallic pieces 20 which have top arms 20<sup>a</sup> engaging through openings 21 in the straps so as to be capable of contacting with the bent-in arms. The top portions 20<sup>a</sup> continue and connect with a bent portion 20<sup>b</sup>, which in turn continue and connect with bottom portions 20<sup>c</sup>. These bottom portions pass through openings 21' in the materials of the straps. The arms of the brim when engaged beneath the straps are also engaged between the top and bottom portions 20<sup>a</sup> and 20<sup>b</sup> of the clasps.

The hat may be worn with the arms thereof held in the inoperative positions by the straps. The hat then permits the sun to readily reach the wearer's face, while at the same time the hat gives the appearance of a broad brimmed hat.

It is to be understood that the shape and size of the hat and the ornamentation thereon may be changed as desired.

While I have illustrated and described the preferred embodiment of my invention, it is to be understood that I do not limit myself to the precise construction herein disclosed and the right is reserved to all changes and modifications com-

ing within the scope of the invention as defined in the appended claims.

Having thus described my invention, what I claim as new, and desire to secure by United States Letters Patent is:—

5 1. A child's hat, comprising a crown, a broad brim surrounding the edge of said crown and at the back terminating in a pair of spaced arms adapted to be engaged beneath the chin of a  
10 wearer, and means for connecting the ends of said arms together.

2. A child's hat, comprising a crown, a broad brim surrounding the edge of said crown and at the back terminating in a pair of spaced arms  
15 adapted to be engaged beneath the chin of a

wearer, and means for connecting the ends of said arms together, comprising a hook element of one of the arms engageable with an eye element on the other of the arms.

3. A child's hat, comprising a crown, a broad  
brim surrounding the edge of said crown and at  
the back terminating in a pair of spaced arms  
adapted to be engaged beneath the chin of a  
wearer, means for connecting the ends of said  
arms together, and radially positioned straps on  
the bottom side of said brim adjacent the bases  
of said arms, and attached at their ends, whereby  
the arms may be laced through said straps to  
maintain concealed positions beneath the brim.

IRVING L. LEWIS. 15