



US00D382892S

United States Patent [19] Murai

[11] Patent Number: Des. 382,892

[45] Date of Patent: **Aug. 26, 1997

- [54] SPECTACLES
- [75] Inventor: Masaru Murai, Fukui, Japan
- [73] Assignee: Murai, Inc., Fukui, Japan
- [**] Term: 14 Years
- [21] Appl. No.: 55,129
- [22] Filed: May 30, 1996
- [30] Foreign Application Priority Data
Dec. 26, 1995 [JP] Japan 7-39189
- [51] LOC (6) Cl. 16-06
- [52] U.S. Cl. D16/327; D16/324; D16/335;
D16/319; D16/321
- [58] Field of Search D16/300, 303,
D16/304, 306, 309, 315, 316, 317, 319,
321, 323, 324, 325-330, 335, 337, 338,
341; 351/41, 44, 50, 52, 57-58, 63, 126,
157, 158

D. 146,263	1/1947	McNeill	D16/326
D. 176,309	12/1955	Clark	D16/321
D. 214,292	5/1969	Mitchell	D16/326
D. 228,026	7/1973	Shindler	D16/321
D. 367,287	2/1996	Simioni et al.	D16/327
1,159,751	11/1915	Day	D16/303

Primary Examiner—Raphael Barkai
Attorney, Agent, or Firm—Armstrong, Westerman, Hattori,
McLeland & Naughton

[57] CLAIM

The ornamental design for spectacles, as shown and described.

DESCRIPTION

FIG. 1 is a front elevational view of a spectacles showing my new design;
 FIG. 2 is a rear view thereof;
 FIG. 3 is a top view thereof;
 FIG. 4 is a bottom view thereof;
 FIG. 5 is a left side view thereof;
 FIG. 6 is a right side view thereof;
 FIG. 7 is a perspective view from the left side corner thereof; and,
 FIG. 8 is an enlarged partial view from the left side corner thereof as in FIG. 7.

- [56] References Cited
U.S. PATENT DOCUMENTS
D. 117,767 11/1939 Brunetti D16/326
D. 135,192 3/1943 Severy D16/325

1 Claim, 5 Drawing Sheets




FIG. 1

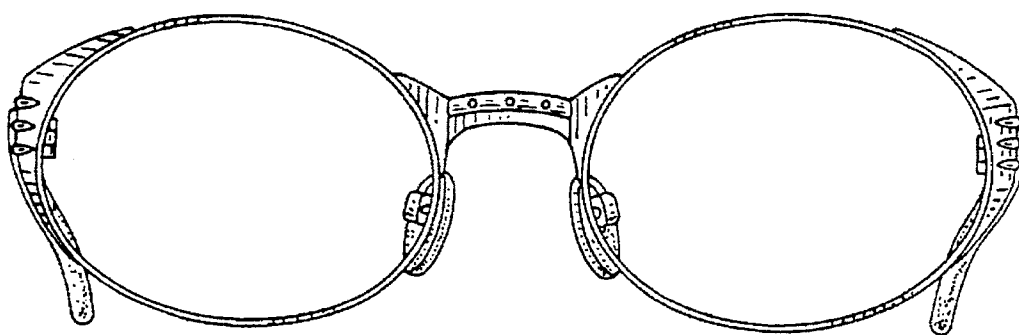


FIG. 2

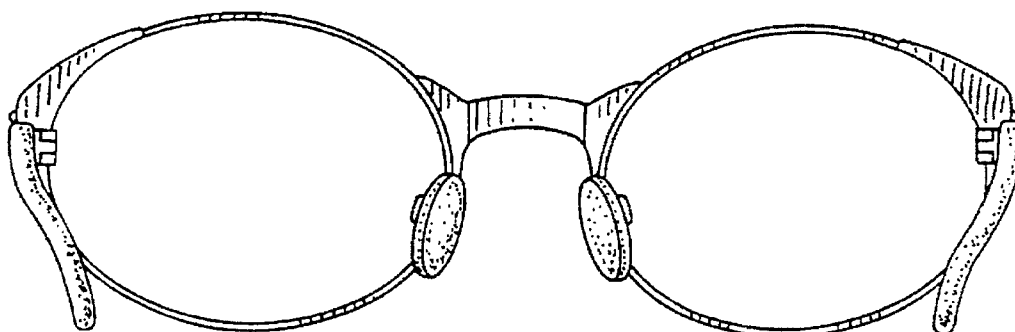


FIG. 3

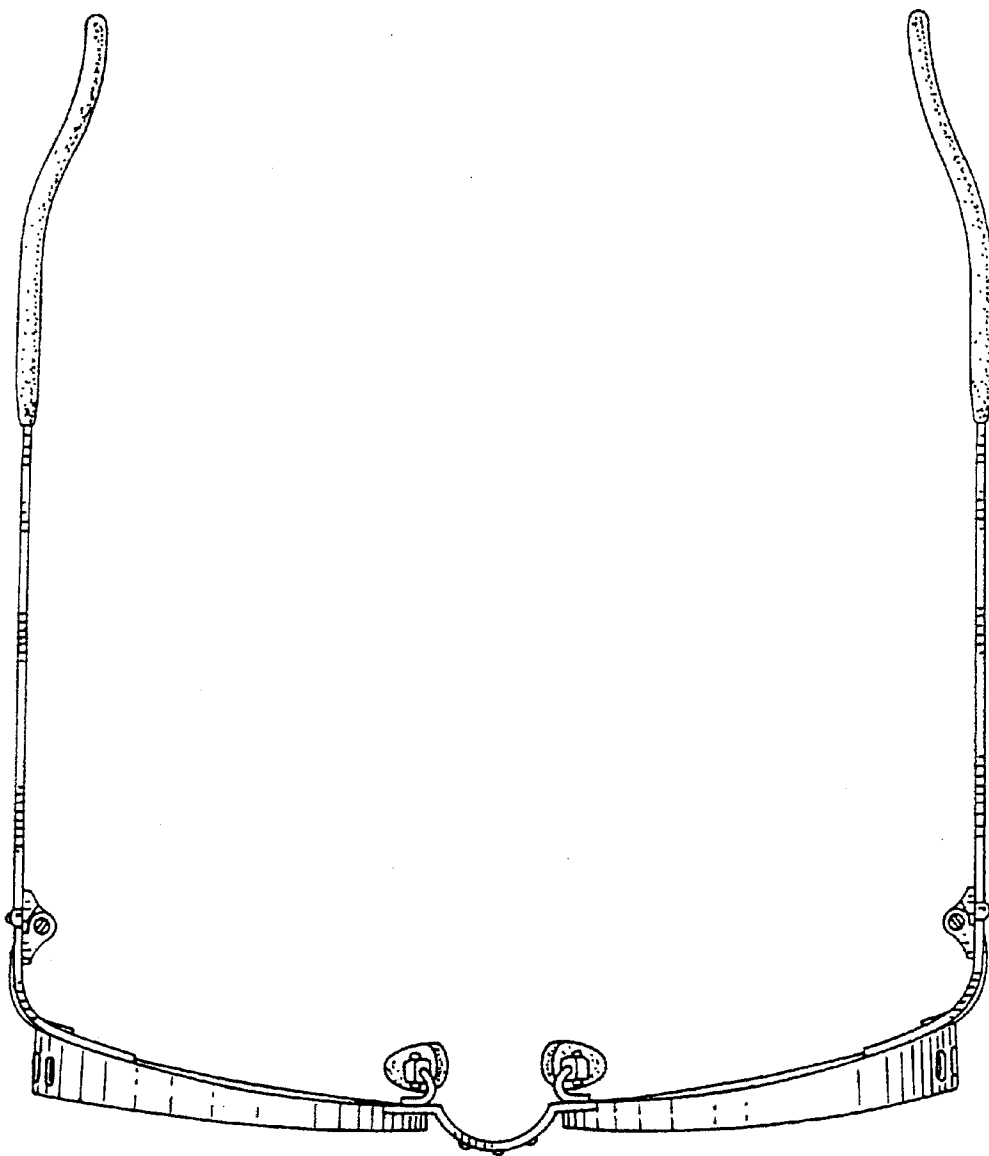


FIG. 4




FIG. 5

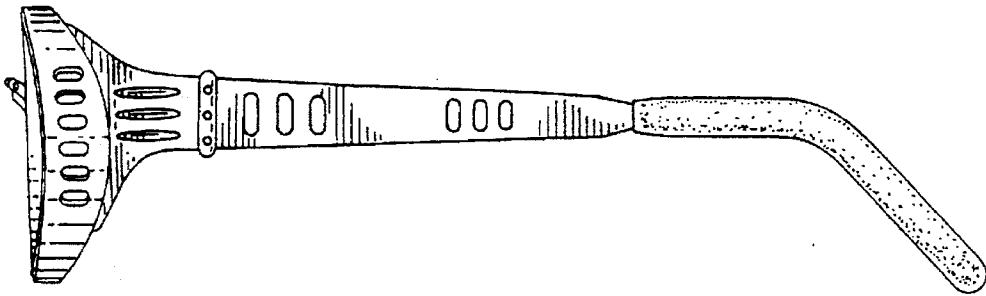


FIG. 6

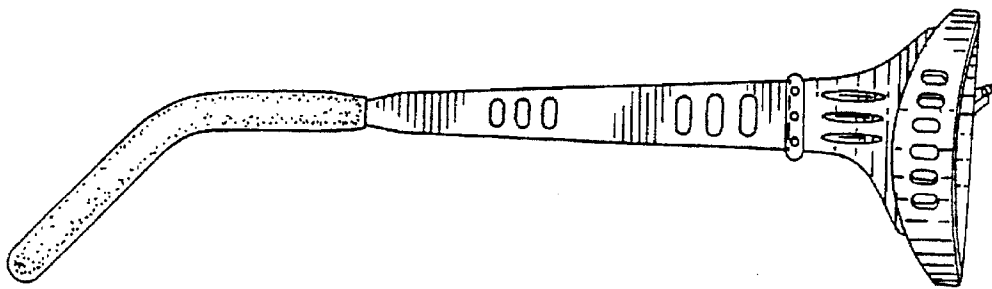


FIG. 7

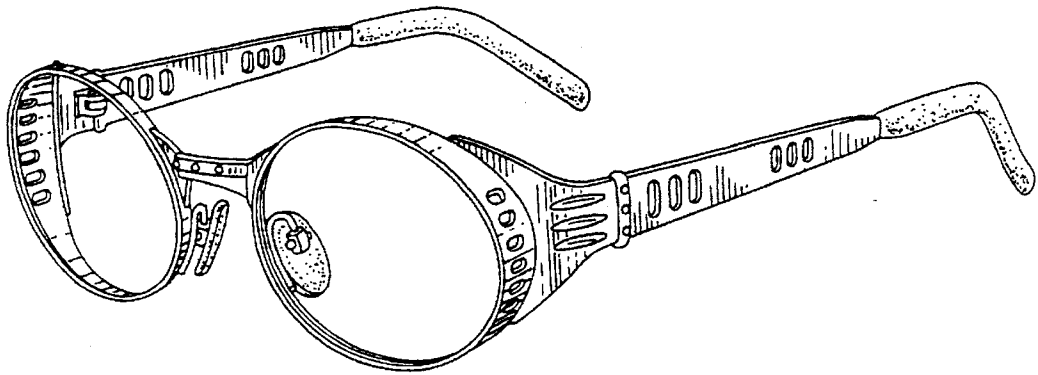


FIG. 8

