



US00D937861S

(12) **United States Design Patent** (10) **Patent No.:** **US D937,861 S**
Torrance (45) **Date of Patent:** **** Dec. 7, 2021**

(54) **DISPLAY SCREEN OR PORTION THEREOF WITH GRAPHICAL USER INTERFACE** 2003/0067477 A1* 4/2003 Hidesawa G06Q 10/00 715/700
2009/0046057 A1* 2/2009 Umezawa G06F 3/04886 345/156
(71) Applicant: **2624491 ONTARIO INC.**, Brampton (CA) 2011/0302526 A1* 12/2011 Thorpe G06Q 30/04 715/788
2012/0204132 A1* 8/2012 Herbst A61N 1/36031 715/854
(72) Inventor: **Michael Torrance**, Brampton (CA) 2015/0205930 A1* 7/2015 Shaanan G06Q 10/00 705/2
(**) Term: **15 Years**

(21) Appl. No.: **29/699,741**

(22) Filed: **Jul. 29, 2019**

(51) **LOC (13) Cl.** **14-04**

(52) **U.S. Cl.**
USPC **D14/486**

(58) **Field of Classification Search**
USPC D14/485–495
CPC G06F 3/048–04897
See application file for complete search history.

(56) **References Cited**

U.S. PATENT DOCUMENTS

D453,166	S *	1/2002	Ording	D14/486
8,935,603	B2 *	1/2015	Kief	G06F 40/143 715/234
9,148,349	B1 *	9/2015	Burr	G06F 3/0605
9,183,545	B2 *	11/2015	Altberg	G06Q 10/10
9,195,973	B1 *	11/2015	Trandal	G06Q 10/20
D748,114	S *	1/2016	Leyon	D14/486
D757,758	S *	5/2016	Kim	D14/485
D770,510	S *	11/2016	Pitman	D14/486
D809,530	S *	2/2018	Matheson	D14/485
D813,890	S *	3/2018	Pitman	D14/486
D817,986	S *	5/2018	Iketsuki	D14/486
D875,124	S *	2/2020	Yan	D14/486
D891,457	S *	7/2020	Hardy	D14/486
D895,640	S *	9/2020	Van Gerbig	D14/485
D896,264	S *	9/2020	Hardy	D14/486
D902,231	S *	11/2020	Cadow	D14/486
D919,636	S *	5/2021	Walsh	D14/485

OTHER PUBLICATIONS

Introduction to GUI Building, by Saleem Gul and Tomas Pavek; dated to Feb. 3, 2019, netbeans.apache.org [online]. Retrieved May 8, 2021 from internet <URL:https://web.archive.org/web/20190203223336/http://netbeans.apache.org/kb/docs/java/gui-functionality.html> (Year: 2019).*

* cited by examiner

Primary Examiner — Andrew T Nemeth


(57) **CLAIM**

I claim the ornamental design for a display screen or portion thereof with graphical user interface, as shown and described.

DESCRIPTION

FIG. 1 shows a first embodiment of a display screen or portion thereof with graphical user interface showing our new design; FIG. 2 shows a second embodiment of the display screen or portion thereof with graphical user interface; and, FIG. 3 shows a third embodiment of the display screen or portion thereof with graphical user interface. The broken lines showing a display screen or portion thereof and portions of the graphical user interface, including all lined-through text, form no part of the claimed design.

1 Claim, 3 Drawing Sheets



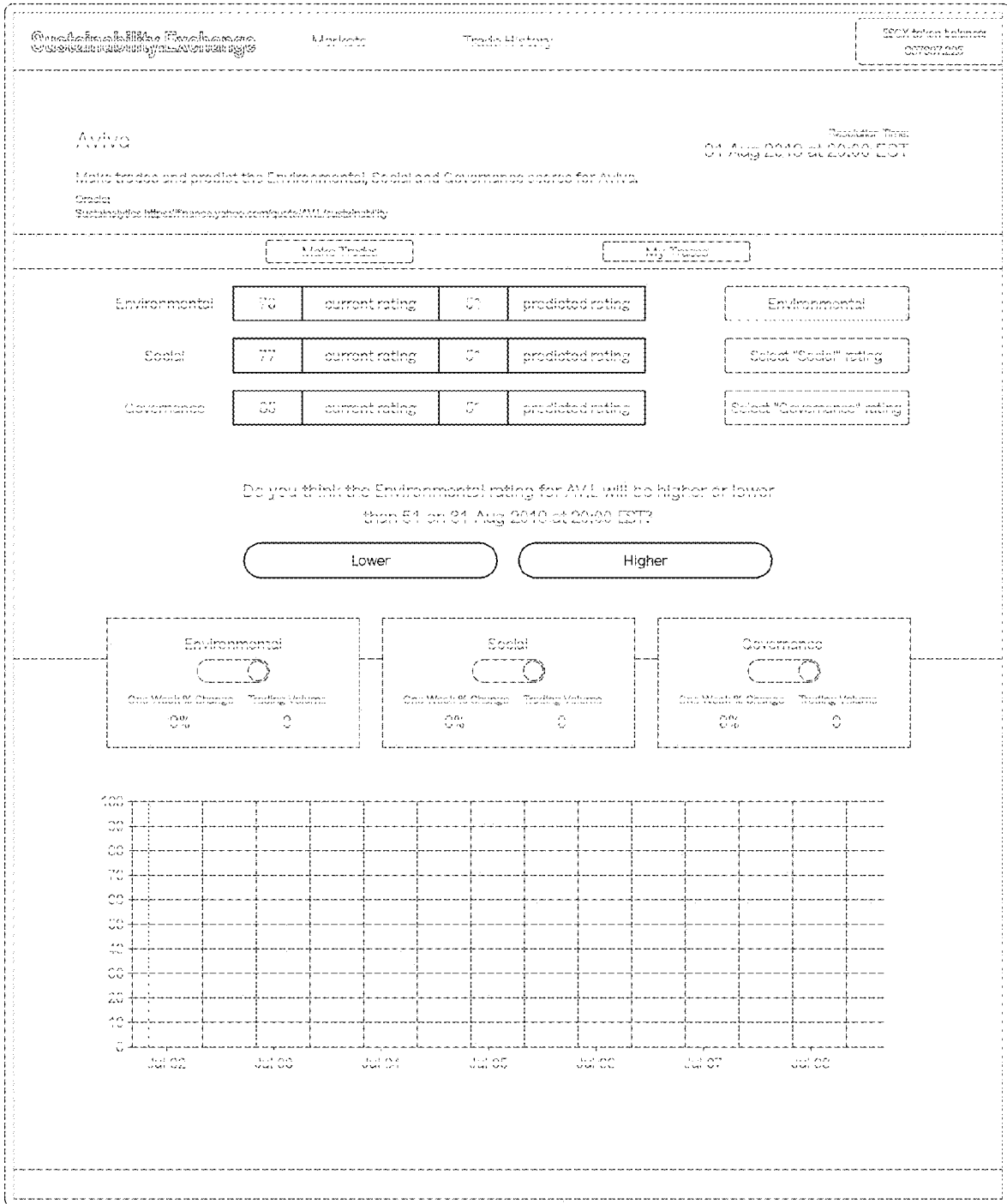


FIG. 1

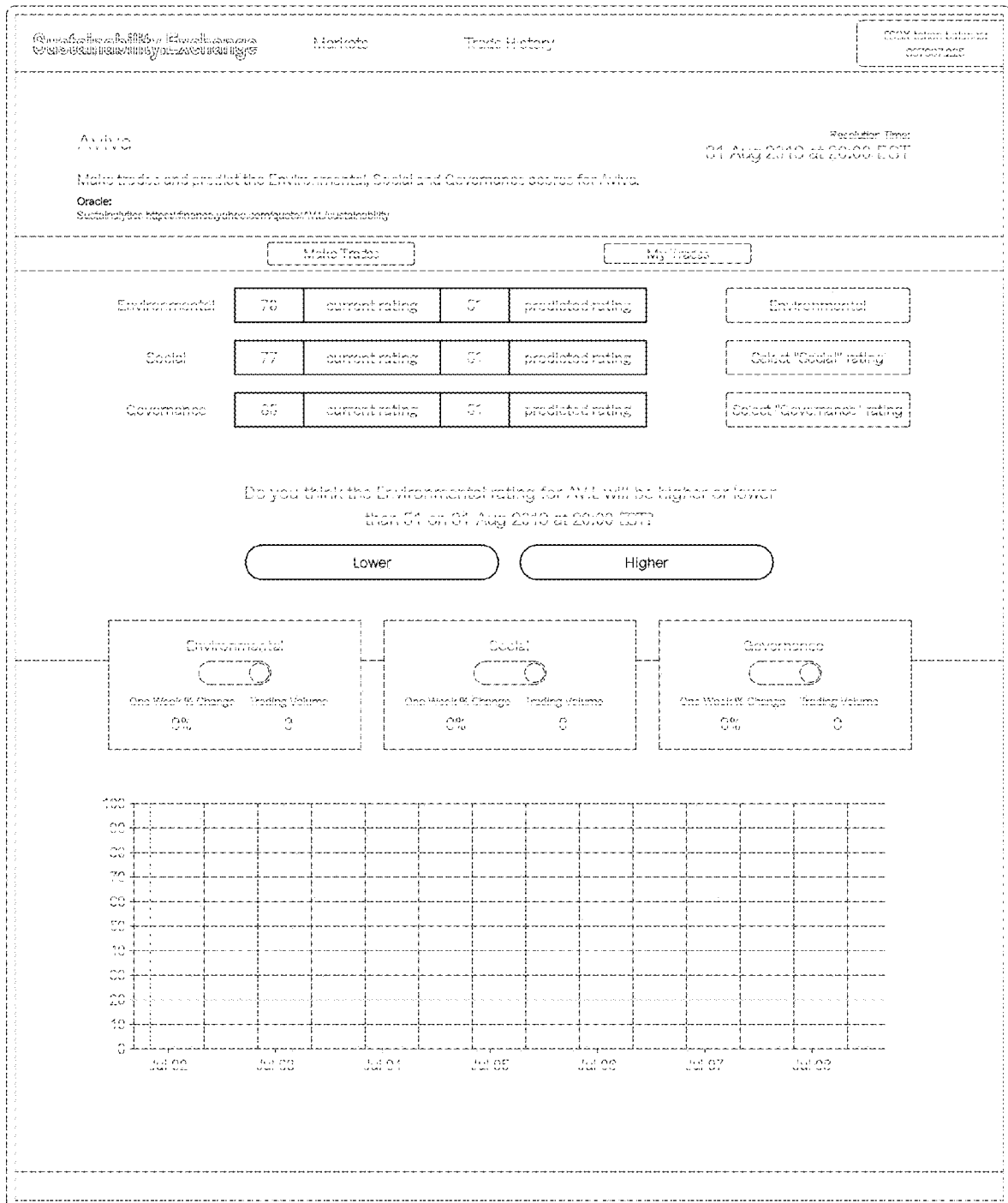


FIG. 2

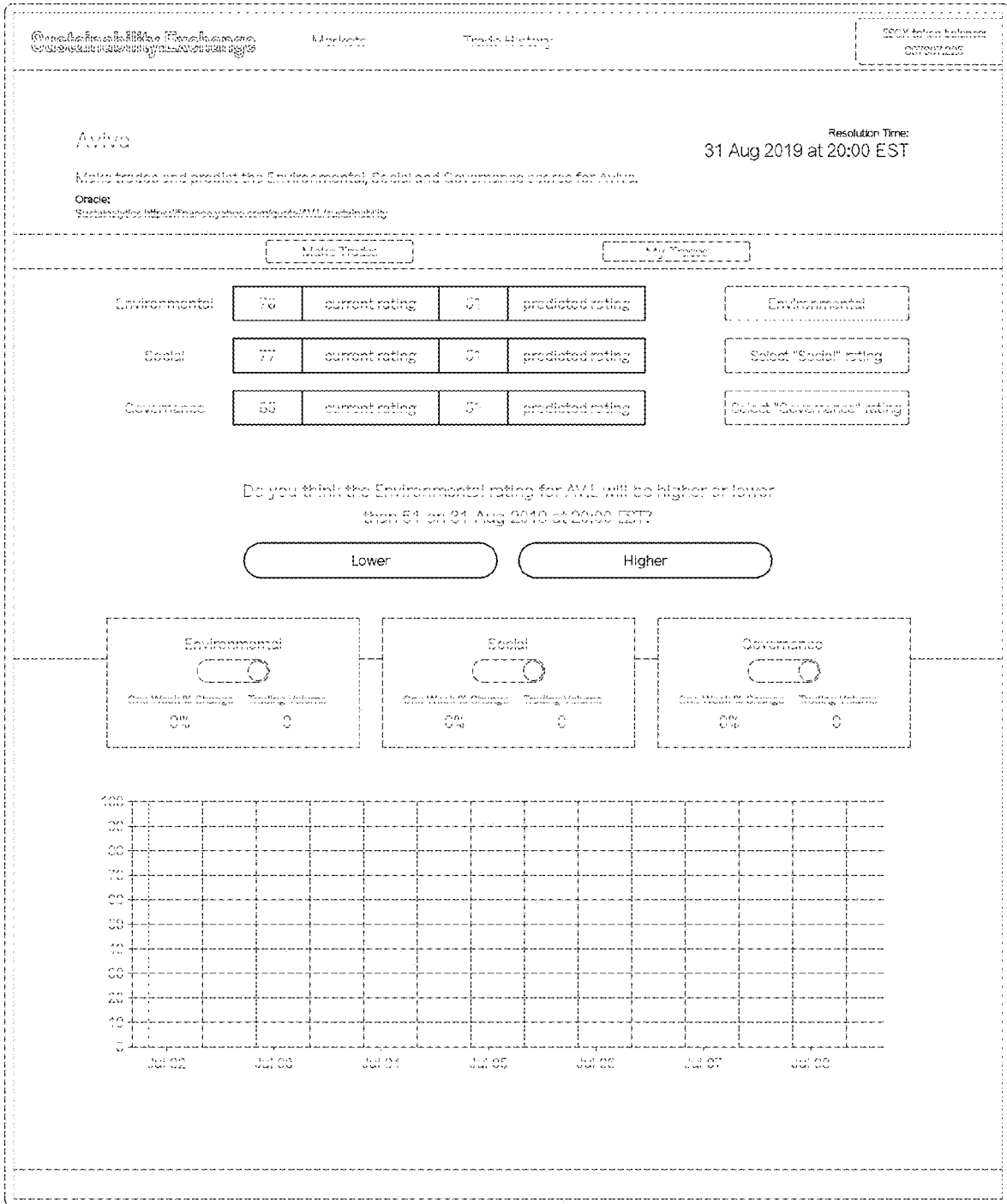


FIG. 3