



(12) **United States Design Patent**  
**Ortins et al.**

(10) **Patent No.:** **US D1,030,509 S**  
(45) **Date of Patent:** **\*\* Jun. 11, 2024**

(54) **SHAVING RAZOR CARTRIDGE DISPENSER**

(71) Applicant: **The Gillette Company LLC**, Boston, MA (US)

(72) Inventors: **Marc Philip Ortins**, Reading, MA (US); **Kyra Cecelia Post**, Cambridge, MA (US)

(73) Assignee: **The Gillette Company LLC**, Boston, MA (US)

(\*\*) Term: **15 Years**

(21) Appl. No.: **29/795,562**

(22) Filed: **Jun. 18, 2021**

(51) **LOC (14) Cl.** ..... **09-03**

(52) **U.S. Cl.** ..... **D9/749; D9/736**  
USPC

(58) **Field of Classification Search**  
USPC ..... D9/424, 425, 455, 456, 722, 732, 735, D9/736, 748, 749, 756, 758, 759, 760, D9/761

CPC ..... B65D 2581/055; B65D 2585/363; B65D 21/0212

See application file for complete search history.

D366,611 S	1/1996	Poisson	
5,518,114 A	5/1996	Kohring et al.	
5,636,442 A *	6/1997	Wain	A45D 27/225 206/359
D398,523 S	9/1998	Poisson et al.	
D417,146 S *	11/1999	St. Pierre	D9/732
D430,013 S	8/2000	Shurtleff et al.	
D436,730 S *	1/2001	Dembicks	D3/313
D437,116 S *	2/2001	Dembicks	D3/313
D487,651 S *	3/2004	Bloch	D6/678.3
D503,893 S	4/2005	Kohring	
D531,518 S	11/2006	Ramm et al.	
D584,083 S *	1/2009	Nielsen	D6/702
D596,047 S	7/2009	Wonderley	
D609,056 S *	2/2010	Pierce	D7/541

(Continued)

**FOREIGN PATENT DOCUMENTS**

CN	307479489	*	8/2022
CN	307606743	*	10/2022

(Continued)

*Primary Examiner* — W. A. Teddy Falloway  
*Assistant Examiner* — Amanda Kay Birdwell  
(74) *Attorney, Agent, or Firm* — John M. Lipchitz

(57) **CLAIM**

The ornamental design for a shaving razor cartridge dispenser, as shown and described.

(56) **References Cited**

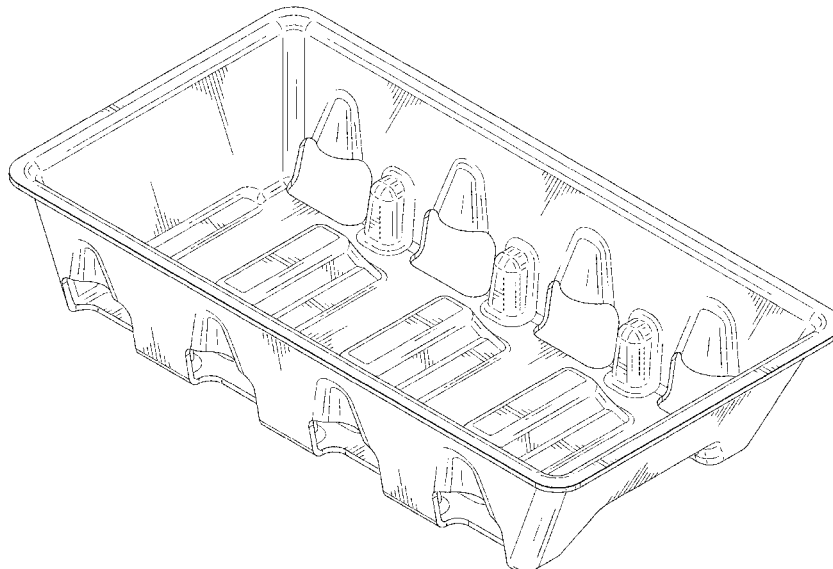
**U.S. PATENT DOCUMENTS**

D121,947 S *	8/1940	Broemmelsiek	229/120.16
D199,200 S *	9/1964	Fritsche et al.	D9/732
D228,882 S *	10/1973	Bish	D9/456
D231,198 S *	4/1974	Cassell et al.	D9/736
D244,580 S	6/1977	Keough	
D249,637 S *	9/1978	Iten	D9/736
D256,996 S *	9/1980	Kiraly	D9/736
D267,542 S *	1/1983	Paone	D9/456
4,832,208 A *	5/1989	Finnegan	A47B 97/00 211/74
D312,568 S	12/1990	Gray	

**DESCRIPTION**

FIG. 1 is a front perspective view of a design of a shaving razor cartridge dispenser showing our new design; FIG. 2 is a front view thereof; FIG. 3 is a rear view thereof; FIG. 4 is a right side view thereof; FIG. 5 is a left side view thereof; FIG. 6 is a top view thereof; FIG. 7 is a bottom view thereof, and, FIG. 8 is rear perspective view thereof.

**1 Claim, 6 Drawing Sheets**



(56)

**References Cited**

U.S. PATENT DOCUMENTS

D616,250 S \* 5/2010 Peyton ..... D7/553.3  
D627,646 S \* 11/2010 Li ..... D9/456  
D630,526 S 1/2011 Wonderley et al.  
D643,751 S 8/2011 Wonderley et al.  
D690,589 S \* 10/2013 Von Sprecken ..... D9/425  
D827,451 S \* 9/2018 Parikh ..... D9/756  
10,154,646 B2 \* 12/2018 Clark ..... A01J 19/00  
D922,129 S \* 6/2021 Li ..... D7/354  
D928,612 S \* 8/2021 Picken ..... D9/456  
2018/0162624 A1 \* 6/2018 Bergeron ..... B65D 81/05

FOREIGN PATENT DOCUMENTS

CN 307606744 \* 10/2022  
ID A00202104134-0001 \* 3/2022  
WO D218923-001 \* 6/2022  
WO D218923-002 \* 6/2022  
WO D218923-003 \* 6/2022

\* cited by examiner

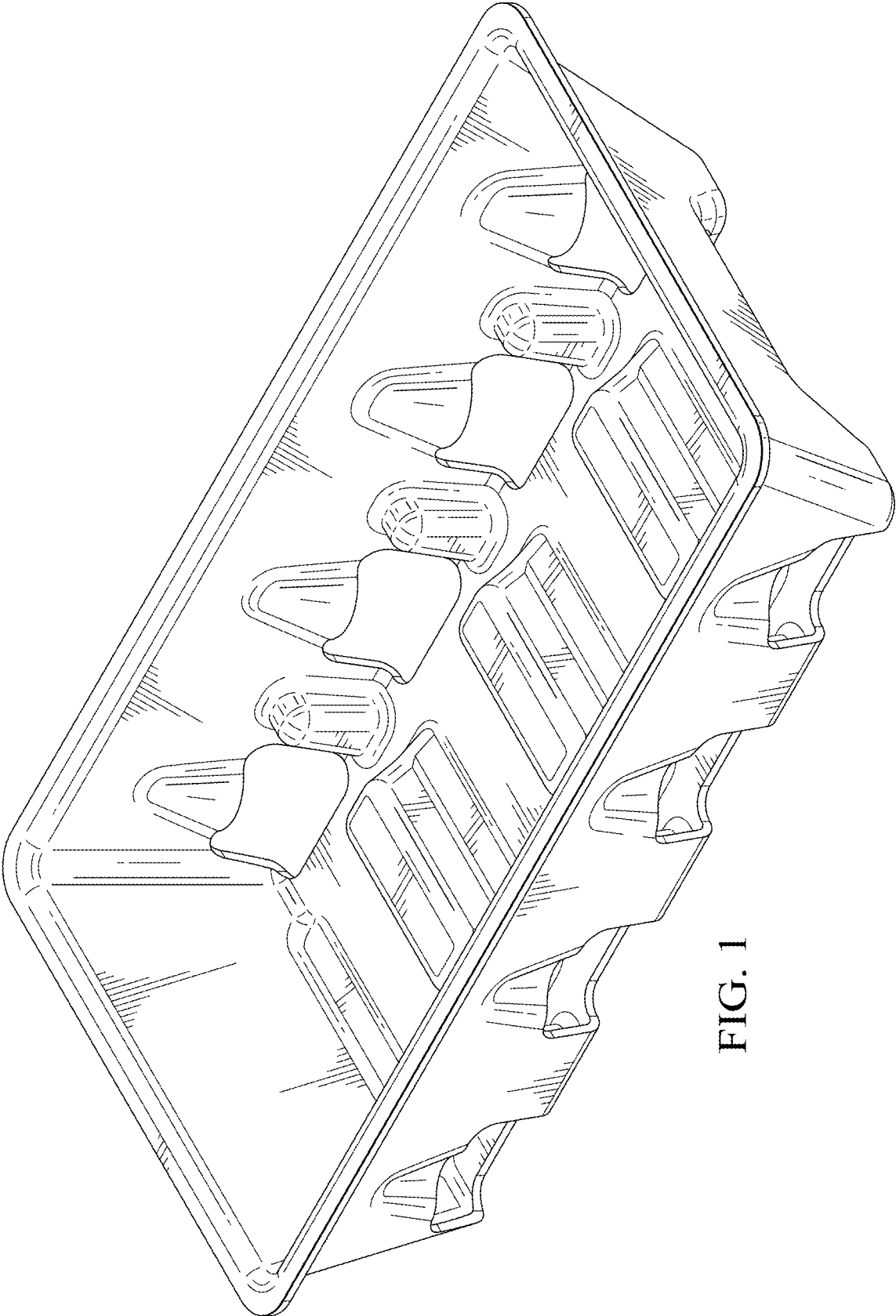


FIG. 1

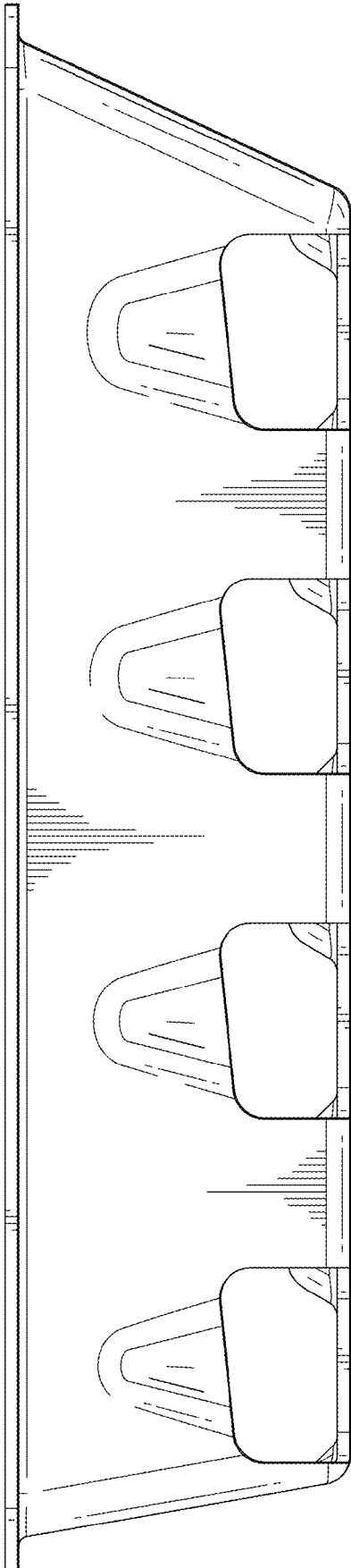


FIG. 2

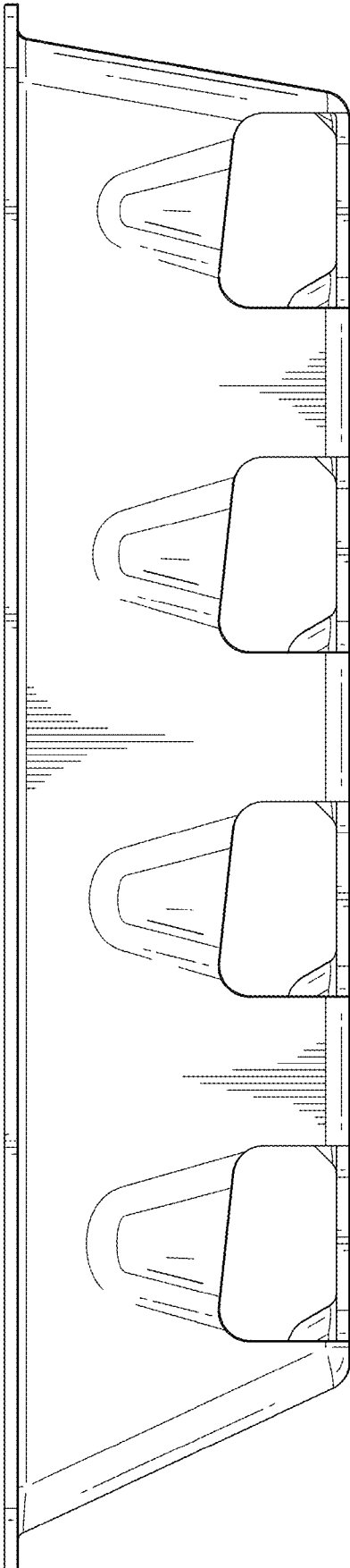


FIG. 3

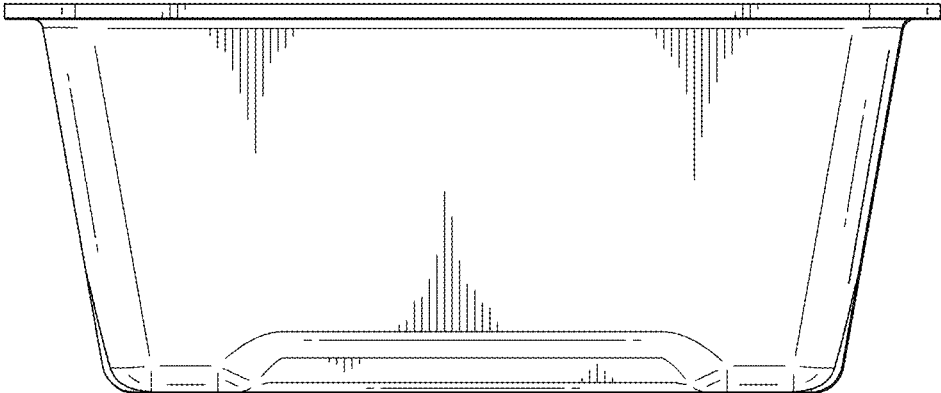


FIG. 4

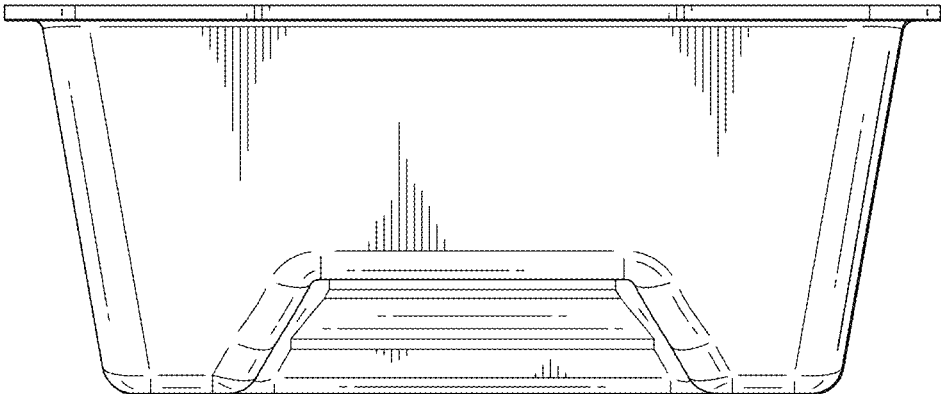


FIG. 5

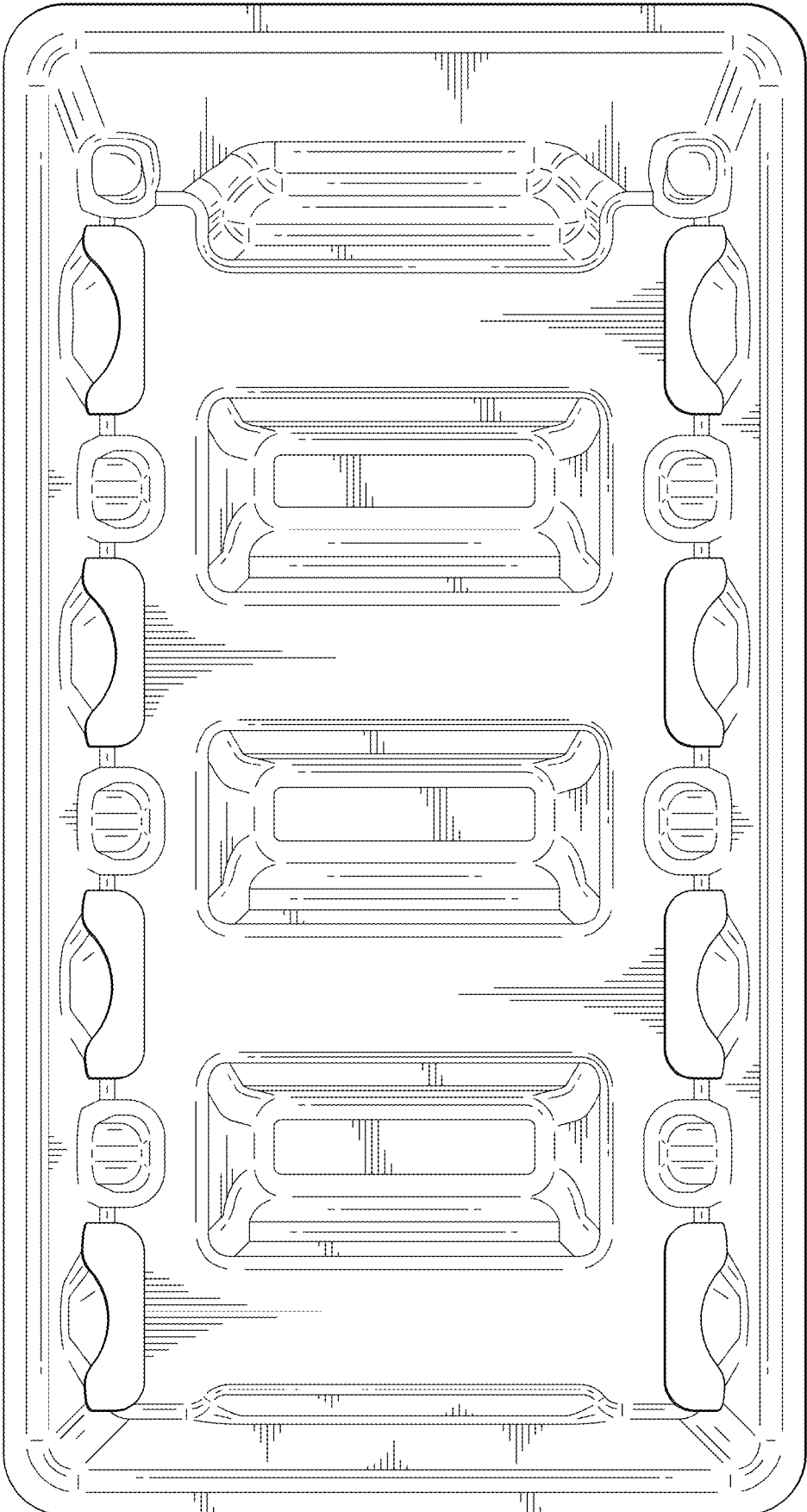


FIG. 6

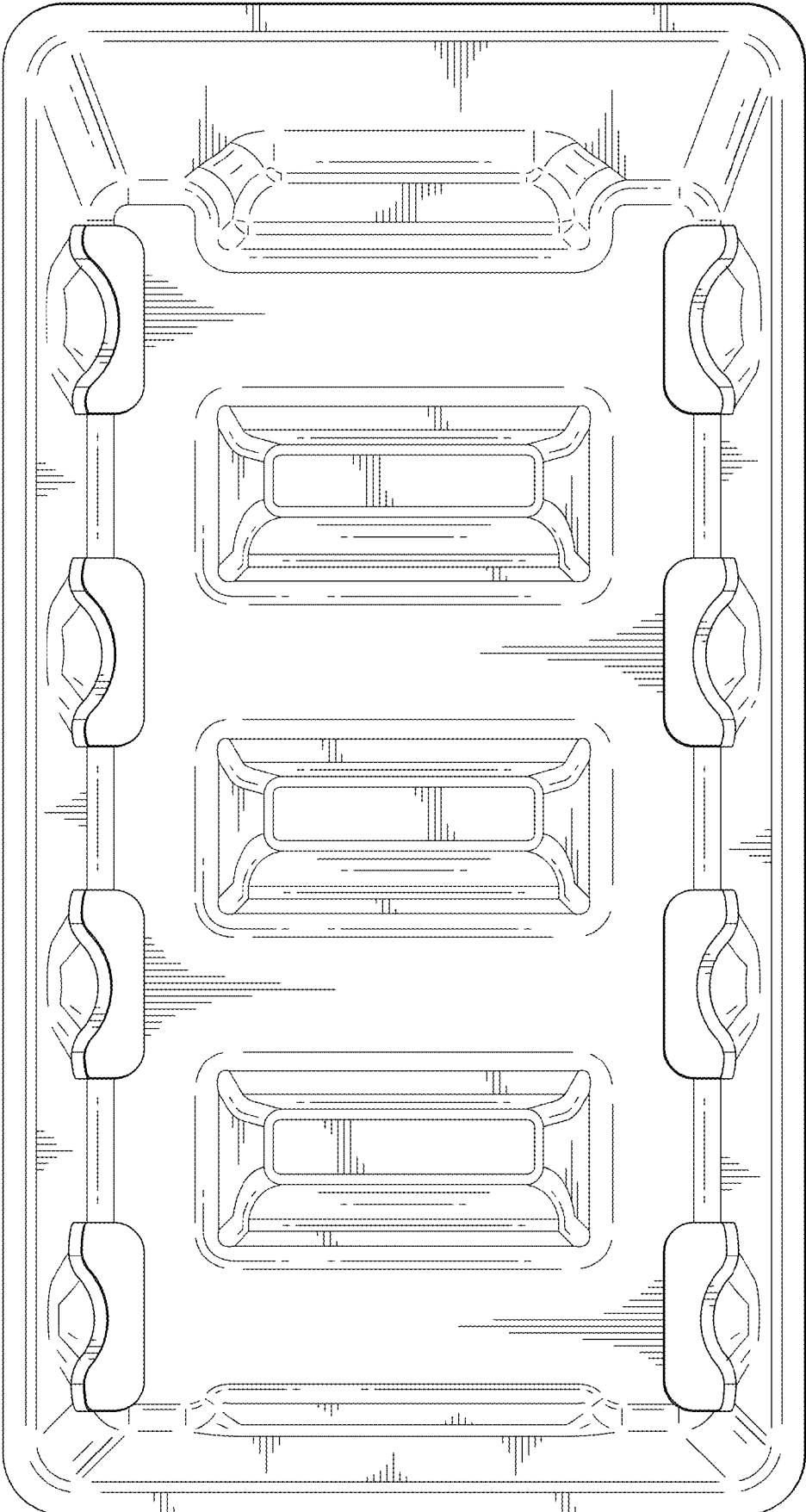


FIG. 7

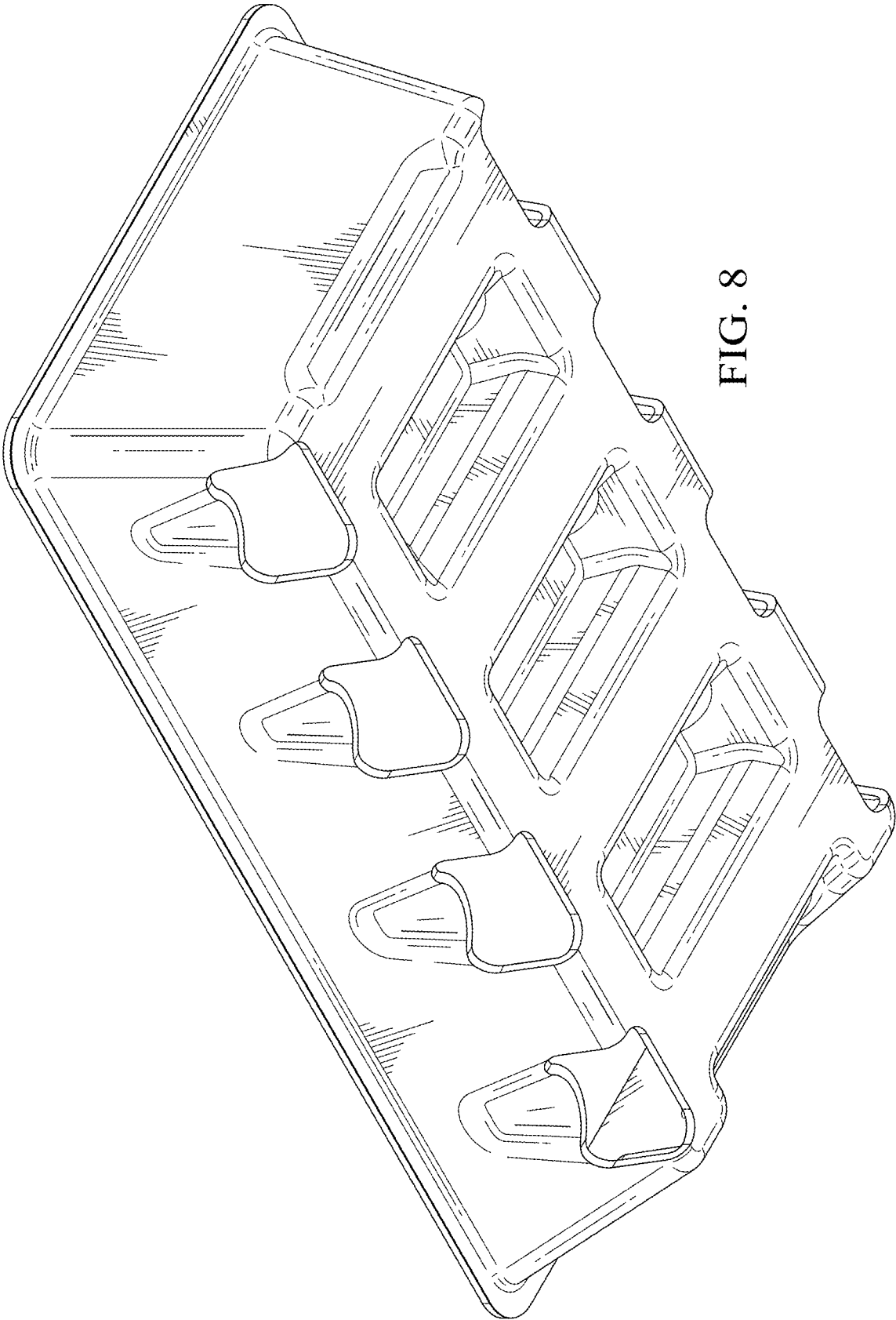


FIG. 8