



US00D418210S

United States Patent [19]
Roesch

[11] **Patent Number: Des. 418,210**
[45] **Date of Patent: ** Dec. 28, 1999**

- [54] **CONDUIT FITTING**
- [75] Inventor: **Mark A. Roesch**, Brecksville, Ohio
- [73] Assignee: **The Lamson & Sessions Co.**,
Cleveland, Ohio
- [**] Term: **14 Years**
- [21] Appl. No.: **29/093,018**
- [22] Filed: **Sep. 1, 1998**
- [51] **LOC (6) Cl.** **23-01**
- [52] **U.S. Cl.** **D23/262**
- [58] **Field of Search** D23/259, 262;
D24/129; 285/34, 35, 148.1, 144.1, 333,
390, 238

D. 222,469	10/1971	Plummer	D23/262
D. 320,841	10/1991	Breadmont	D23/262
2,790,680	4/1957	Rosholt	285/238
3,154,632	10/1964	Browne	285/148.1
3,650,549	3/1972	Pepper	285/148.1

Primary Examiner—Alan P. Douglas
Assistant Examiner—Reid Hecker
Attorney, Agent, or Firm—Jones, Day, Reavis & Pogue

[57] **CLAIM**

The ornamental design for a conduit fitting, as shown and described.

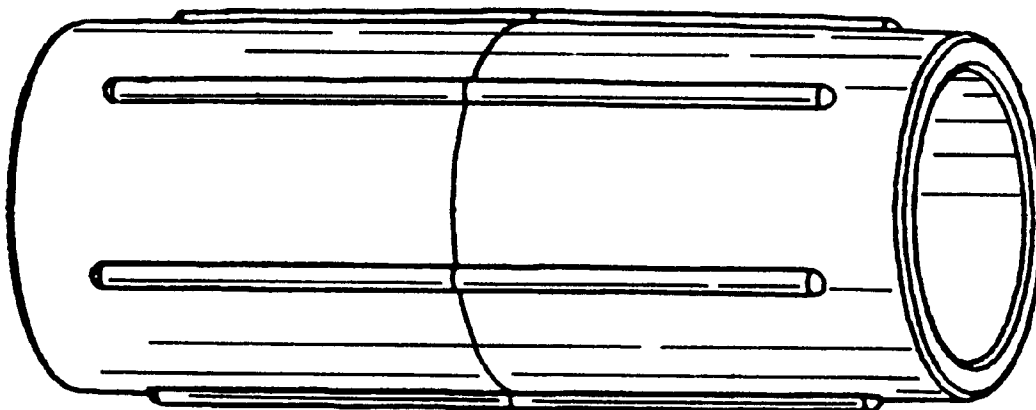
DESCRIPTION

FIG. 1 is an oblique view of the conduit fitting;
FIG. 2 is a side view thereof; and,
FIG. 3 is an end view thereof, it being understood that the
opposite end is a mirror image thereof.

- [56] **References Cited**
U.S. PATENT DOCUMENTS

D. 122,386 9/1940 Cafiero D23/259

1 Claim, 1 Drawing Sheet



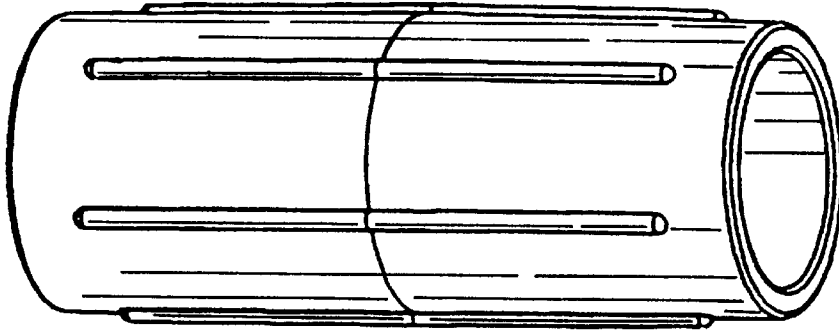


Fig. 1




Fig. 2

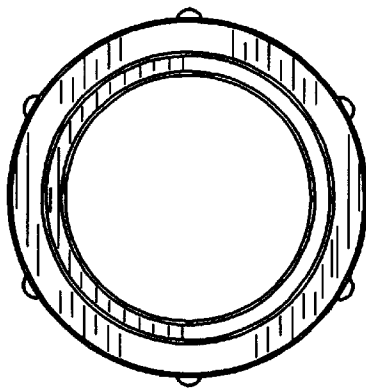


Fig. 3