



US00D726608S

(12) **United States Design Patent**  
**Curic et al.**

(10) **Patent No.:** **US D726,608 S**

(45) **Date of Patent:** **\*\* Apr. 14, 2015**

(54) **VEHICLE REAR SPOILER**  
(71) Applicant: **Ford Motor Company**, Dearborn, MI (US)

D625,232 S \* 10/2010 Borkert ..... D12/181  
D659,615 S \* 5/2012 Varga ..... D12/181  
D669,005 S \* 10/2012 Varga ..... D12/181

(72) Inventors: **Kemal Curic**, West Bloomfield, MI (US); **Darrell Behmer**, Novi, MI (US); **Christopher Svensson**, Clemsford (GB); **Moray Callum**, Ann Arbor, MI (US); **Joel Piaskowski**, Dusseldorf (DE)

Ronan Glon. Ford Reveals one-off F-35-Inspired 2015 Mustang GT. Jul. 25, 2014 [online], [retrieved on Aug. 27, 2014] Retrieved from the Internet <URL: <http://www.leftlanenews.com/ford-mustang-gt-f-35-lightening-ii-edition.html>>.

2016 Ford Mustang SVT Spied 'Ring testing once again. [retrieved on Aug. 27, 2014] Retrieved from the Internet <URL: <http://www.worldcarfans.com/114071878374/2013-ford-mustang-svt-spied-ring-testing-once-again.html>>.

(73) Assignee: **Ford Motor Company**, Dearborn, MI (US)

(\*\*) Term: **14 Years**

\* cited by examiner

(21) Appl. No.: **29/507,216**

*Primary Examiner* — Katrina A Betton

(74) *Attorney, Agent, or Firm* — Damian Porcari

(22) Filed: **Oct. 24, 2014**

(51) **LOC (10) Cl.** ..... **12-08**

(52) **U.S. Cl.**  
USPC ..... **D12/181**

(57) **CLAIM**

The ornamental design for a vehicle rear spoiler, as shown and described.

(58) **Field of Classification Search**  
USPC ..... D12/181, 191, 196, 400, 190, 88;  
280/727, 770, 848; 296/180.01-180.5,  
296/91; 180/903  
See application file for complete search history.

**DESCRIPTION**


FIG. 1 is a top left perspective view of a vehicle rear spoiler; FIG. 2 is a top right perspective view thereof; FIG. 3 is a top rear perspective view thereof; FIG. 4 is a front elevational view thereof; FIG. 5 is a rear elevational view thereof; FIG. 6 is a left side elevational view thereof; FIG. 7 is a right side elevational view thereof; FIG. 8 is a top plan view thereof; and, FIG. 9 is a bottom plan view thereof.

(56) **References Cited**

U.S. PATENT DOCUMENTS

D585,799 S \* 2/2009 Kim ..... D12/181  
D586,711 S \* 2/2009 Sato ..... D12/181  
D599,264 S \* 9/2009 Akasawa et al. .... D12/181  
D605,993 S \* 12/2009 Furuhashi et al. .... D12/181

**1 Claim, 9 Drawing Sheets**







Figure 1



Figure 2

Figure 3







Figure 4



Figure 5



*Figure 6*



*Figure 7*






Figure 8




Figure 9