



US00D709606S

(12) **United States Design Patent**
Sinur et al.

(10) **Patent No.:** **US D709,606 S**

(45) **Date of Patent:** **** Jul. 22, 2014**

(54) **RANGE HOOD**

(71) Applicant: **Broan-Nutone LLC**, Hartford, WI (US)

(72) Inventors: **Richard R. Sinur**, West Bend, WI (US);
Gregory T. Ruggles, Hartford, WI (US);
Brian R. Wellnitz, Grafton, WI (US)

(73) Assignee: **Broan-NuTone LLC**, Hartford, WI (US)

(**) Term: **14 Years**

(21) Appl. No.: **29/458,592**

(22) Filed: **Jun. 20, 2013**

(51) **LOC (10) Cl.** **23-04**

(52) **U.S. Cl.**
USPC **D23/372**

(58) **Field of Classification Search**
USPC D23/370–385, 411–414, 365; 415/60,
415/66, 68, 208.1, 213.1, 214.1; 310/257;
361/695; 126/299 D, 299 R
See application file for complete search history.

(56) **References Cited**

U.S. PATENT DOCUMENTS

D179,237 S 11/1956 Bernstein
2,993,428 A 7/1961 Wermager

(Continued)

FOREIGN PATENT DOCUMENTS

BX 13264-001 10/1984
CN 3030871 3/1995

(Continued)

OTHER PUBLICATIONS

Maytag 30 in. Non-Vented Range Hood in Stainless Steel Model # UXT4030AYS, Home Depot, Review Published Jul. 9, 2011; <http://www.homedepot.com/p/Maytag-30-in-Non-Vented-Range-Hood-in-Stainless-Steel-UXT4030AYS/202832999#customer_reviews>.*

(Continued)

Primary Examiner — Susan Bennett Hattan

Assistant Examiner — Janice Hallmark

(74) *Attorney, Agent, or Firm* — Schwegman Lundberg & Woessner, P.A.

(57) **CLAIM**

We claim the ornamental design for a range hood, as shown and described.

DESCRIPTION

FIG. 1 is a top perspective view of one embodiment of a range hood;

FIG. 2 is a bottom perspective view of one embodiment of a range hood of FIG. 1;

FIG. 3 is a top view of one embodiment of a range hood of FIG. 1;

FIG. 4 is a front view of one embodiment of a range hood of FIG. 1;

FIG. 5 is a side view of one embodiment of a range hood of FIG. 1;

FIG. 6 is a rear view of one embodiment of a range hood of FIG. 1; and

FIG. 7 is a bottom view of one embodiment of a range hood of FIG. 1.

FIG. 8 is a top perspective view of a second embodiment of a range hood;

FIG. 9 is a bottom perspective view of a second embodiment of a range hood of FIG. 8;

FIG. 10 is a top view of a second embodiment of a range hood of FIG. 8;

FIG. 11 is a front view of a second embodiment of a range hood of FIG. 8;

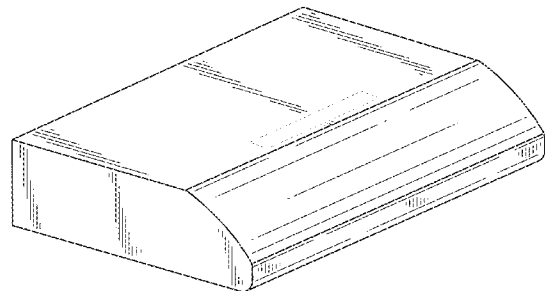
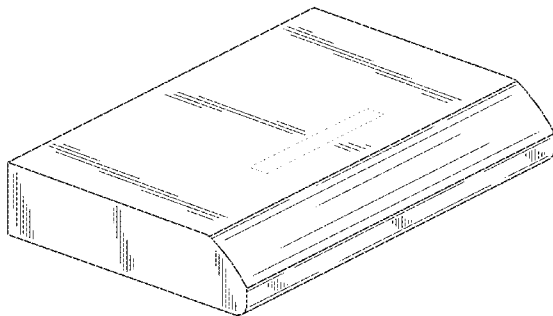
FIG. 12 is a side view of a second embodiment of a range hood of FIG. 8;

FIG. 13 is a rear view of a second embodiment of a range hood of FIG. 8; and,

FIG. 14 is a bottom view of a second embodiment of a range hood of FIG. 8.

The features shown in broken lines depict environmental subject matter only and form no part of the claimed design.

1 Claim, 12 Drawing Sheets



(56)

References Cited

U.S. PATENT DOCUMENTS

3,098,423 A 7/1963 Giannini
 3,690,245 A 9/1972 Ferlise et al.
 4,120,290 A 10/1978 Bowen, Jr. et al.
 4,898,149 A 2/1990 Cohn
 D315,204 S 3/1991 Fleming et al.
 5,027,790 A 7/1991 Chern
 5,305,734 A * 4/1994 Jang 126/299 D
 5,363,837 A 11/1994 Jang
 5,377,665 A 1/1995 Jang
 D361,376 S 8/1995 Isabelle et al.
 D367,319 S 2/1996 Isabelle et al.
 D375,351 S 11/1996 Conforti
 D380,823 S 7/1997 LaZar
 D392,380 S 3/1998 Schrank et al.
 D436,658 S 1/2001 Goulet
 D450,829 S 11/2001 Bothe et al.
 D451,587 S * 12/2001 Goulet D23/372
 6,427,679 B1 * 8/2002 Chen 126/299 R
 D473,297 S 4/2003 Bothe et al.
 D482,769 S 11/2003 Bothe et al.
 6,802,310 B1 * 10/2004 Yeung 126/299 D
 D521,622 S 5/2006 Bothe et al.
 D532,507 S * 11/2006 Vetter D23/372
 D535,150 S * 1/2007 Tse D7/402
 D535,381 S * 1/2007 Chiang et al. D23/372
 D557,786 S * 12/2007 Tse D23/372

D558,322 S * 12/2007 Lebeuf et al. D23/372
 D567,929 S * 4/2008 Tse D23/372
 D571,446 S * 6/2008 Martin et al. D23/372
 D594,956 S * 6/2009 Blanchette et al. D23/372
 D611,590 S * 3/2010 Grey D23/372
 D611,591 S * 3/2010 Grey D23/372
 D676,542 S * 2/2013 Sinur et al. D23/372
 2007/0256681 A1 * 11/2007 Chiang et al. 126/299 R
 2008/0190411 A1 * 8/2008 Chiang et al. 126/299 R
 2011/0036340 A1 * 2/2011 Chu 126/299 D
 2013/0087133 A1 * 4/2013 Davis et al. 126/299 D

FOREIGN PATENT DOCUMENTS

| | | |
|----|---------------|---------|
| CN | 3054964 | 2/1997 |
| CN | 3080825 | 7/1998 |
| KR | 3001672570000 | 6/1994 |
| TW | 124626 | 12/1989 |
| TW | 178333 | 2/1992 |
| TW | 191605 | 9/1992 |
| WO | D041035001 | 10/1997 |

OTHER PUBLICATIONS

Whirlpool 30" and 36" Range Hood Models UXT3030AY/
 UXT3036AY Installation Instructions and Use & Care Guide © 2011
 <http://www.whirlpool.ca/digitalassets/UXT3030AYB/Use%/20and%20/20Care_EN.pdf>.*

* cited by examiner

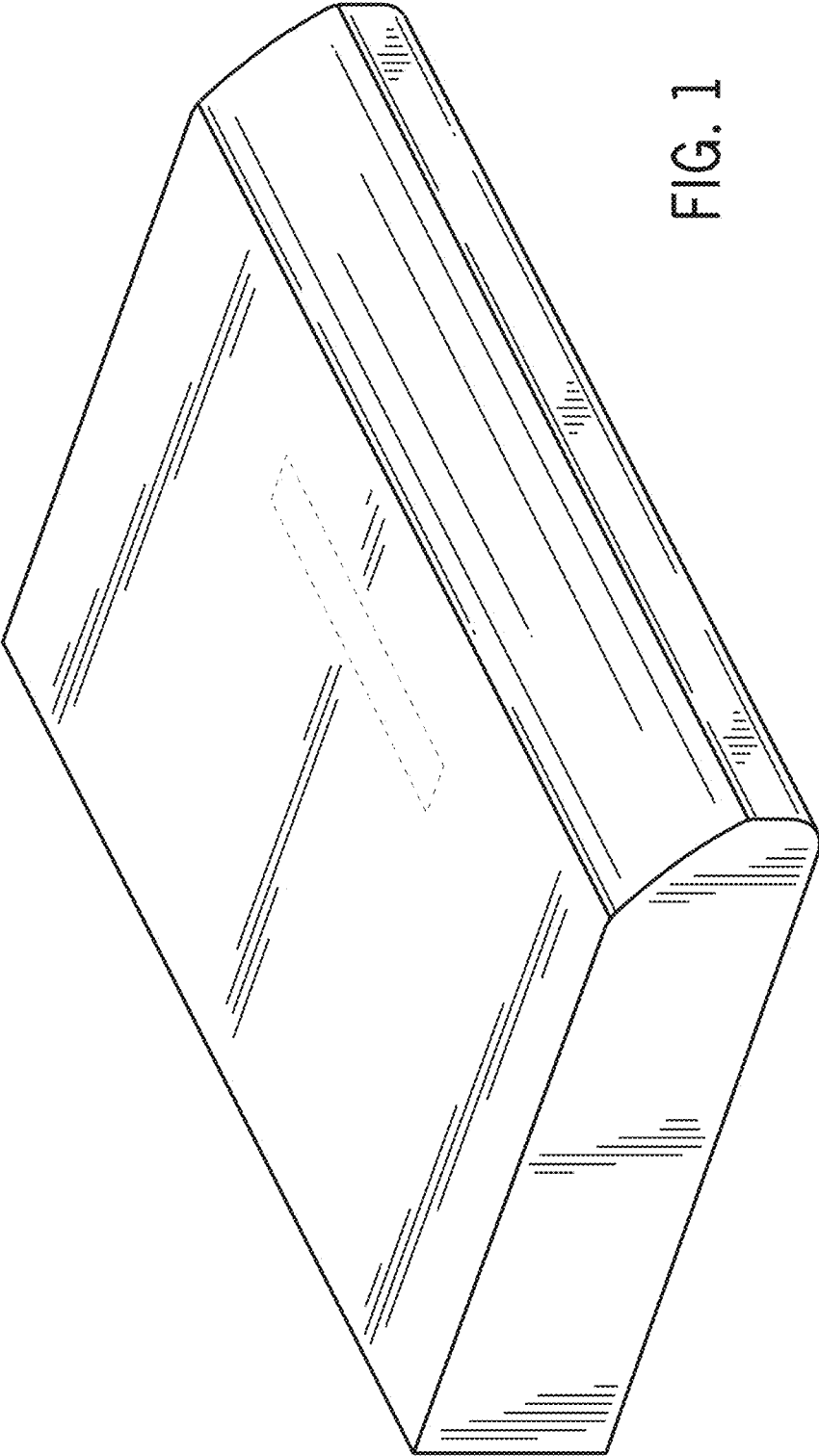


FIG. 1

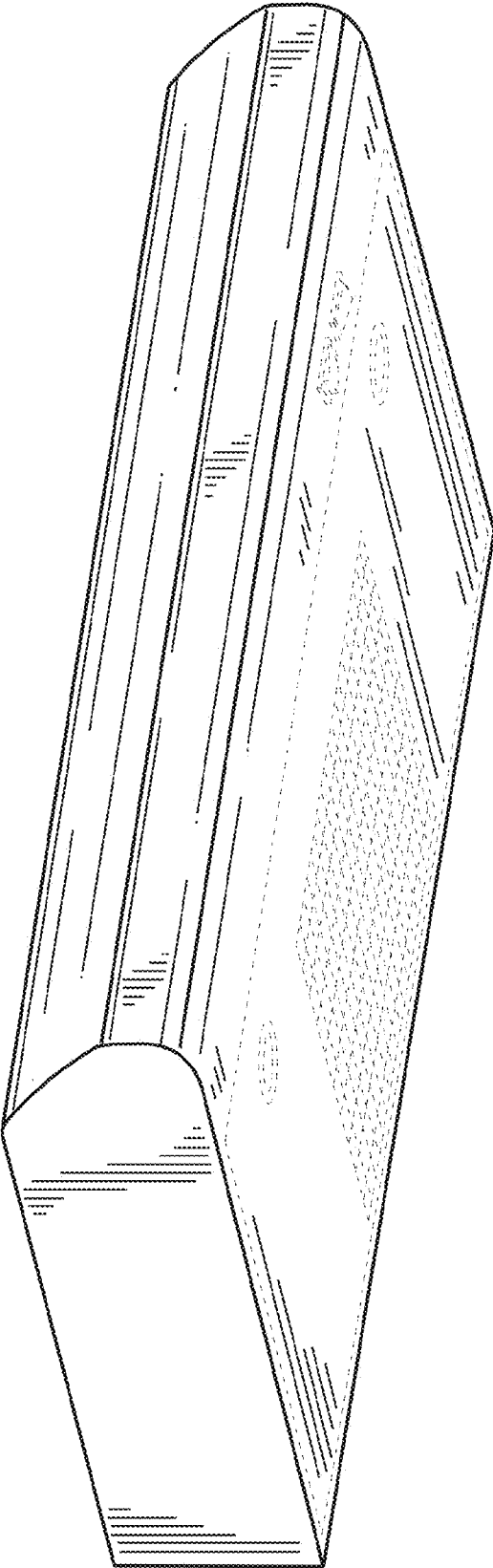


FIG. 2

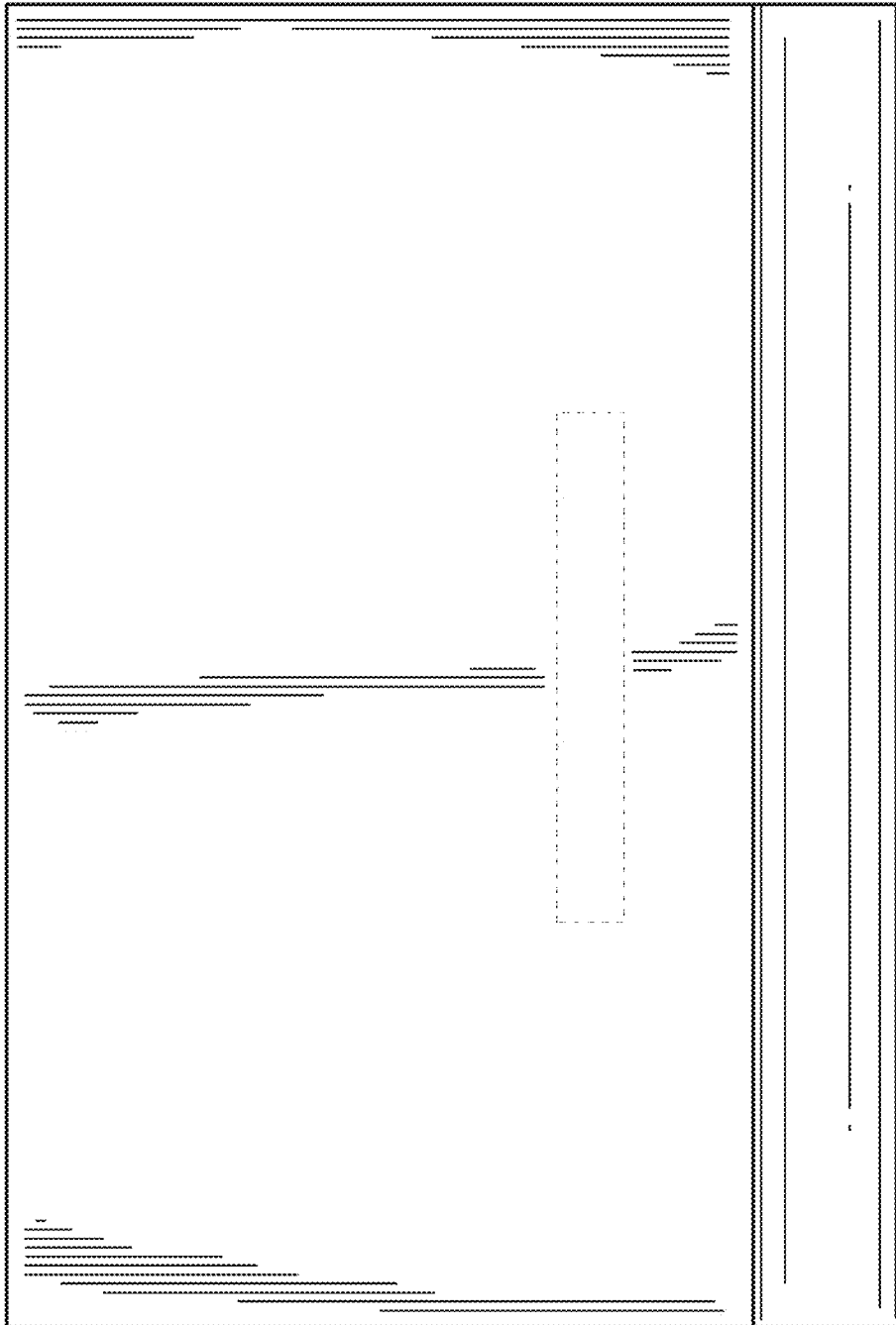


FIG. 3

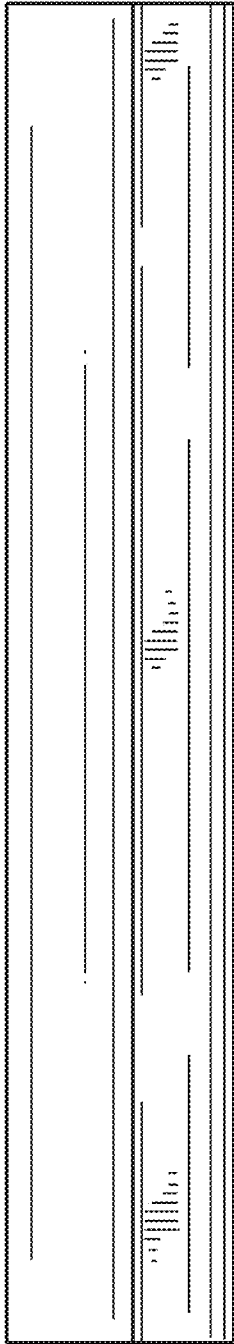


FIG. 4

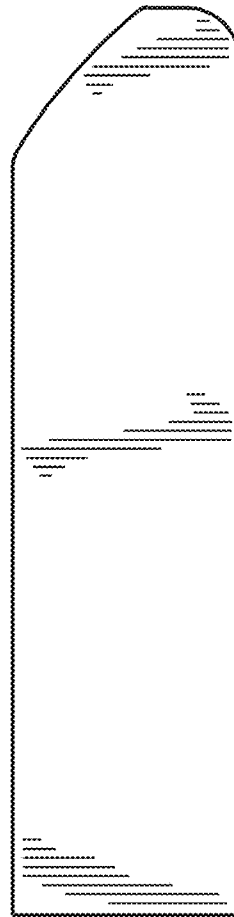


FIG. 5




FIG. 6




FIG. 7

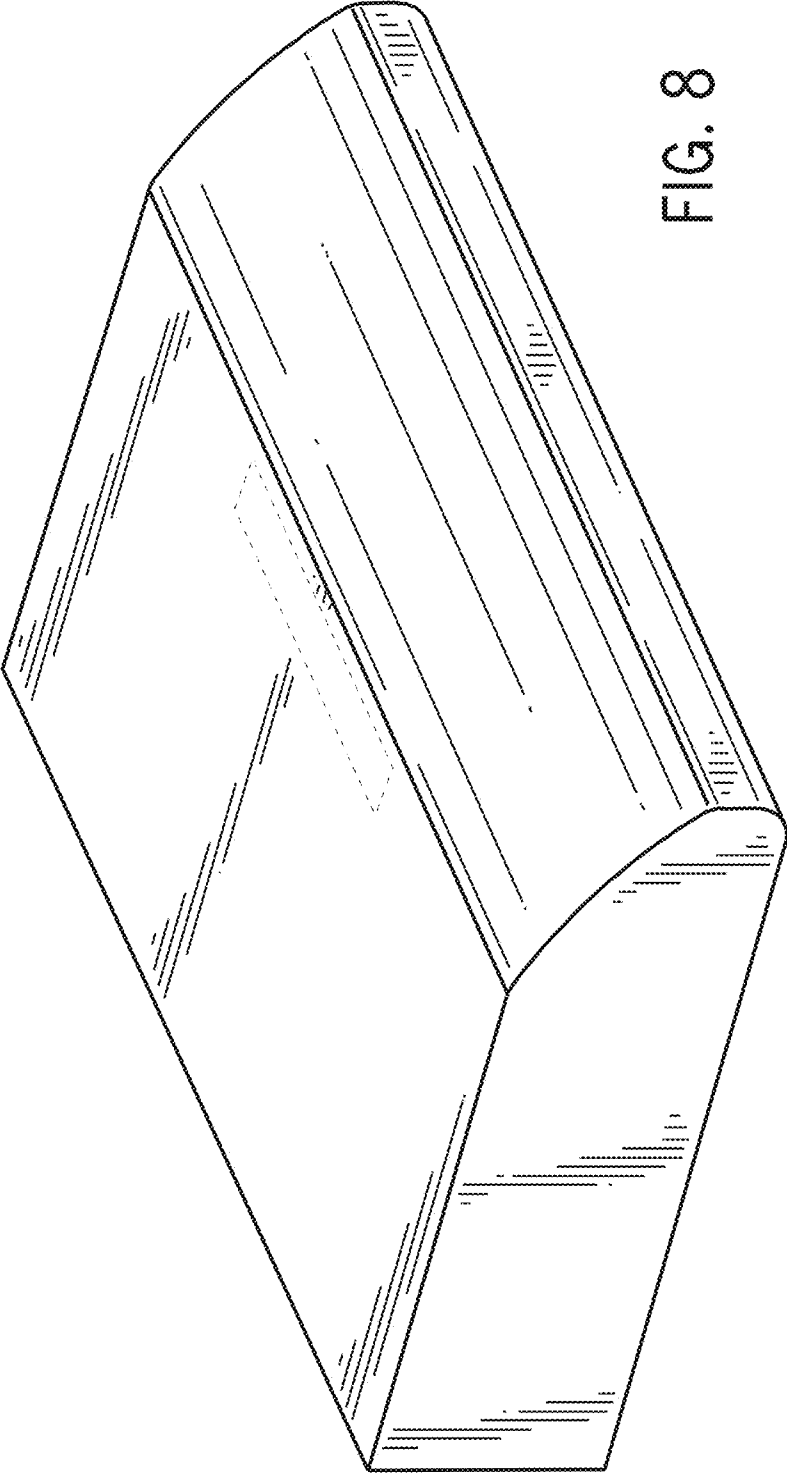



FIG. 8

FIG. 9



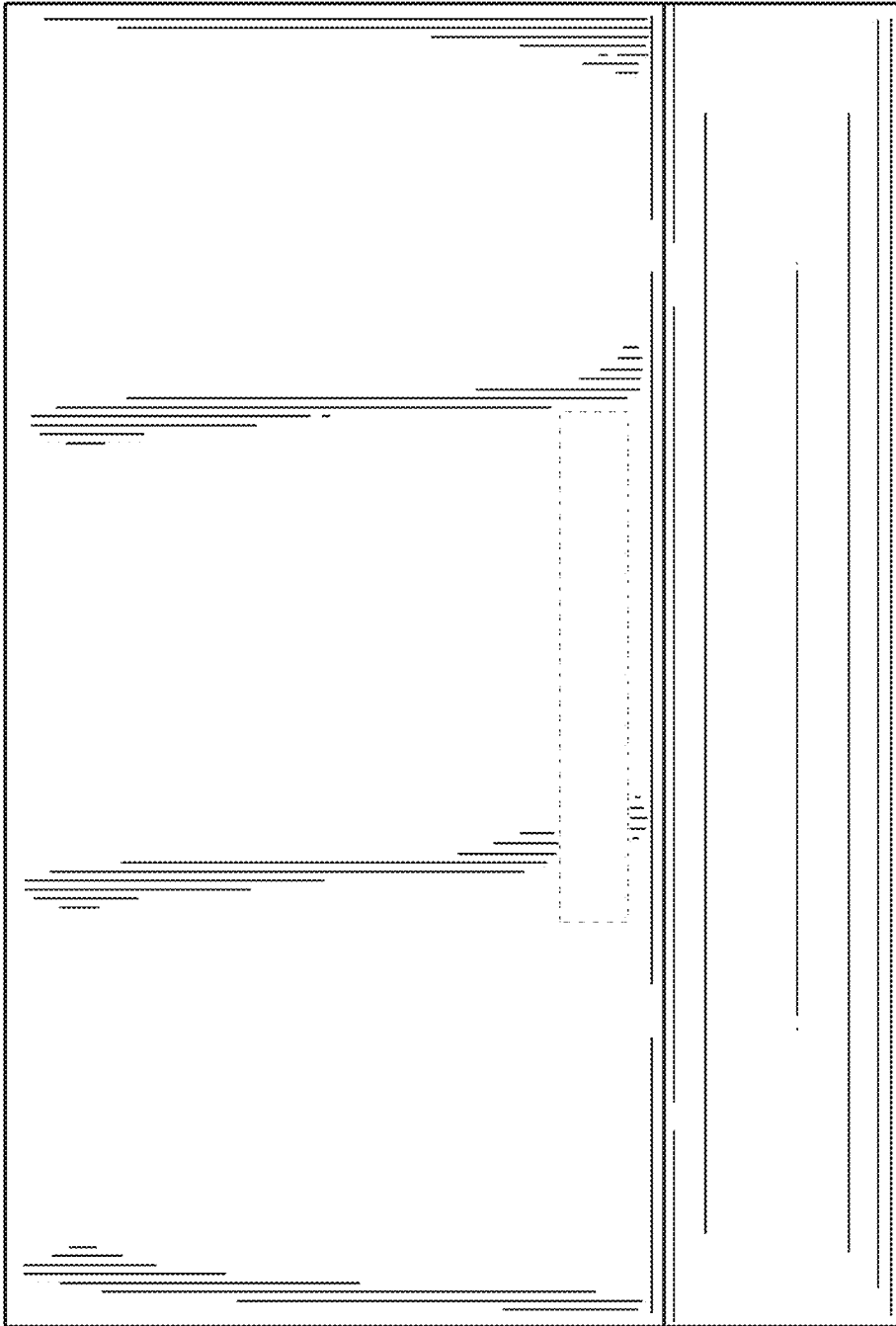


FIG. 10




FIG. 11




FIG. 12




FIG. 13




FIG. 14