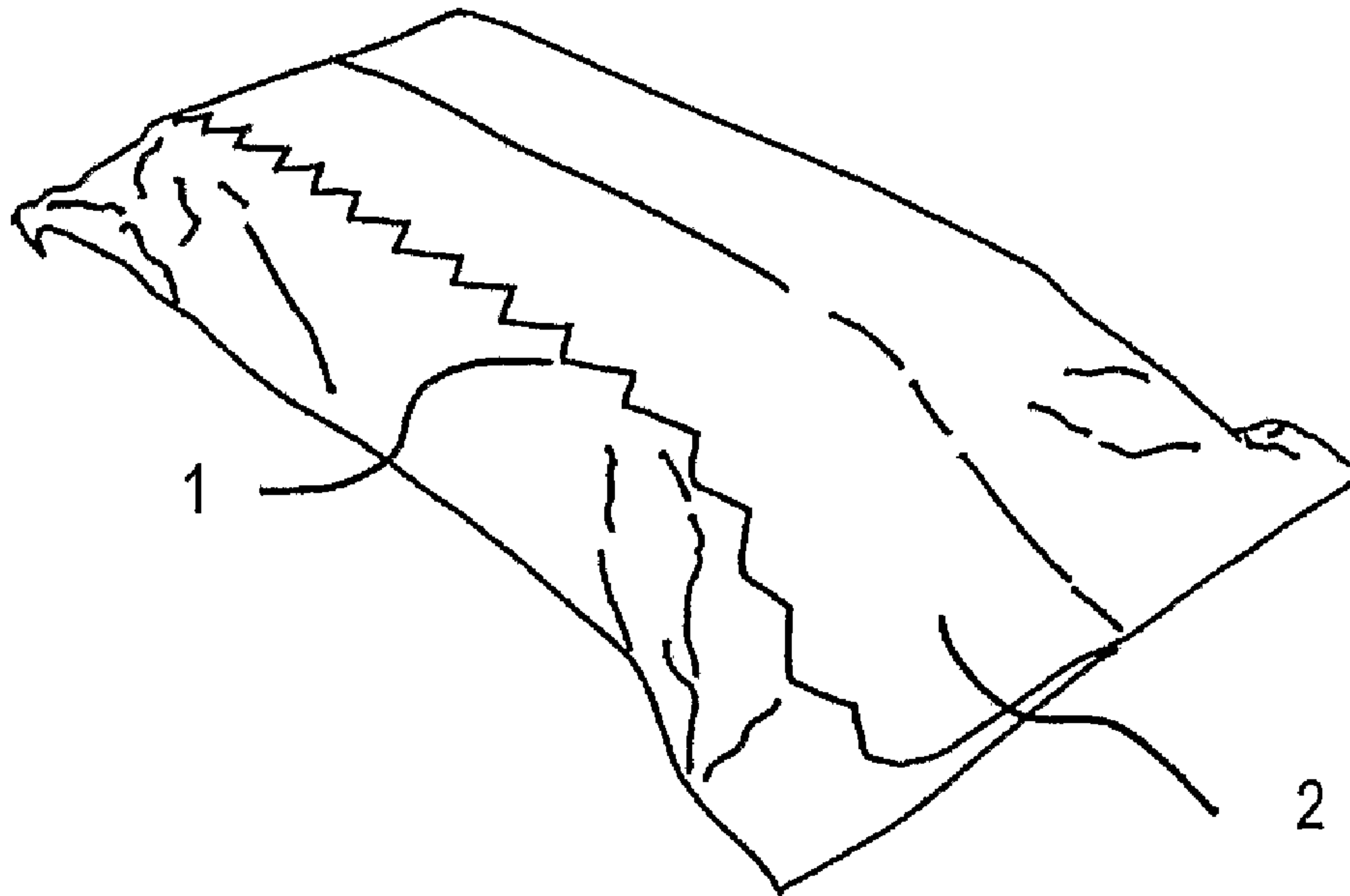




(86) Date de dépôt PCT/PCT Filing Date: 2005/02/17
(87) Date publication PCT/PCT Publication Date: 2005/11/10
(85) Entrée phase nationale/National Entry: 2006/10/17
(86) N° demande PCT/PCT Application No.: BE 2005/000024
(87) N° publication PCT/PCT Publication No.: 2005/105581
(30) Priorité/Priority: 2004/05/05 (EP04447113.4)

(51) Cl.Int./Int.Cl. *B65B 61/18* (2006.01),
B65B 9/20 (2006.01), *B65D 75/58* (2006.01)
(71) Demandeur/Applicant:
AMCOR FLEXIBLES EUROPE A/S, DK
(72) Inventeurs/Inventors:
DAELMANS, EDDY, BE;
VERBEECK, BART, BE
(74) Agent: GOWLING LAFLEUR HENDERSON LLP

(54) Titre : EMBALLAGE DE TYPE VFFS/HFFS POURVU D'UN DISPOSITIF FACILITANT L'OUVERTURE SUR LE JOINT LONGITUDINAL ET PROCEDE DE FABRICATION D'UN TEL EMBALLAGE
(54) Title: VFFS/HFFS PACKAGING WITH OPENING AID ON THE LONGITUDINAL SEAM AND PROCESS OF MAKING SUCH A PACKAGING



(57) **Abrégé/Abstract:**

The present invention is related to a VFFS/HFFS packaging comprising a plastic film, a longitudinal seam (2) and a cross-directional seam (5), wherein the longitudinal seam comprises a continuous teeth structure (1) of adjacent notches representing tear initiations over the whole length of the longitudinal seam to enable easy opening of said packaging. The present invention is also related to a process of making such a packaging, said process starting out from a reel comprising a continuous teeth structure on its lateral edges. The present invention is also related to a process of making such a packaging said process starting out from a reel comprising a continuous teeth structure on its lateral edges.



(12) INTERNATIONAL APPLICATION PUBLISHED UNDER THE PATENT COOPERATION TREATY (PCT)

(19) World Intellectual Property
Organization
International Bureau



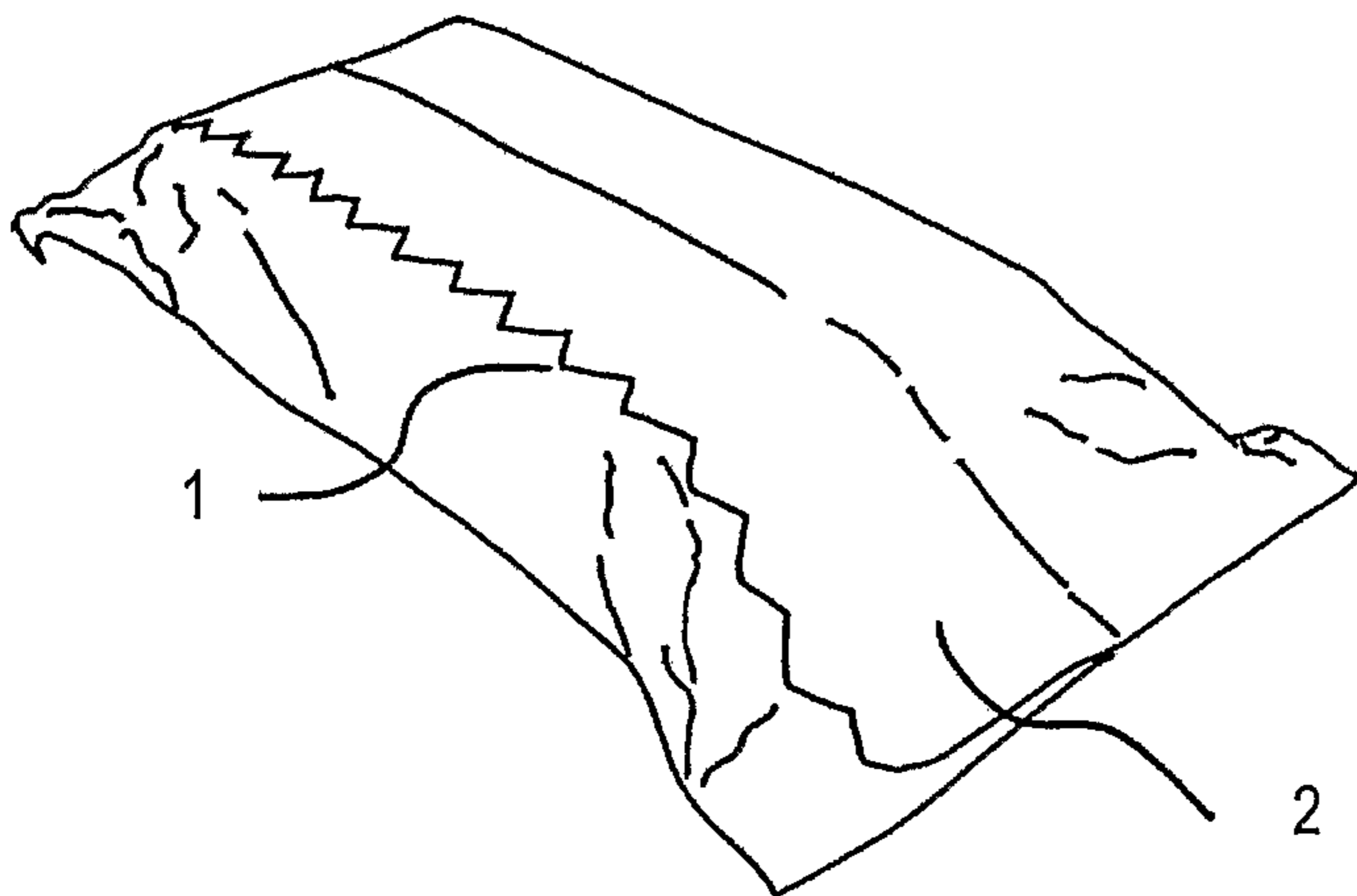
(43) International Publication Date
10 November 2005 (10.11.2005)

PCT

(10) International Publication Number
WO 2005/105581 A1

- (51) International Patent Classification⁷: **B65B 61/18**, 9/20, B65D 75/58
- (21) International Application Number: PCT/BE2005/000024
- (22) International Filing Date: 17 February 2005 (17.02.2005)
- (25) Filing Language: English
- (26) Publication Language: English
- (30) Priority Data: 04447113.4 5 May 2004 (05.05.2004) EP
- (71) Applicant (for all designated States except US): **AMCOR FLEXIBLES EUROPE A/S** [DK/DK]; 10 Hattingvej, DK-8700 HORSSENS (DK).
- (72) Inventors; and
- (75) Inventors/Applicants (for US only): **DAELMANS, Eddy** [BE/BE]; Sint Janssweg 7, B-3650 DISEN-STOKKEM (BE). **VERBEECK, Bart** [BE/BE]; Rumenweg 29, B-3540 HERK-DE-STAD (BE).
- (74) Agents: **VAN MALDEREN, Michel** et al.; OFFICE VAN MALDEREN, Bld de la Sauvenière 85/043, B-4000 LIEGE (BE).
- (81) Designated States (unless otherwise indicated, for every kind of national protection available): AE, AG, AL, AM, AT, AU, AZ, BA, BB, BG, BR, BW, BY, BZ, CA, CH, CN, CO, CR, CU, CZ, DE, DK, DM, DZ, EC, EE, EG, ES, FI, GB, GD, GE, GH, GM, HR, HU, ID, IL, IN, IS, JP, KE, KG, KP, KR, KZ, LC, LK, LR, LS, LT, LU, LV, MA, MD, MG, MK, MN, MW, MX, MZ, NA, NI, NO, NZ, OM, PG, PH, PL, PT, RO, RU, SC, SD, SE, SG, SK, SL, SM, SY, TJ, TM, TN, TR, TT, TZ, UA, UG, US, UZ, VC, VN, YU, ZA, ZM, ZW.
- (84) Designated States (unless otherwise indicated, for every kind of regional protection available): ARIPO (BW, GH, GM, KE, LS, MW, MZ, NA, SD, SL, SZ, TZ, UG, ZM, ZW), Eurasian (AM, AZ, BY, KG, KZ, MD, RU, TJ, TM), European (AT, BE, BG, CH, CY, CZ, DE, DK, EE, ES, FI, FR, GB, GR, HU, IE, IS, IT, LT, LU, MC, NL, PL, PT, RO, SE, SI, SK, TR), OAPI (BF, BJ, CF, CG, CI, CM, GA, GN, GQ, GW, ML, MR, NE, SN, TD, TG).
- Published:**
— with international search report
- For two-letter codes and other abbreviations, refer to the "Guidance Notes on Codes and Abbreviations" appearing at the beginning of each regular issue of the PCT Gazette.

(54) Title: VFFS/HFFS PACKAGING WITH OPENING AID ON THE LONGITUDINAL SEAM AND PROCESS OF MAKING SUCH A PACKAGING



(57) Abstract: The present invention is related to a VFFS/HFFS packaging comprising a plastic film, a longitudinal seam (2) and a cross-directional seam (5), wherein the longitudinal seam comprises a continuous teeth structure (1) of adjacent notches representing tear initiations over the whole length of the longitudinal seam to enable easy opening of said packaging. The present invention is also related to a process of making such a packaging, said process starting out from a reel comprising a continuous teeth structure on its lateral edges. The present invention is also related to a process of making such a packaging said process starting out from a reel comprising a continuous teeth structure on its lateral edges.

WO 2005/105581 A1

5

VFFS/HFFS PACKAGING WITH OPENING AID
ON THE LONGITUDINAL SEAM

Field of the invention

10 [0001] The present invention relates to flexible packaging and in particular to vertical and horizontal form, fill and seal packaging (VFFS/HFFS) with a continuous teeth structure on the longitudinal seam of said packaging.

15 State of the art

[0002] VFFS/HFFS packaging machine reels exhibit in the extrusion direction of the plastic film uncontrolled tear behaviour and the tear tends to continue in the extrusion direction. The majority of VFFS/HFFS packagings
20 are positioned in a way that the length of the pack is parallel to the extrusion direction of the film. The consequence of this positioning is that the cross seam or transversal seam of the packaging generally comprises the opening initiations of the packaging. The mostly used
25 opening initiations are uninterrupted teeth structures in the cross seam of the VFFS/HFFS packaging. The opening of the pack at the top of such a VFFS/HFFS packaging including a teeth structure as opening initiations, as mentioned above, often leads to uncontrolled tear in the extrusion
30 direction of the plastic film (machine direction).

[0003] In the prior art, several documents present opening initiations such as "V-shaped" incisions or notches on the longitudinal seal.

[0004] Document US 5,409,115 discloses a tubular bag
35 packaging for bandage-like material. This packaging

exhibits at least one opening initiation on the longitudinal seam positioned between continuously recurring longitudinal spaces with tear-off tongs between notches for tearing limiting one another. In this packaging, the teeth structure is interrupted by longitudinal spaces defining tear-off tongs of possibly different widths. The opening initiation structure on the longitudinal seam is achieved during the VFFS/HFFS process, which slows down the packaging speed. Furthermore, this kind of opening initiation on the longitudinal seam generates scrap in the VFFS/HFFS process because material is removed.

[0005] Document CH 651 795 A5 discloses a VFFS/HFFS packaging with opening initiations in the longitudinal seam of said packaging. In this case, the opening initiations are cut incisions present on determined positions of said seam. No material is removed in this technique. Nevertheless, the teeth structure is not a continuous and uninterrupted structure. A continuous teeth structure allows the tear of the packaging in a transverse direction to the extrusion direction (machine direction) at any position of the seam. Furthermore, the incisions have to be achieved during the VFFS/HFFS process, again slowing down the packaging speed.

[0006] Document EP 0 400 577 A1 discloses micro-cuts in the side margin. This type of micro-cuts represents non-controllable tear initiations for oriented polymer films.

Aim of the invention

[0007] The present invention aims to provide a VFFS/HFFS packaging with a continuous teeth structure on the longitudinal seam, said teeth structure being present from the beginning on the packaging machine reel and therefore independent of the packaging process itself, the technique of the present invention having therefore no

influence on the packaging speed and generating no additional scrap.

Summary of the invention

5 [0008] The present invention discloses a vertical/horizontal form, fill and seal packaging (VFFS/HFFS packaging) comprising a plastic film, a longitudinal seam and a cross-directional seam, characterised in that the longitudinal seam comprises a
10 continuous teeth structure of adjacent notches representing tear initiations over the whole length of the longitudinal seam to enable easy opening of said packaging.

[0009] In a particular embodiment of the present invention, the packaging further comprises tear initiations
15 on the cross directional seam.

[0010] Preferably, the tear initiations on the cross directional seam comprises a continuous teeth structure.

[0011] Generally, the longitudinal seam is a fin seal or a lap seal.

20 [0012] In practice, the lap seal presents a seal-free continuous teeth structure.

[0013] The present invention further discloses a packaging obtainable by a VFFS/HFFS process, characterised in that the machine reel of the plastic film comprises on
25 both lateral edges a continuous teeth structure.

[0014] The present invention additionally discloses a process comprising the step of unwinding a reel of a plastic film, characterised in that said reel comprises a continuous teeth structure on the lateral edges of said
30 reel.

[0015] A key feature of the process of the present invention is that said process is a packaging material waste-free process.

[0016] Furthermore, the VFFS/HFFS packaging process is characterised in that the continuous teeth structure on the lateral edges is performed by rotary knives having a substantially continuous teeth structure.

5

Short description of the drawings

[0017] Fig. 1 shows a VFFS/HFFS packaging with a continuous teeth structure of adjoining notches on the cross seam as usually produced in the prior art.

10 [0018] Fig. 2 shows a VFFS/HFFS packaging with a continuous teeth structure of adjoining notches on the longitudinal seam according to the invention.

[0019] Fig. 3 shows another example of a VFFS/HFFS packaging bag with a continuous teeth structure of adjoining notches on the longitudinal seam according to the invention.

[0020] Fig. 4 shows the same packaging as that of Fig. 3 with the particular opening possibility by tearing the packaging in the cross-direction to the extrusion direction of the plastic film.

[0021] Fig. 5 shows a VFFS/HFFS packaging machine reel where the teeth structure of adjoining notches is present on the reel to be used on the VFFS/HFFS machine.

[0022] Fig. 6a shows a diagrammatic representation of the length necessary for a VFFS/HFFS packaging on the unwound reel if the teeth structure of adjoining notches is present at the top of the packaging.

[0023] Fig. 6b shows the length of the VFFS/HFFS necessary on the reel if the teeth structure of adjoining notches is present on the lateral side of the web.

[0024] Fig. 7 shows a VFFS/HFFS process where the reels used have a lateral teeth structure of adjoining notches.

[0025] Fig. 8 shows the cutting of an extrusion film in different strips where the teeth structure of adjoining notches is achieved by rotary slitting knives exhibiting a teeth structure.

5 [0026] Fig. 9a shows a teeth structure present in the cross direction of the extrusion direction (E.D) and a dotted line showing the privileged tear direction.

[0027] Fig. 9b shows the teeth structure of adjacent/adjoining notches laterally present on the
10 VFFS/HFFS packaging machine reel where the privileged tear directions of the film are represented in dotted lines.

[0028] Fig. 10 shows a longitudinal seam of a VFFS/HFFS packaging where the teeth structure of adjacent notches is not perfectly superposed.

15

Detailed description of the invention

[0029] The present invention discloses a VFFS/HFFS packaging with a continuous teeth structure present at least on the longitudinal seam of said packaging. The
20 expression "continuous teeth structure" should be understood as substantially non-interrupted "V-shaped" incisions also called adjacent notches or adjoining notches as shown on the different figures relating to the present invention. The expression "adjoining notches" or "adjacent
25 notches" are indistinctly used in the text.

Such a teeth structure is created simultaneously with the cutting of the extrusion film into the right width for the packaging machine reels. The first side of the film cut in a "V-shape" representing the
30 counterpart of the second side, in such a way that no horizontal cutting lines remain, allowing a scrap-free cutting (see Fig. 8). In US 5,409,115, the cutting leaves cutting lines that are parallel to the seam, which does not allow the tear of the film at any place. Furthermore, the

cutting of the film in US 5,409,115 generates scrap and has to be performed during the packaging operation to build proper tear-off tongues.

[0030] There are different possibilities for
5 creating such a teeth structure by means well-known by those skilled in the art (laser cutting, water-jet cutting, rotary-knife cutting, etc.). The teeth structure can consist of big or small adjacent notches, depending on the application.

10 [0031] In the prior art, the teeth structure in the cross seam of the packaging is achieved by a cutting device during the cross seal and cutting operation. If the notches are big, the sealing bars in the cross seal must be much more spread than if the cross-cutting was a straight
15 cutting, this is well known by those skilled in the art. The consequence of this spread is a globally higher length of the packaging representing loss of packaging material. By positioning the continuous teeth structure on the lateral edges of the reel, the global length of the
20 packaging is reduced by a length X, where X represents up to 10%. This principle is shown on Fig.6a (prior art) and 6b (invention).

[0032] The teeth structure interrupted by recurring longitudinal spaces to build tear-off tongs, as shown in
25 document US 5, 409,115, requires the cutting-away of material and generates waste during the process. As mentioned above, the generation of scrap in a VFFS/HFFS process is a major drawback. In the case of the present invention, the continuous teeth structure is directly
30 available on the reel (see Fig.5) with no scrap, except for the usual side-slitting waste Y, as shown on Fig.8.

[0033] Therefore, the first reason for positioning the continuous teeth structure on the longitudinal seam is that the total length of the VFFS/HFFS packaging can be

reduced up to 10%, which represents a considerable packaging material saving, without generating any additional scrap.

[0034] The second reason for positioning the continuous teeth structure on the longitudinal seam is the possibility to tear the pack in a transverse direction to the extrusion direction of the film (see figure 9a and 9b). This allows a more predictable opening and sometimes a particular opening of the packaging as shown in figure 4. The fact that the teeth structure is a continuous structure further allows a tear at any position on the longitudinal seam.

[0035] The manufacturing of such packaging machine reels is shown in Fig. 8. The side-slitting scrap Y is always present, even in traditional cutting, and kept as small as possible.

[0036] A finished reel is shown in Fig. 5 and its use on a VFFS/HFFS packaging machine is shown in Fig. 7.

[0037] The presence of the teeth structure on the machine reel has no influence on the running speed of the packaging machine because the cutting knife does not slow down the VFFS/HFFS process.

[0038] The fact that the teeth structure is present from the beginning on the machine reel has the consequence that the teeth structure of both sides of the reel is never perfectly superposed on the longitudinal seam, as it is in Document US 5,409,115. This is represented in figure 10. Nevertheless, this has no effect on the tear possibilities in the cross direction of the extrusion direction of the plastic film because the tear initiation is still present.

[0039] An additional advantage of the present invention is a positive influence on tamper evidence for peel opening. In a prior art VFFS/HFFS packaging, the cross sealed top can be peeled open by pulling on the fin seal of

said packaging. If the longitudinal seams (seals) are equipped with a continuous teeth structure, the pack will start to tear at the longitudinal edge before the peeling can start. This makes it almost impossible to peel and
5 reseal the pack without tearing it assuring in this way a certain tamper proof (tamper evidence).

[0040] The plastic materials suitable for VFFS/HFFS packaging produced via a reel equipped with a continuous teeth structure are not limited. Representative examples
10 widely used in the market are BOPP, PET, PS, PE, PA, CPP, mono or multilayer combinations as well as laminates with paper or metallized films, etc.

Legend

- 15 1. Continuous teeth structure of adjacent notches
2. Longitudinal seam of the VFFS/HFFS packaging
3. Torn piece on a VFFS/HFFS packaging with tearing in the cross direction to the extrusion direction
4. Plastic film cut in the right width for the packaging
20 machine reel
5. Cross directional seam of the VFFS/HFFS packaging
6. Sealing bars on the VFFS/HFFS process
7. Rotary knives for cutting the teeth structure
8. Not perfectly superposed continuous teeth structure

CLAIMS

1. Vertical/horizontal form, fill and seal packaging (VFFS/HFFS packaging) comprising a plastic film, a longitudinal seam (2) and a cross-directional seam (5),
5 characterised in that the longitudinal seam (2) comprises a continuous teeth structure of adjacent notches (1) representing tear initiations over the whole length of the longitudinal seam (2) to enable easy opening of said packaging.
- 10 2. VFFS/HFFS packaging as recited in claim 1, characterised in that said packaging further comprises tear initiations on the cross directional seam (5).
3. VFFS/HFFS packaging as recited in claim 2, characterised in that said tear initiations on the cross
15 directional seam (5) comprises a continuous teeth structure.
4. VFFS/HFFS packaging as recited in claim 1, characterised in that the longitudinal seam (2) is a fin seal or a lap seal.
- 20 5. VFFS/HFFS packaging as recited in claim 4, characterised in that the lap seal presents a seal-free continuous teeth structure (1).
6. VFFS/HFFS packaging as recited in Claim 1, obtainable by a VFFS/HFFS process, characterised in that
25 the machine reel (4) of the plastic film comprises on both lateral edges a continuous teeth structure (1).
7. VFFS/HFFS packaging process comprising the step of unwinding a reel of a plastic film, characterised in that said reel comprises a continuous
30 teeth structure (1) on the lateral edges of said reel.
8. VFFS/HFFS packaging process as recited in claim 7, characterised in that said process is a packaging material waste-free process.

9. VFFS/HFFS packaging process as recited in claim 7, characterised in that the continuous teeth structure on the lateral edges is performed by rotary knives having a substantially continuous teeth structure.

Figure 1

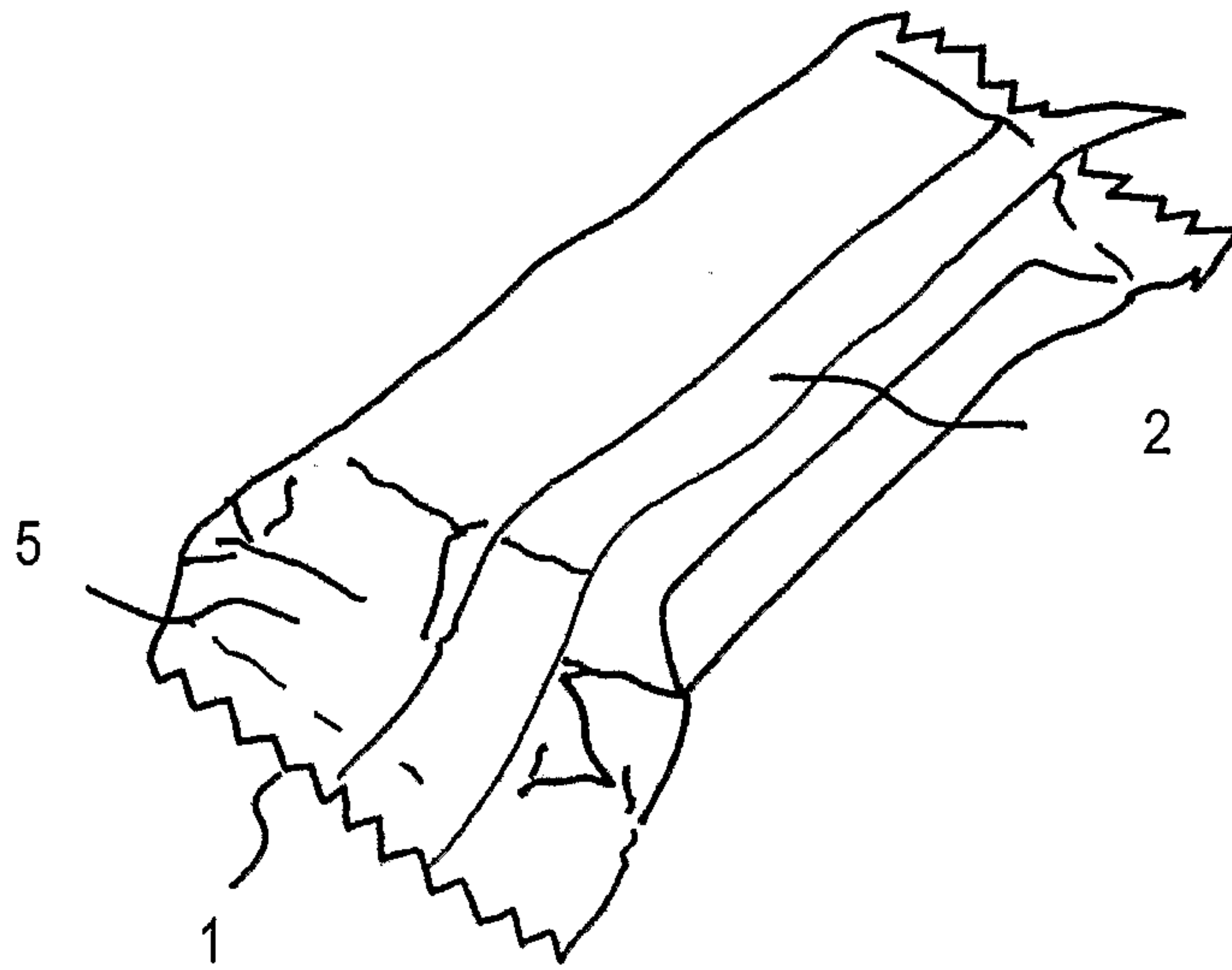


Figure 2

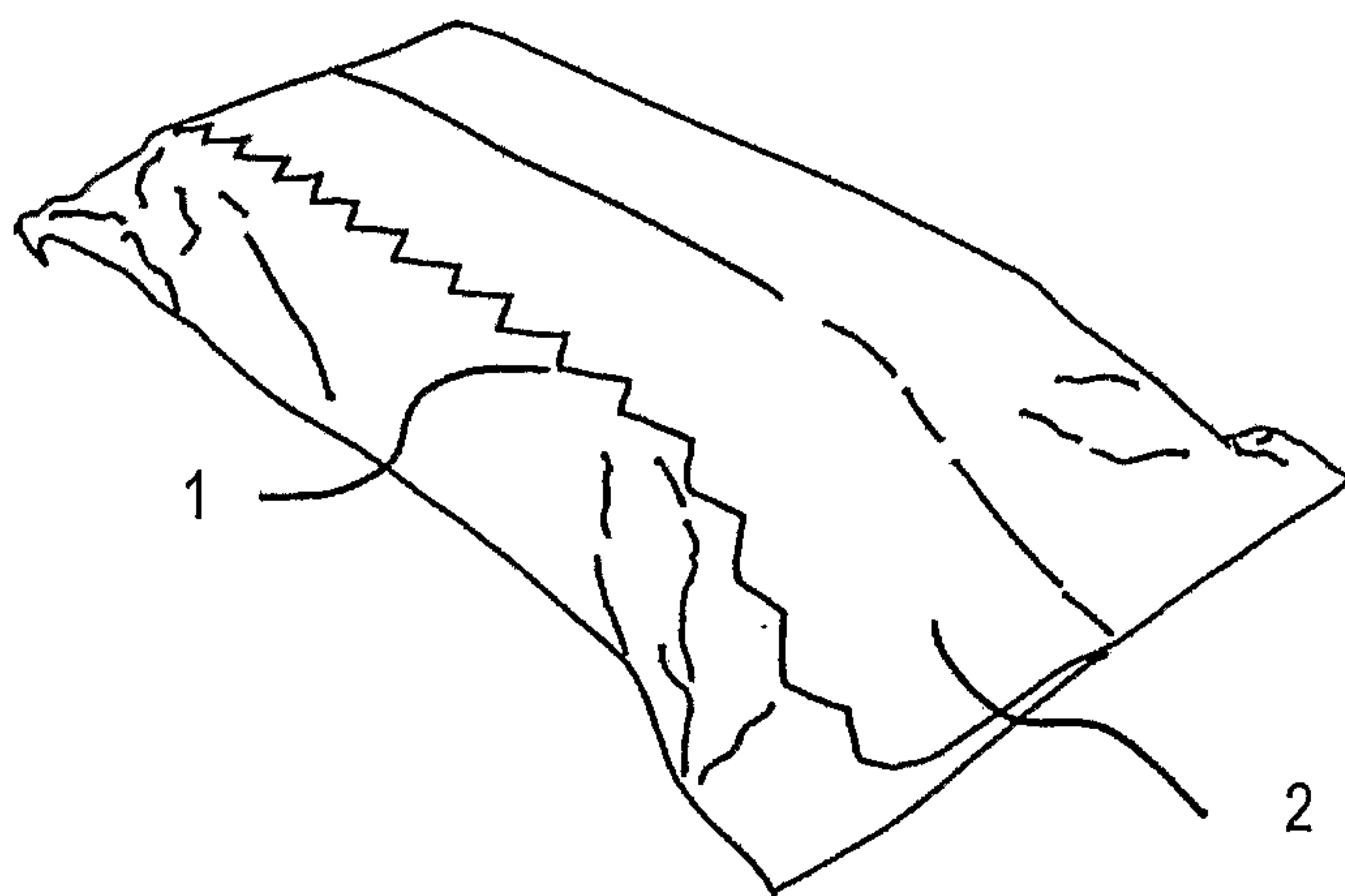


Figure 3

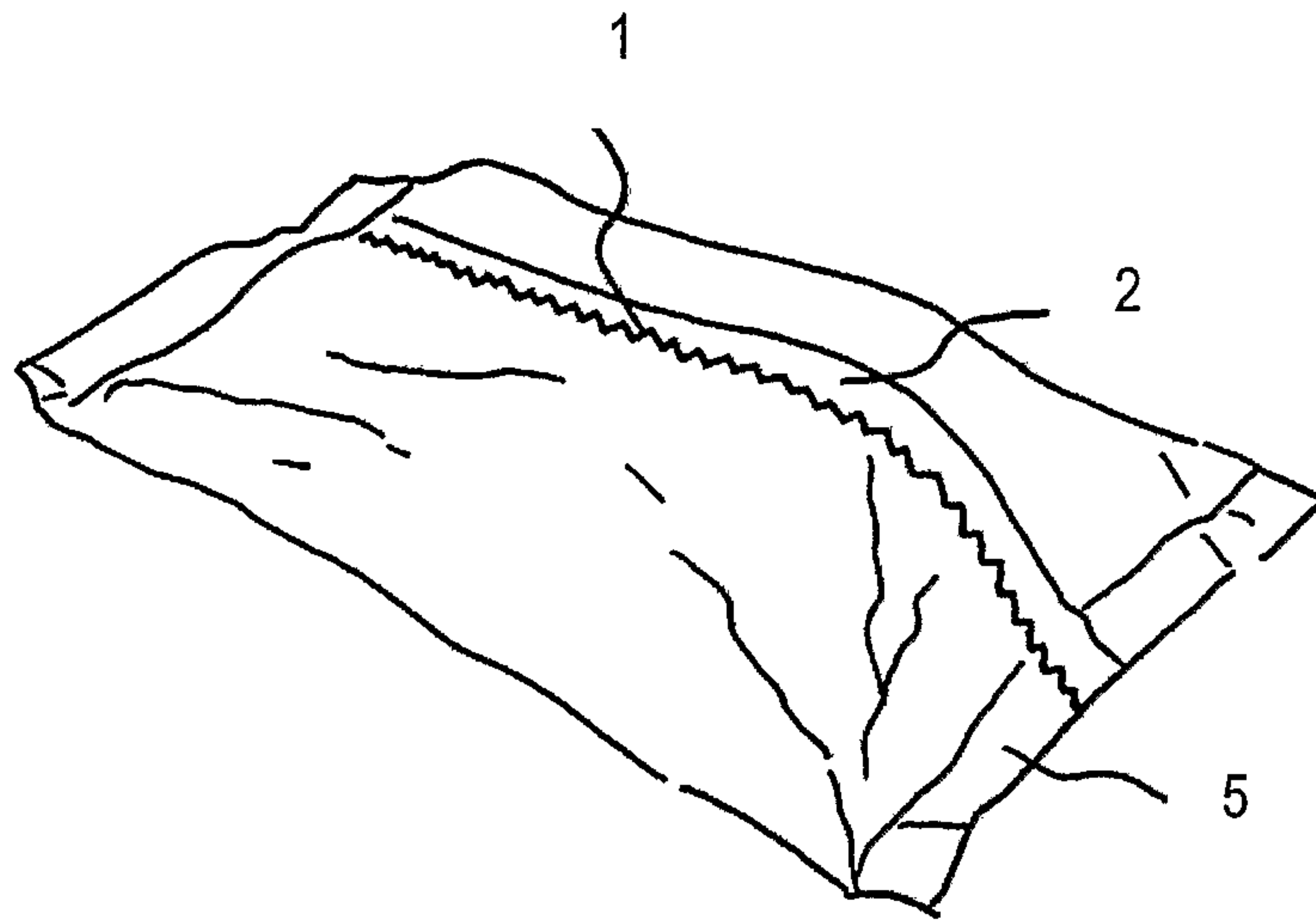


Figure 4

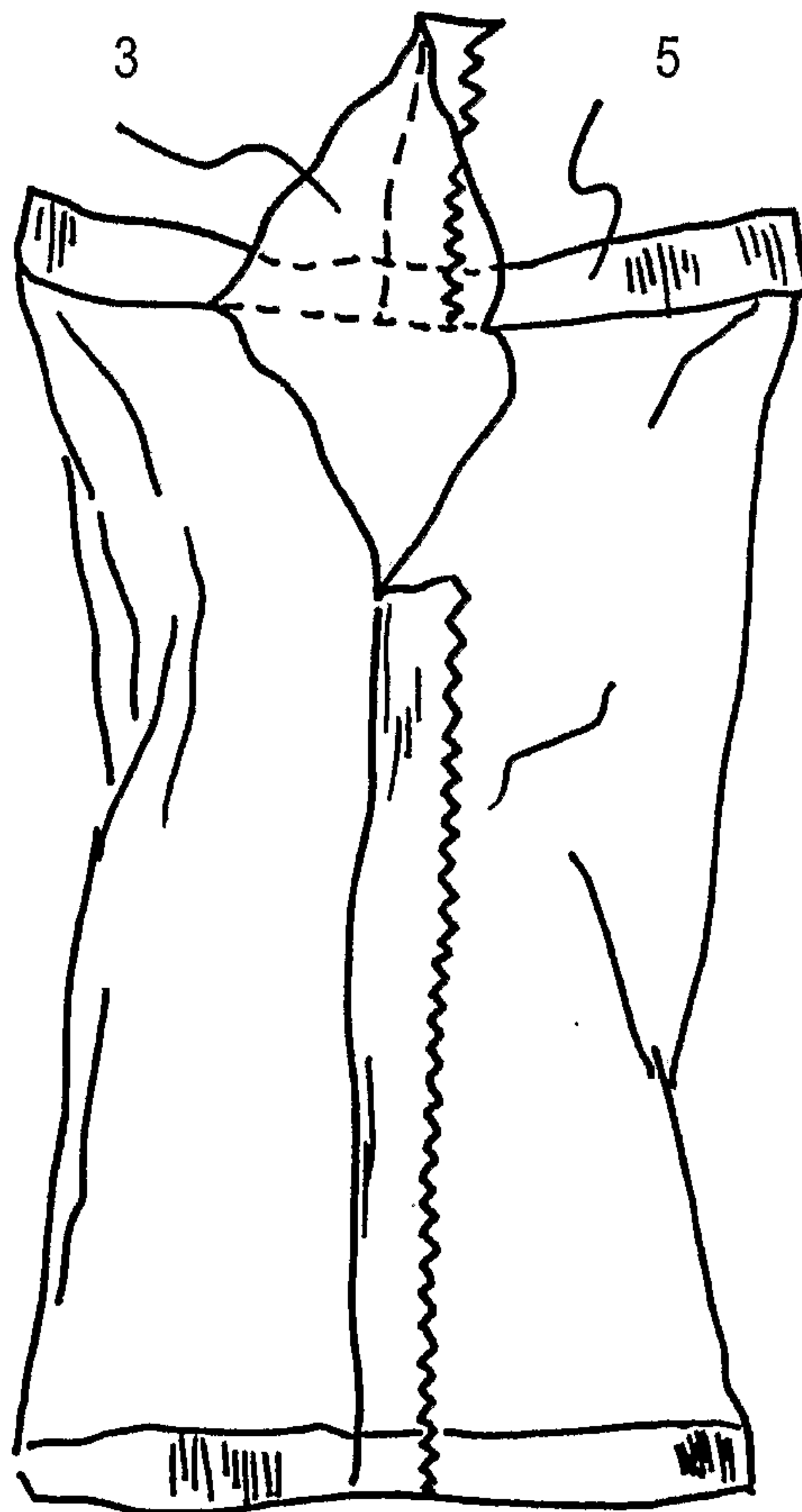


Figure 5

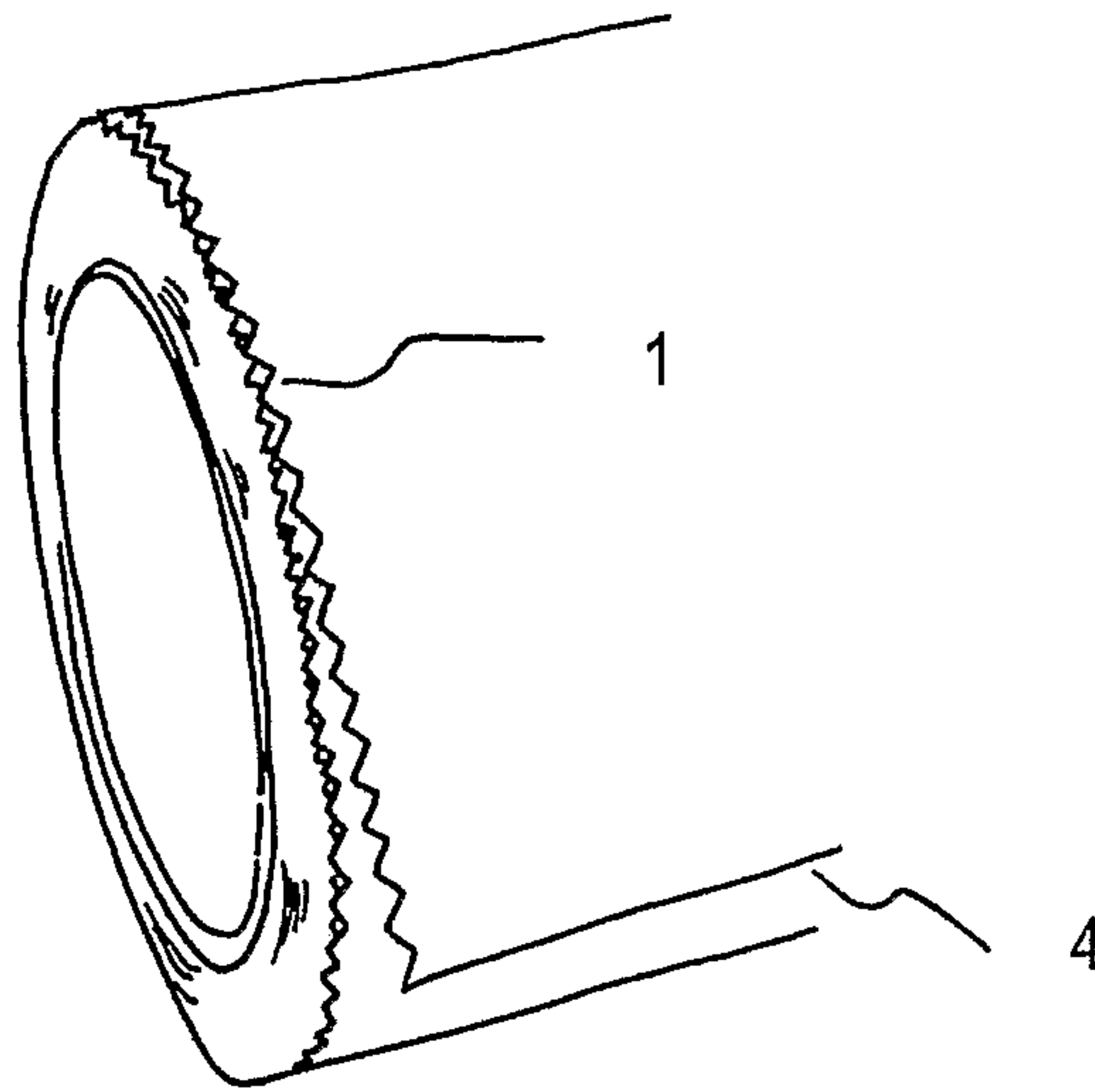
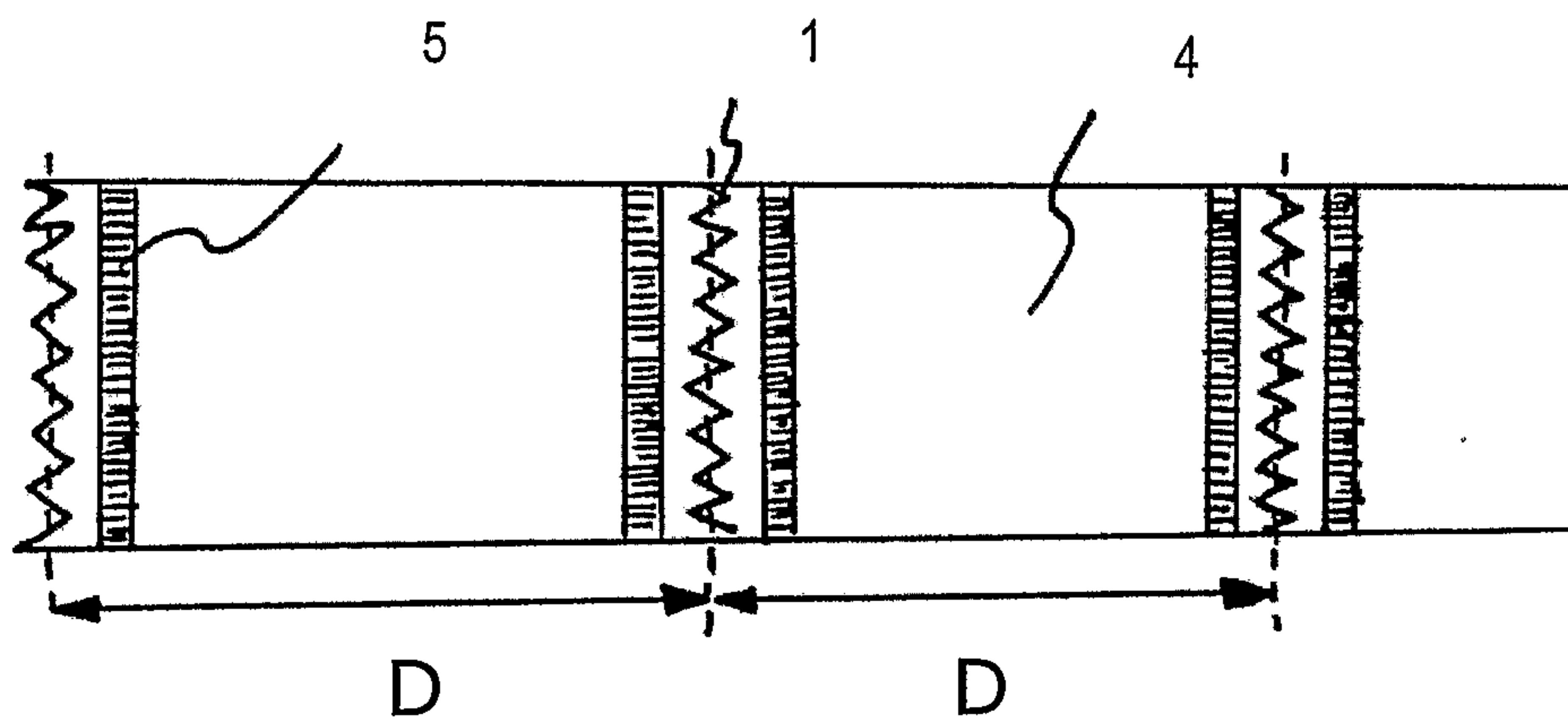


Figure 6 (a,b)

(a)



(b)

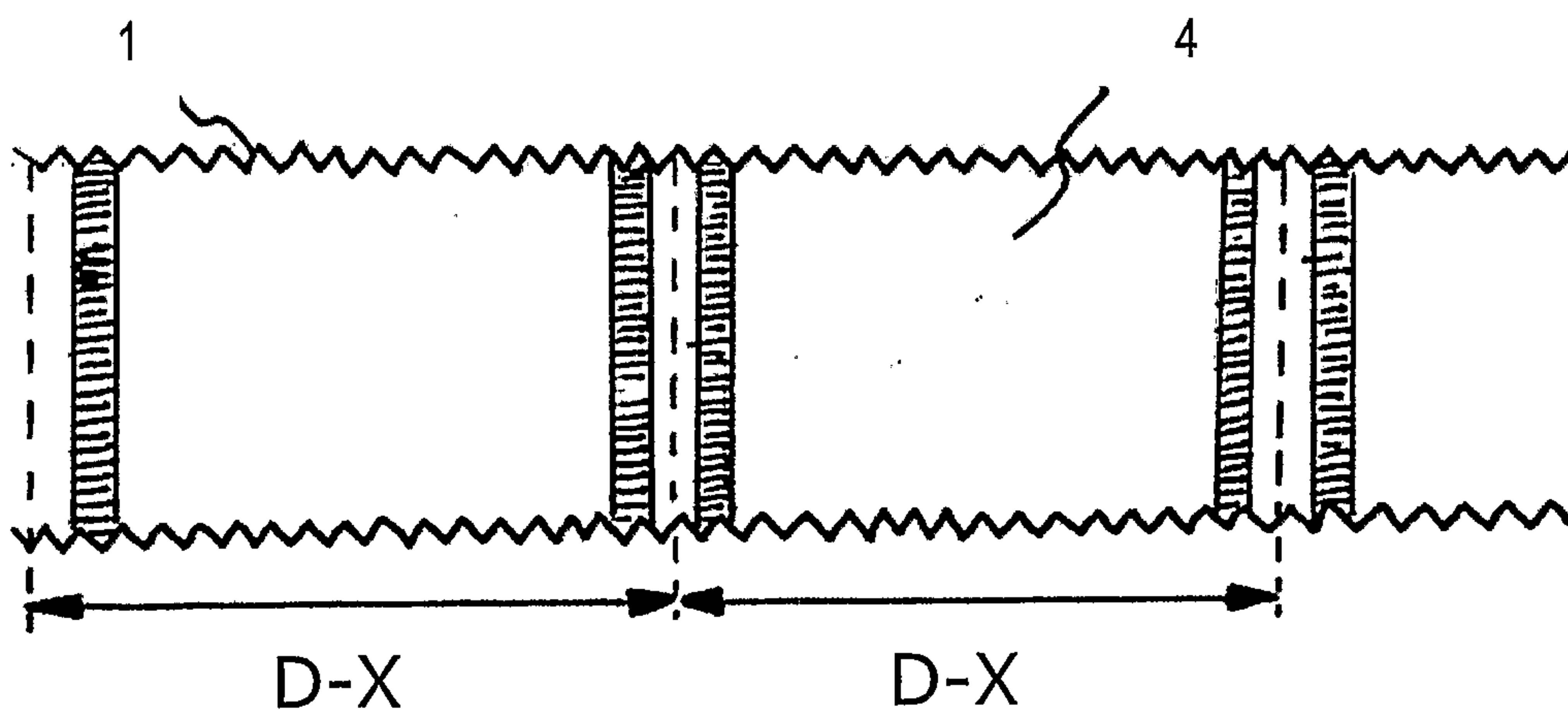


Figure 7

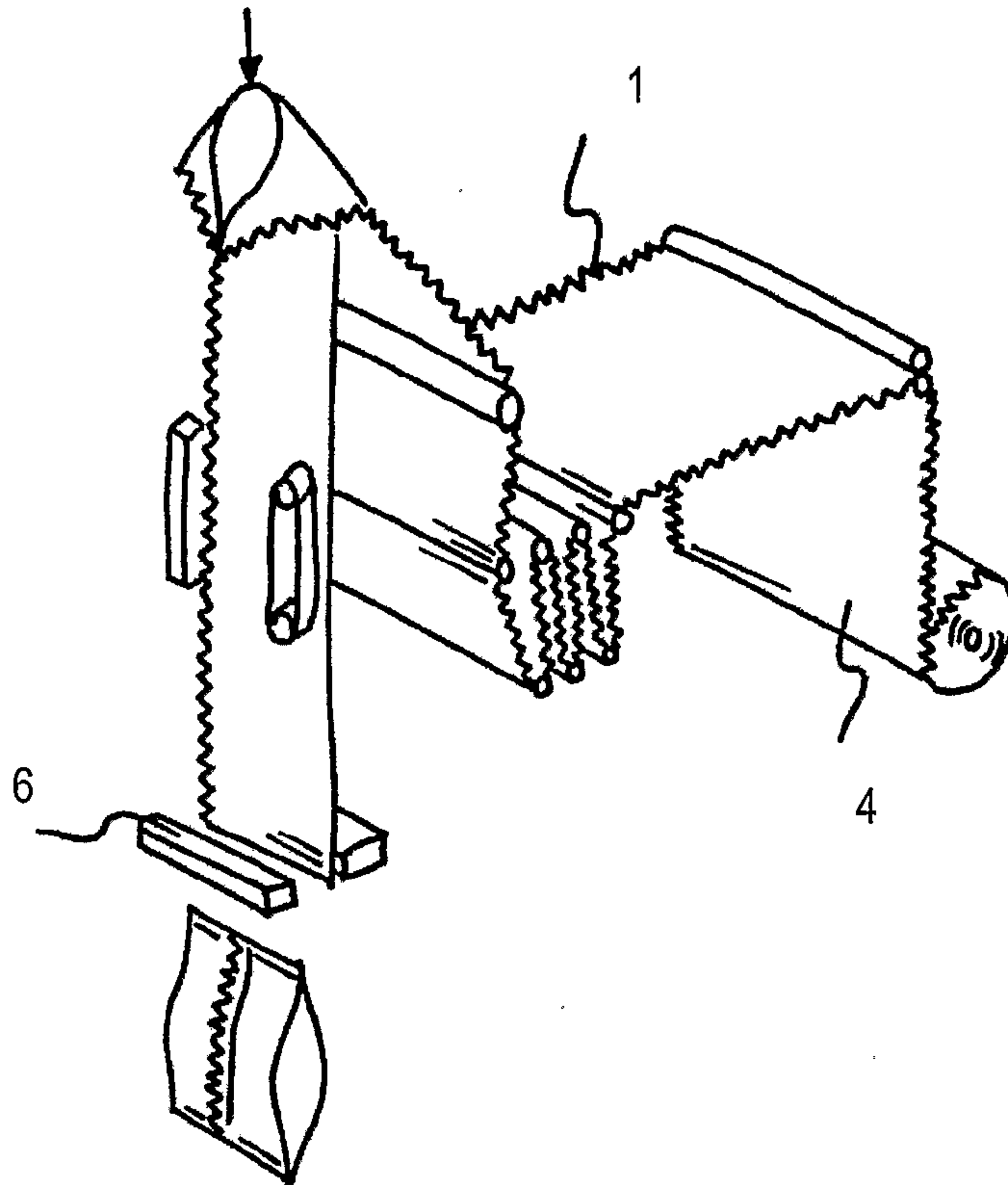


Figure 8

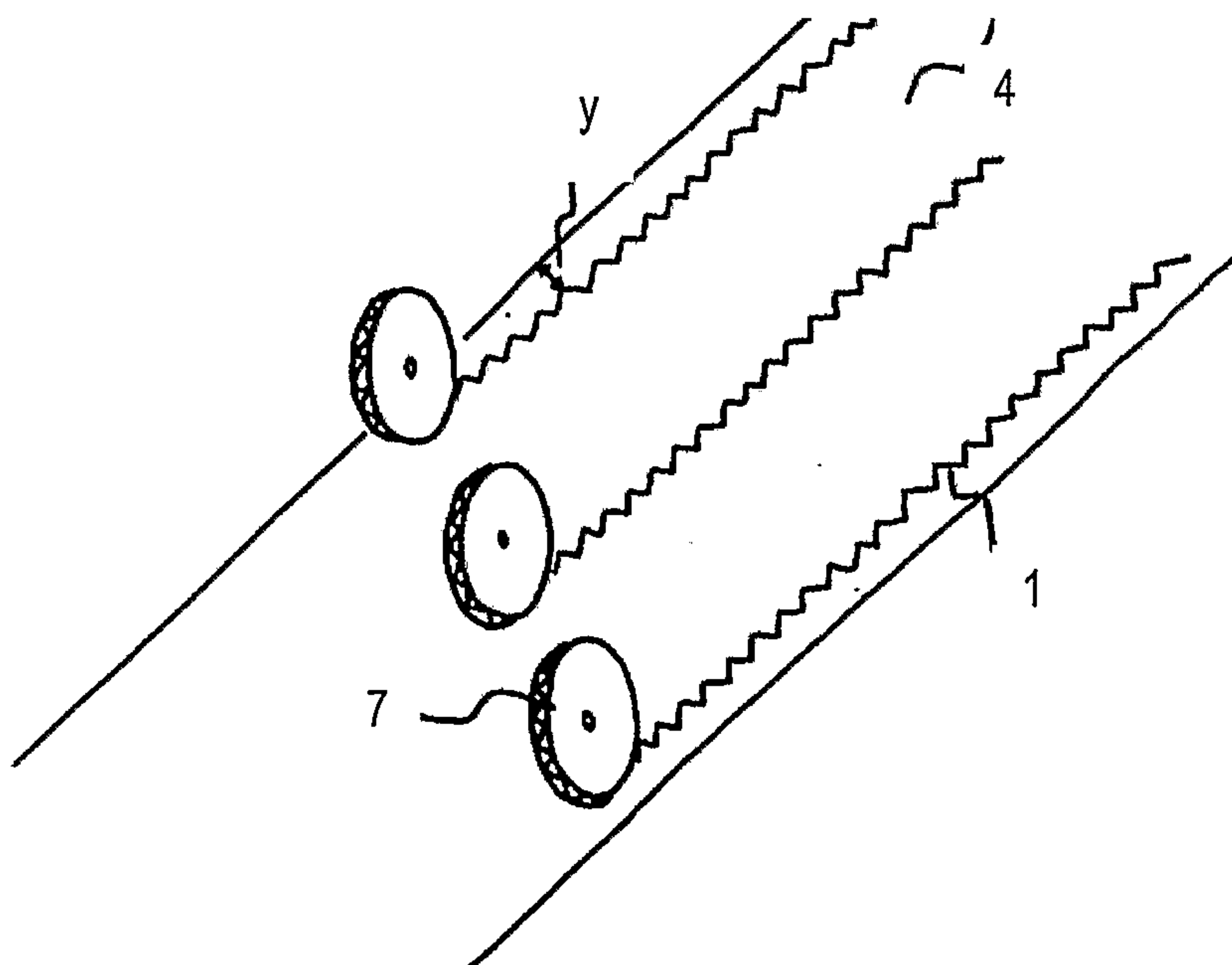


Figure 9

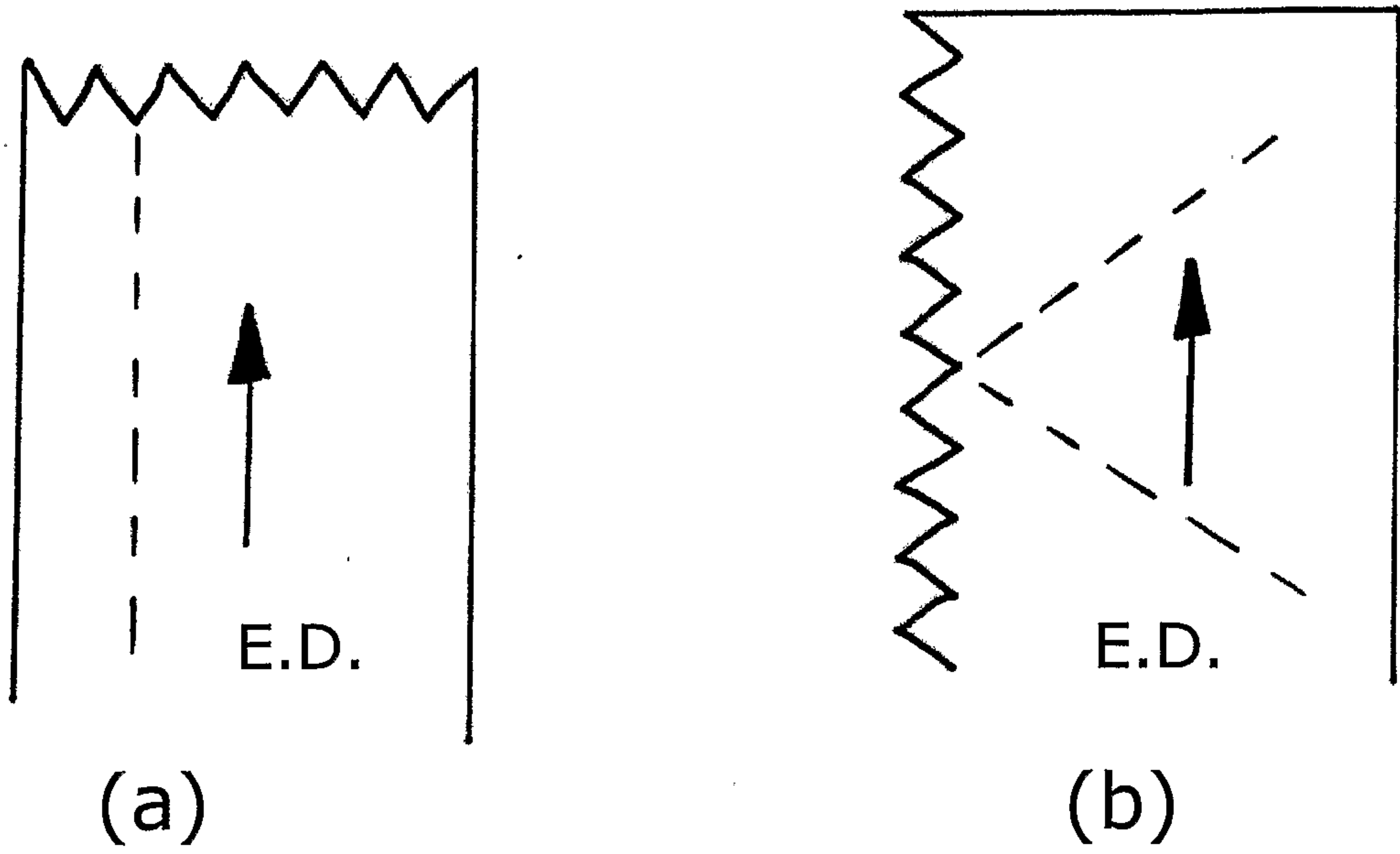


Figure 10

