



US00D958632S

(12) **United States Design Patent** (10) **Patent No.:** **US D958,632 S**  
**Fisher et al.** (45) **Date of Patent:** **\*\* Jul. 26, 2022**

(54) **DOOR HANDLE**  
(71) Applicant: **The Shyft Group, Inc.**, Charlotte, MI (US)  
(72) Inventors: **Eric R. Fisher**, Elkhart, IN (US); **Richard David Eichstedt**, Walkerton, IN (US)  
(73) Assignee: **The Shyft Group, Inc.**, Charlotte, MI (US)  
(\*\*) Term: **15 Years**  
(21) Appl. No.: **29/770,046**  
(22) Filed: **Feb. 9, 2021**  
(51) **LOC (13) Cl.** ..... **08-06**  
(52) **U.S. Cl.**  
USPC ..... **D8/302**; D8/308  
(58) **Field of Classification Search**  
USPC ..... D8/300-302, 307-309, 331, 338;  
D23/250, 252  
CPC ..... Y10T 16/44; Y10T 74/20612; Y10T 74/20732; Y10T 16/458; Y10T 16/498; Y10T 16/469; Y10T 16/476; Y10T 74/20744; Y10T 74/20864; Y10T 16/4628; Y10T 74/20642; Y10T 16/473; Y10T 74/20762; Y10T 74/2042; Y10T 74/20828; Y10T 16/459; Y10T 16/4713; Y10T 74/2014; Y10T 16/50; Y10T 74/20438; Y10T 74/20582; Y10T 74/20738; Y10T 16/48; Y10T 74/20618; Y10T 74/20684; Y10T 74/20624; Y10T 74/20468; Y10T 16/61; Y10T 16/4719; Y10T 16/86; Y10S 16/30; Y10S 292/31; Y10S 292/53; Y10S 16/12; Y10S 292/23; Y10S 292/27; Y10S 292/30; Y10S 292/63; E05B 85/16; E05B 1/0015; E05B 77/06; E05B 79/06; E05B 85/18; E05B 85/12; E05B 85/10; E05B 7/00; E05B 1/0053; E05B 77/265

See application file for complete search history.

(56) **References Cited**  
U.S. PATENT DOCUMENTS  
D180,391 S \* 6/1957 Crew ..... D8/308  
D189,524 S \* 1/1961 Savage ..... D8/308  
3,452,564 A \* 7/1969 Hallgren ..... E05B 15/02  
70/451  
D323,101 S \* 1/1992 Holscher ..... D8/308  
6,546,765 B1 \* 4/2003 Linares ..... E05B 13/108  
70/216  
D492,571 S \* 7/2004 Linares ..... D8/308  
D511,671 S \* 11/2005 Gorkovenko ..... D8/308  
D529,783 S \* 10/2006 Corcino ..... D8/308  
D533,046 S 12/2006 Donale  
D537,702 S 3/2007 Roberts, III  
D545,662 S 7/2007 Lu  
D553,949 S 10/2007 Luo  
D554,196 S 10/2007 Luo  
D563,766 S 3/2008 Trimble

(Continued)

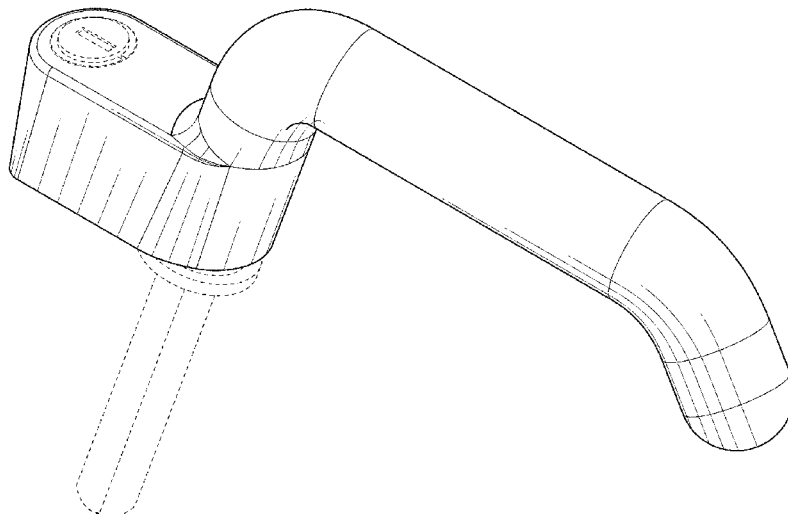
*Primary Examiner* — Lauren R Calve  
(74) *Attorney, Agent, or Firm* — Barnes & Thornburg LLP

(57) **CLAIM**  
The ornamental design for a door handle, as shown and described.

**DESCRIPTION**

FIG. 1 is a perspective view of a door handle showing our new design;  
FIG. 2 is a left side view thereof;  
FIG. 3 is a right side view thereof;  
FIG. 4 is the top view thereof;  
FIG. 5 is the bottom view thereof;  
FIG. 6 is a front view thereof; and,  
FIG. 7 is a rear view thereof.  
The broken lines shown in the drawings represent portions of the door handle that form no part of the claimed design.

**1 Claim, 7 Drawing Sheets**



(56)

**References Cited**

U.S. PATENT DOCUMENTS

D566,517 S	4/2008	Lin	
D570,188 S	6/2008	Luo	
D611,798 S *	3/2010	Le .....	D8/331
D700,035 S	2/2014	deGoutiere	
D697,385 S	6/2014	Roberts, III	
D709,349 S	7/2014	Roberts, III	
D740,642 S *	10/2015	Carlsson .....	D8/301
D790,951 S	7/2017	Ferreira Sanchez	
D794,411 S *	8/2017	Le .....	D8/302

\* cited by examiner

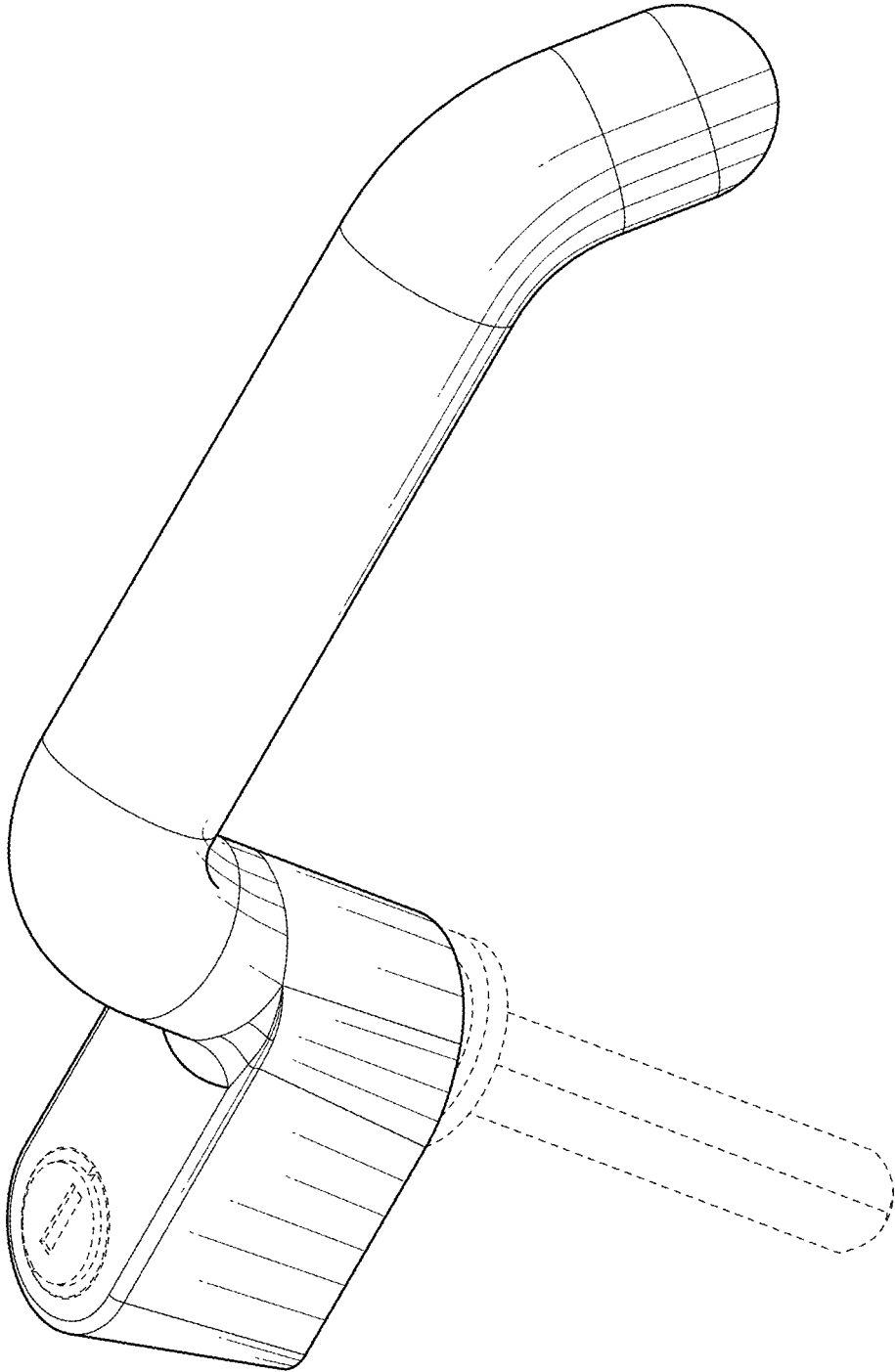


FIG. 1

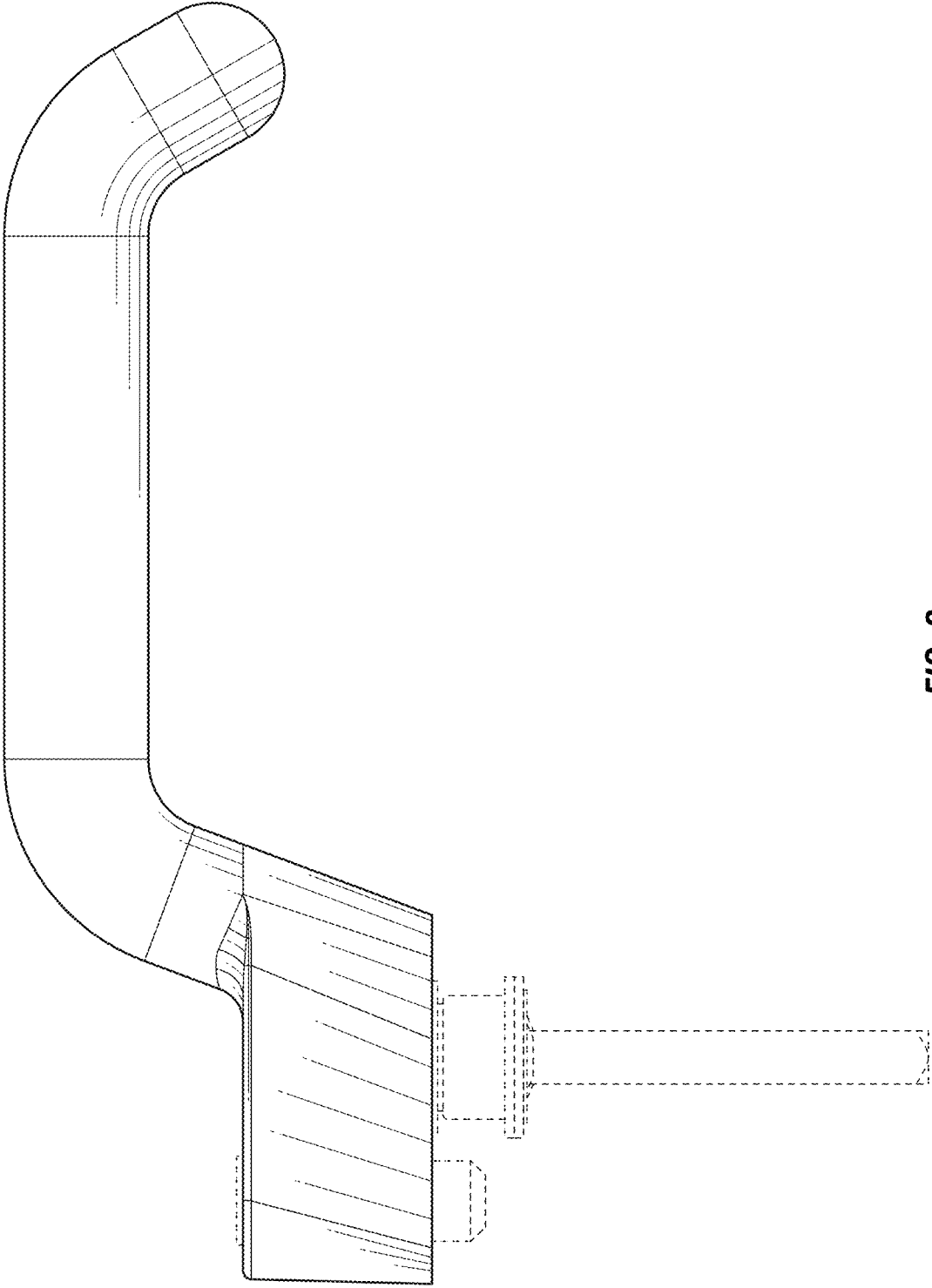


FIG. 2

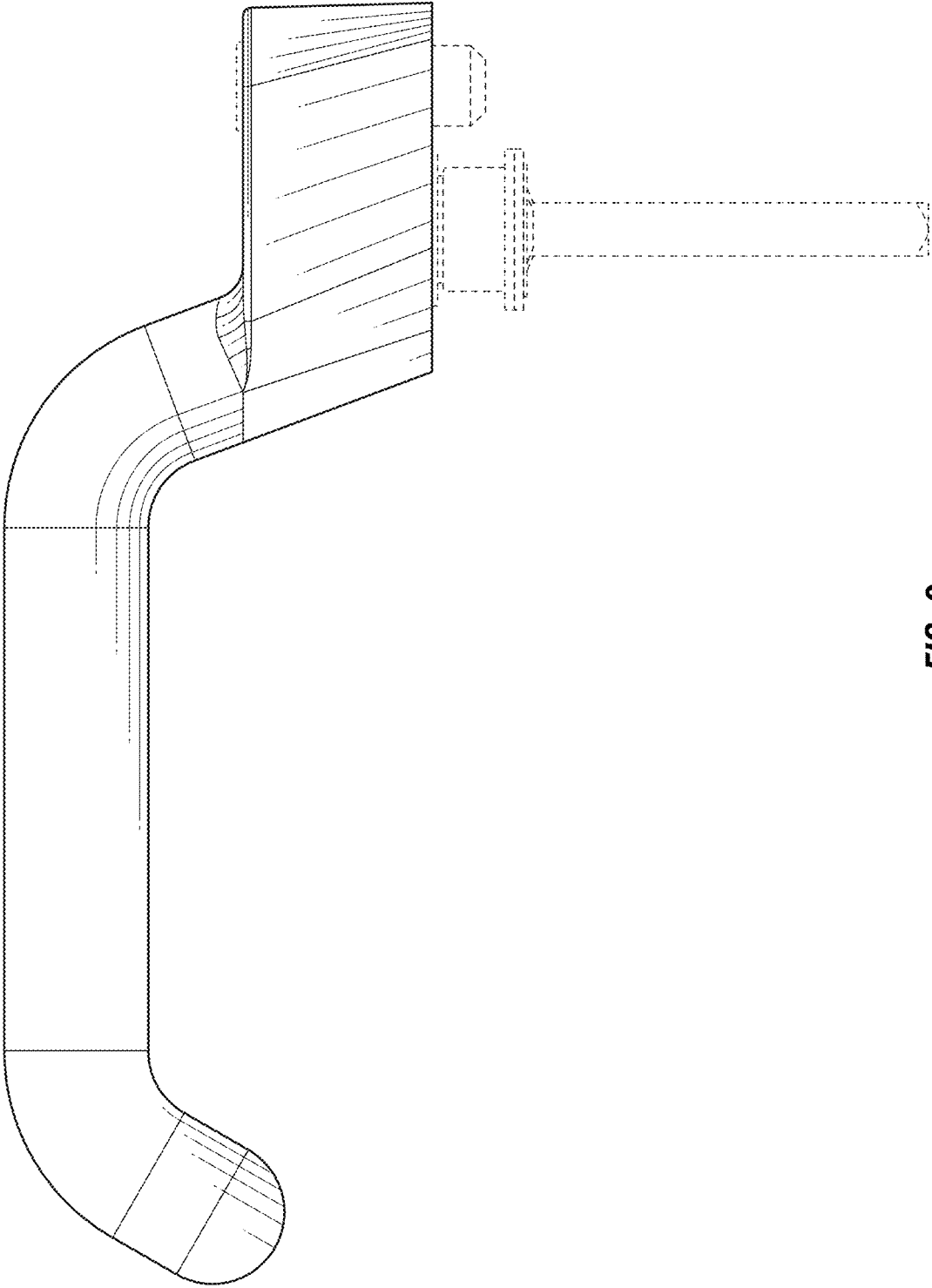
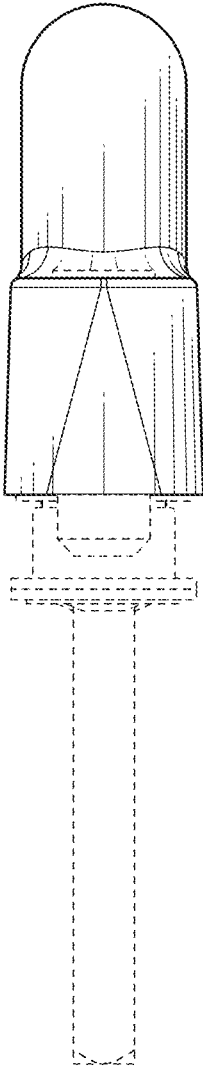
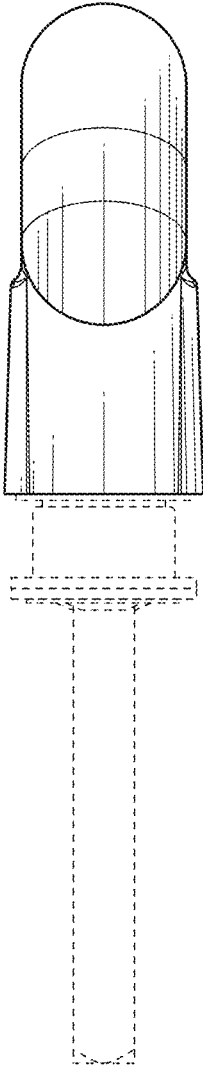


FIG. 3



**FIG. 4**



**FIG. 5**




FIG. 6






FIG. 7