



US00D450968B1

(12) **United States Design Patent**  
**Winter**

(10) **Patent No.:** **US D450,968 S**

(45) **Date of Patent:** **\*\* Nov. 27, 2001**

(54) **WALL CABINET**

D. 375,221 \* 11/1996 Palka ..... D6/561

(75) **Inventor:** **Paul H. Winter**, Newark, DE (US)

D. 402,492 \* 12/1998 Chen ..... D6/561

D. 409,412 \* 5/1999 Zaidman ..... D6/437

(73) **Assignee:** **Zenith Products Corp.**, New Castle, DE (US)

\* cited by examiner

(\*\*) **Term:** **14 Years**

*Primary Examiner*—Brian N. Vinson

(74) *Attorney, Agent, or Firm*—Edgar A. Zarins; Lloyd D. Doigan

(21) **Appl. No.:** **29/137,365**

(57) **CLAIM**

(22) **Filed:** **Feb. 20, 2001**

The ornamental design for a wall cabinet, as shown and described.

(51) **LOC (7) Cl.** ..... **06-04**

(52) **U.S. Cl.** ..... **D6/560**

**DESCRIPTION**

(58) **Field of Search** ..... D6/553, 555, 560-561,  
D6/329, 356, 432, 436-39, 444-446, 448;  
312/209, 224-25, 234, 242, 245; 206/320,  
823

FIG. 1 is a perspective view of a wall cabinet showing my new design;

FIG. 2 is a top plan view thereof;

FIG. 3 is a front elevational view thereof;

FIG. 4 is a left side view thereof, the opposite side being a mirror image of the side shown; and,

FIG. 5 is a bottom plan view thereof.


(56) **References Cited**

**U.S. PATENT DOCUMENTS**

D. 370,365 \* 6/1996 Brunner et al. .... D6/445

D. 372,619 \* 8/1996 Palka ..... D6/561

**1 Claim, 2 Drawing Sheets**






Fig-1

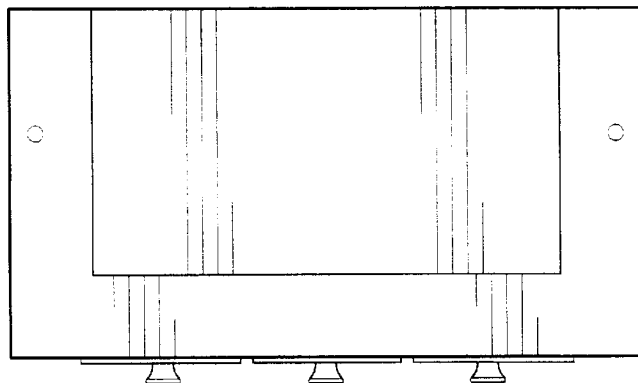


Fig-2

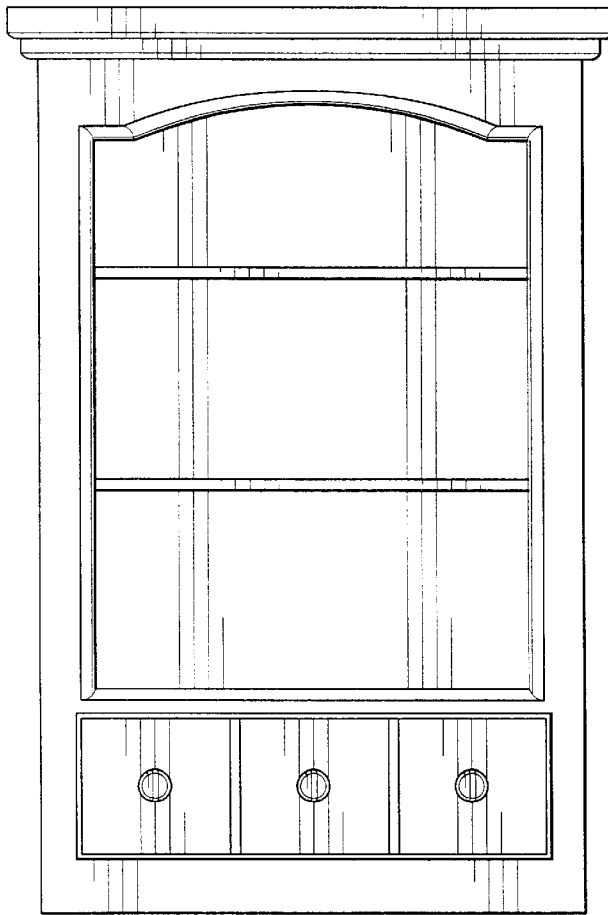


Fig-3




Fig-4




Fig-5