

[54] HEAT REGISTER

[76] Inventor: Juergen R. Koessler, 19925 - 68th Ave., Langley, British Columbia, Canada, V2Y 1H8

[**] Term: 14 Years

[21] Appl. No.: 51,059

[22] Filed: May 18, 1987

[52] U.S. Cl. D23/388

[58] Field of Search D23/388, 389, 392, 324, D23/325; 98/121.1, 103, 41.3

[56] References Cited

U.S. PATENT DOCUMENTS

1,559,376	10/1925	Riker	98/121.1
2,201,830	5/1940	Hoffer et al.	D23/388
2,308,262	1/1943	Beil	98/121.1
3,391,629	7/1968	Snell	98/103
3,403,615	10/1968	Dayus	98/121.1
3,426,668	2/1969	Hofmeister et al.	98/41.3
3,777,650	12/1973	Wenig	D23/388

OTHER PUBLICATIONS

Automotive News, Apr. 8, 1963, p. 18, Climatic Air

Imperial Auto Air conditioner, bottom right side of page.

Heating & Air Conditioning Contractor, 10/68, p. 2, Shallow-Valve Floor Diffuser, middle top of page.

Primary Examiner—James M. Gandy
Assistant Examiner—Lisa Lichtenstein
Attorney, Agent, or Firm—Bull, Housser & Tupper

[57] CLAIM


The ornamental design for a heat register, as shown and described.

DESCRIPTION

FIG. 1 is a top perspective view of a heat register, showing my new design, in open position, FIG. 2 is a top perspective view thereof, in closed position,

FIG. 3 is a top plan view thereof in open position, FIG. 4 is a side elevational view thereof, the opposite side being a mirror image of that shown, FIG. 5 is an end elevation view thereof, the opposite end being a mirror image of that shown, FIG. 6 is a bottom plan view thereof, in open position, and

FIG. 7 is a simplified cross-sectional view thereof, taken on line 7--7 of FIG. 3.



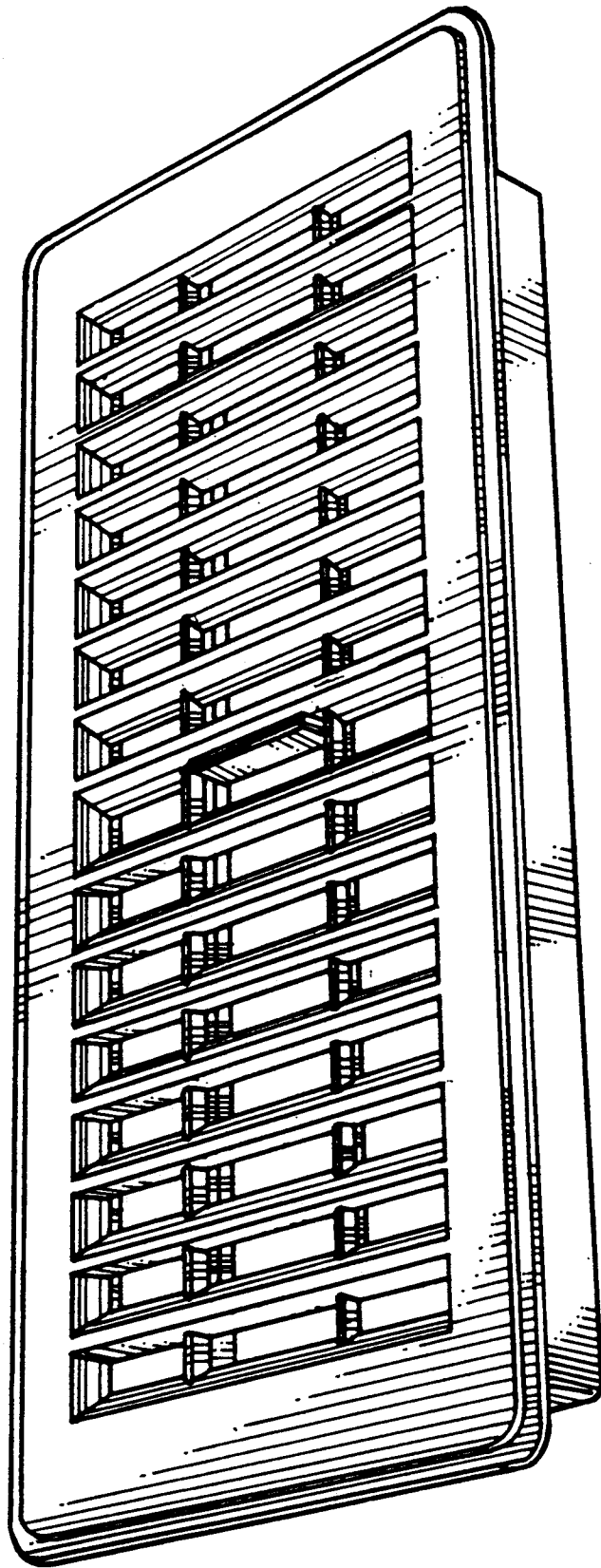


FIG. I

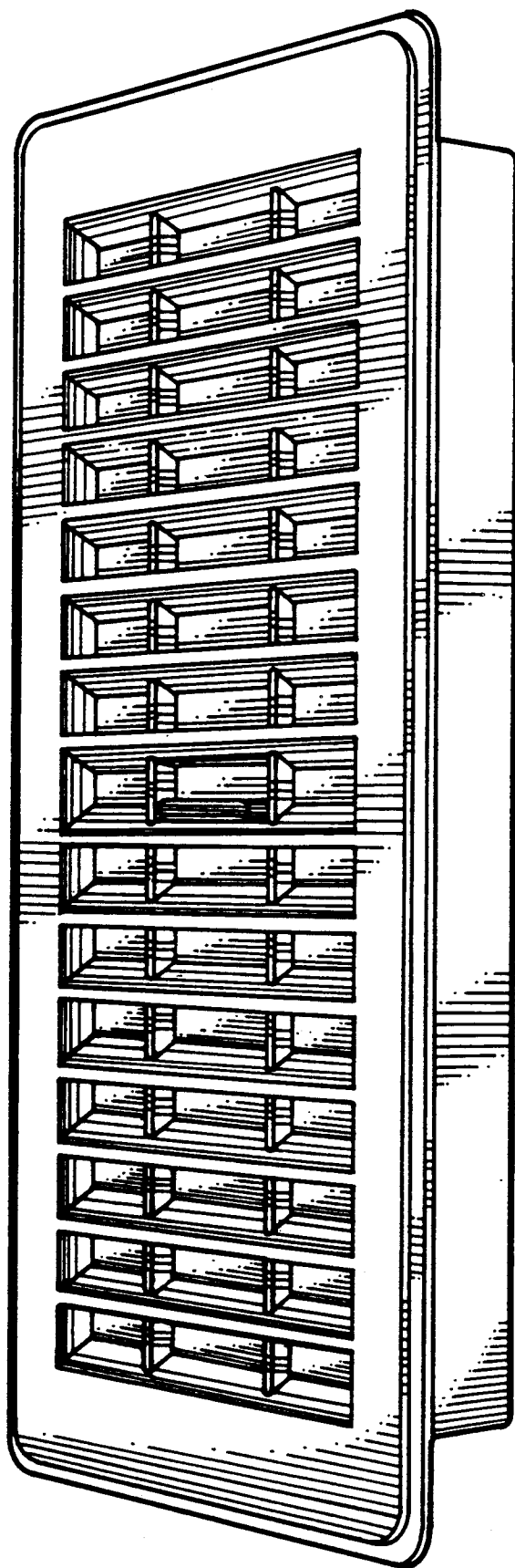


FIG. 2

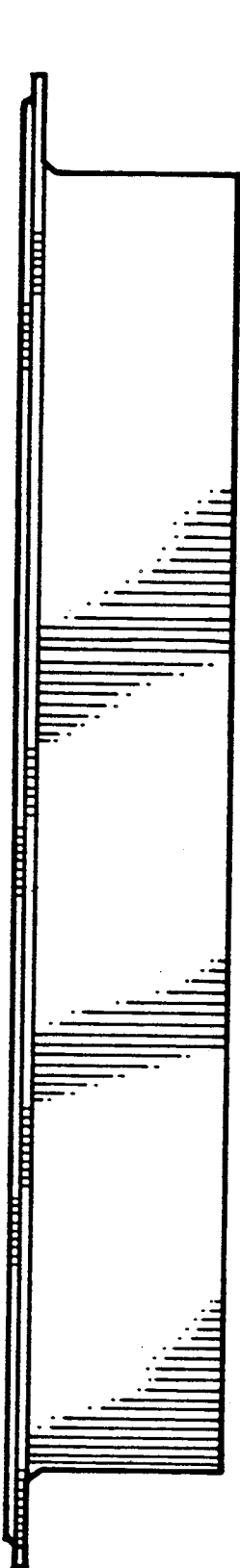


FIG. 4

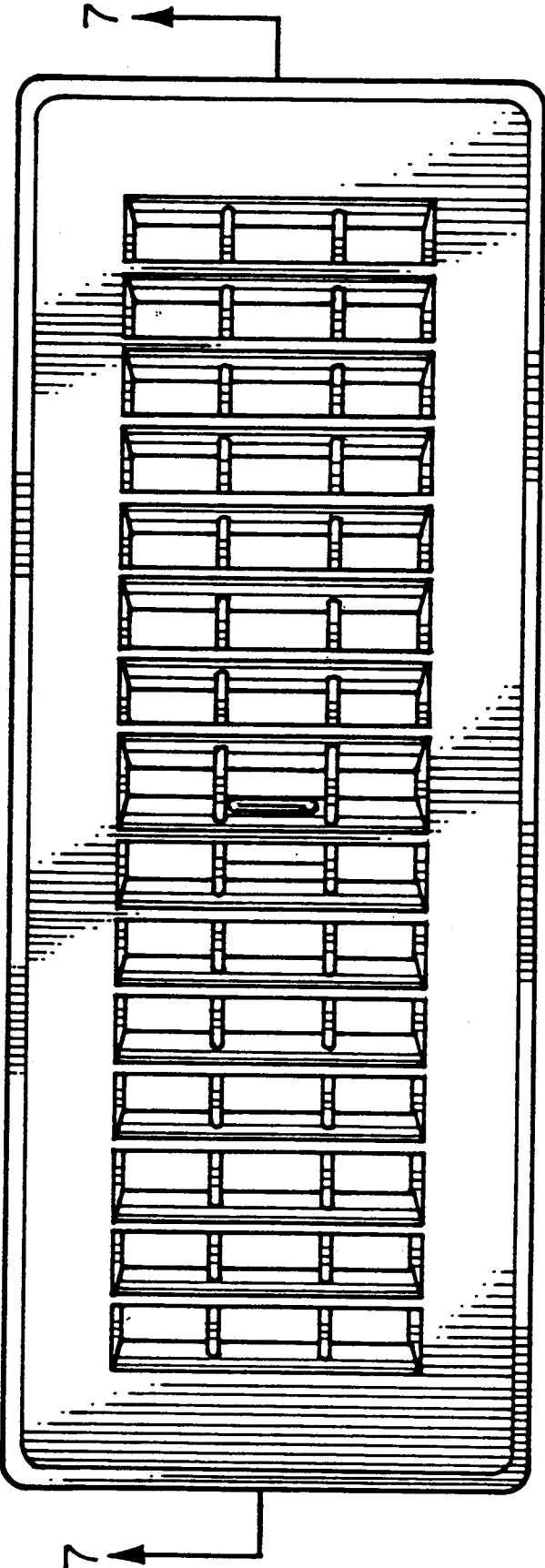


FIG. 3

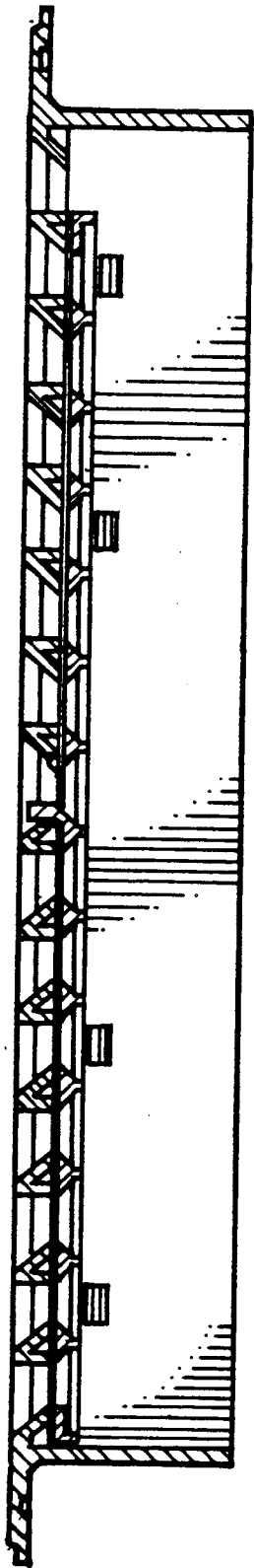


FIG. 7




FIG. 5

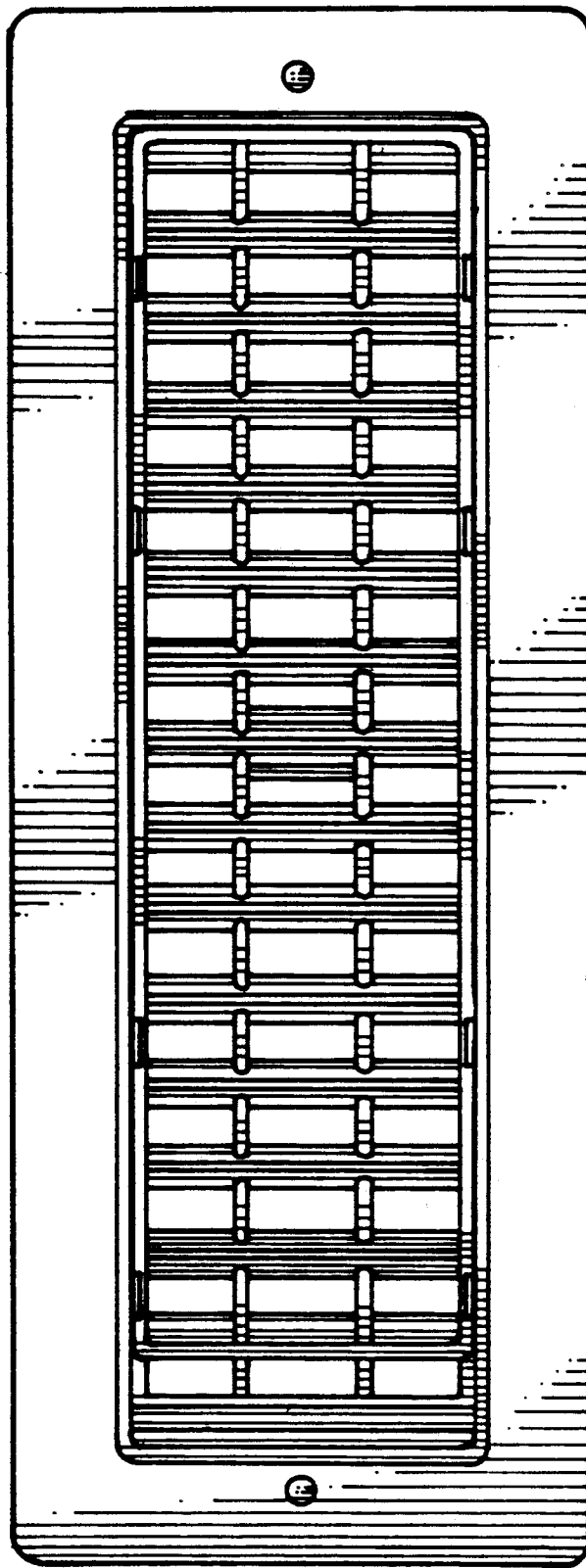


FIG. 6