



US00D403077S

United States Patent [19]

[11] Patent Number: **Des. 403,077**

Bohannon et al.

[45] Date of Patent: ****Dec. 22, 1998**

[54] **MICROORGANISM CULTURE TRAY**

4,741,619 5/1988 Humphries et al. .

[75] Inventors: **Lon Maynard Bohannon**, Lansing, Mich.; **Raymond Louis Miller**, Lindenwold; **Sudhakar Vulimiri**, Gibbstown, both of N.J.

4,761,378 8/1988 Godsey .

5,462,860 10/1995 Mach .

5,508,005 4/1996 Mathus .

5,540,891 7/1996 Portmann et al. .

5,587,321 12/1996 Smith et al. .

5,601,998 2/1997 Mach et al. .

5,700,655 12/1997 Croteau et al. 435/305.2

[73] Assignee: **Neogen Corporation**, Lansing, Mich.

Primary Examiner—Louis S. Zarfes

Assistant Examiner—G. Andoll

Attorney, Agent, or Firm—Ian C. McLeod

[**] Term: **14 Years**

[57] CLAIM

[21] Appl. No.: **70,591**

The ornamental design for a microorganism culture tray, as shown and described.

[22] Filed: **May 12, 1997**

DESCRIPTION

[51] **LOC (6) Cl.** **24-02**

[52] **U.S. Cl.** **D24/224; D24/216**

[58] **Field of Search** D24/216, 224, D24/226; 206/557; D9/430; 422/102; D7/541; 435/297.5, 305.1–305.4, 307.1, 309.4

FIG. 1 is a top plan view of the microorganism culture tray, with a clear plastic cover, showing our new design; FIG. 2 is a top plan view of the microorganism culture tray of FIG. 1 with the cover removed; FIG. 3 is a front elevational view of FIG. 1; FIG. 4 is a right side elevational view of FIG. 1, the left side elevational view being a mirror image thereof; FIG. 5 is a back elevational view of FIG. 1; FIG. 6 is an enlarged cross-sectional view, along line 6—6 of FIG. 1 for clarity of illustration; FIG. 7 is an enlarged cross-sectional view along line 7—7 of FIG. 1.

[56] References Cited

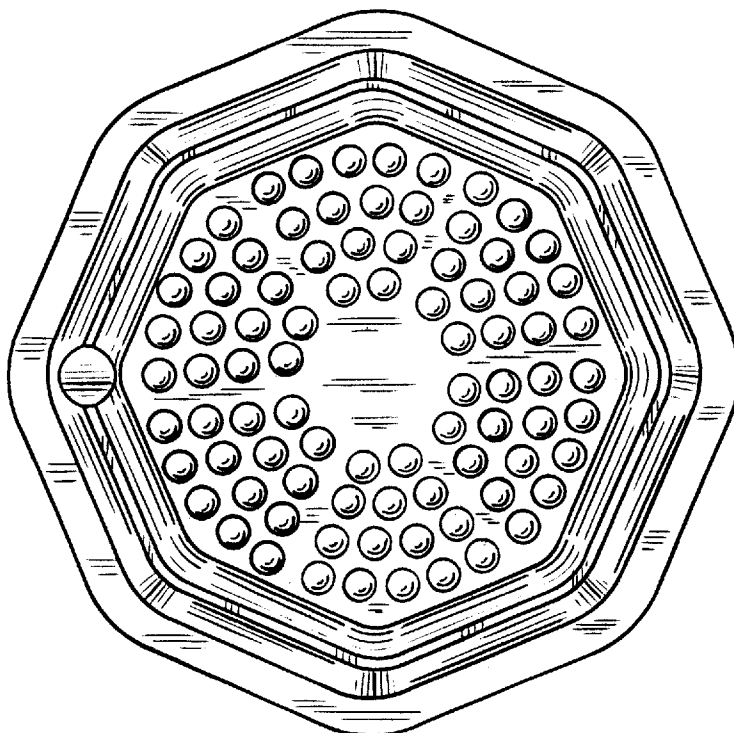
U.S. PATENT DOCUMENTS

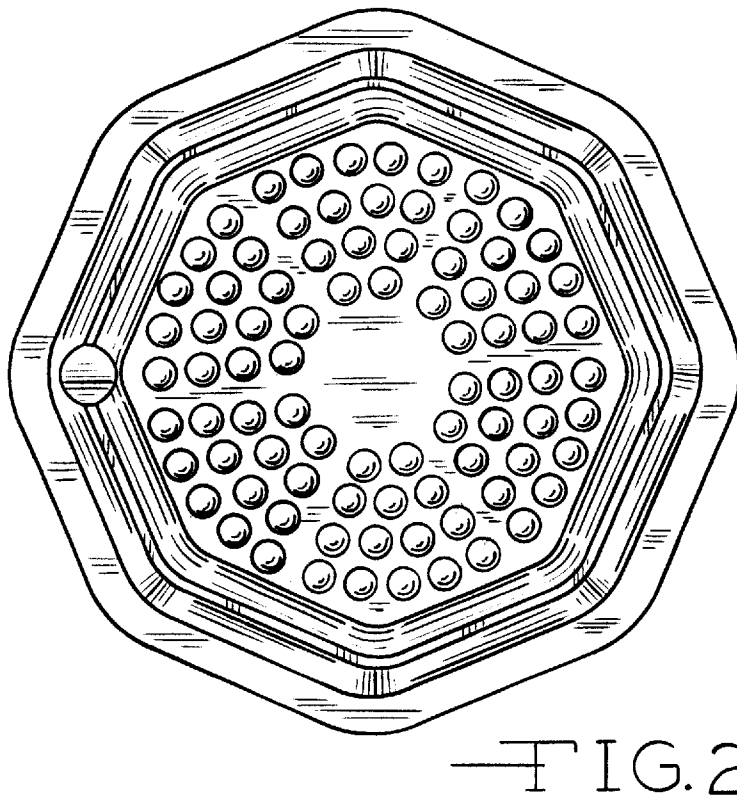
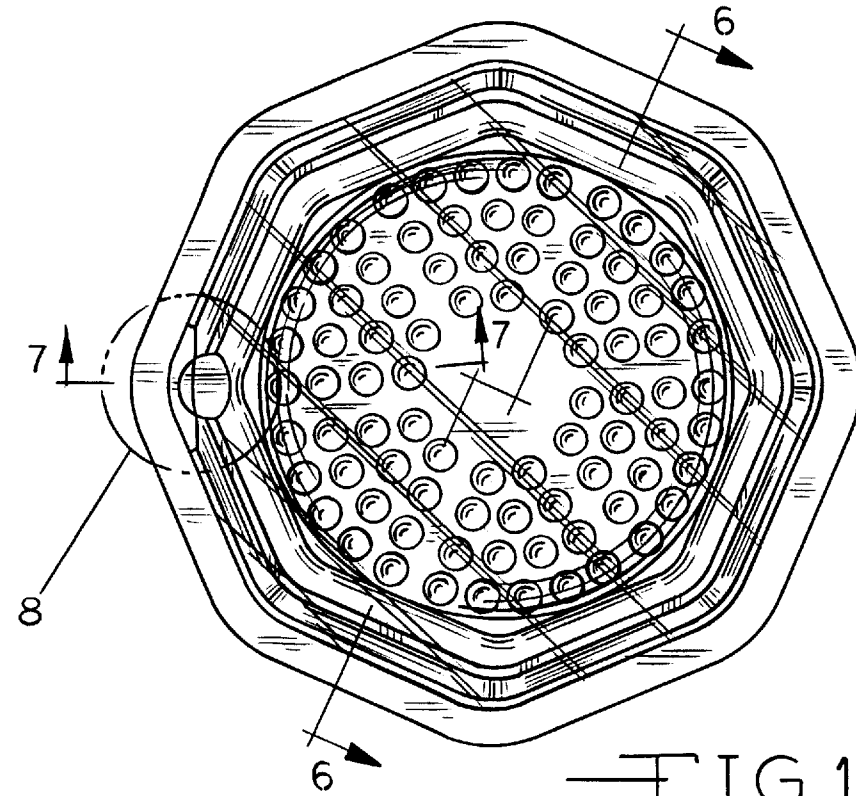
D. 295,319	4/1988	Franchere et al.	D24/224
D. 316,752	5/1991	Ricketts .	
3,356,462	12/1967	Cooke et al. .	
3,649,464	3/1972	Freeman .	
3,729,382	4/1973	Schaffer et al.	435/309.4
4,240,751	12/1980	Linnecke et al. .	
4,252,897	2/1981	Axford et al.	435/309.4
4,292,273	9/1981	Butz et al. .	
4,495,289	1/1985	Lyman et al. .	
4,545,958	10/1985	Dopatka .	
4,560,535	12/1985	Bouchee .	
4,735,778	4/1988	Maruyama et al. .	

FIG. 8 is an enlarged perspective detail of FIG. 1.

The bottom and other side of the microorganism culture tray form no part of the claimed design.

1 Claim, 6 Drawing Sheets





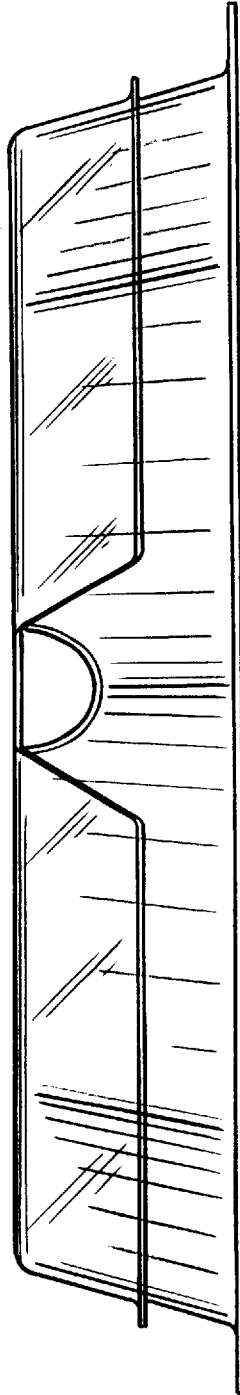


FIG. 3

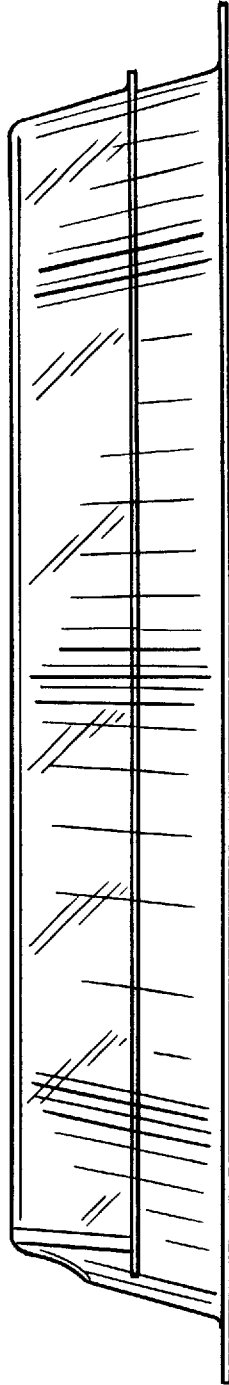


FIG. 4

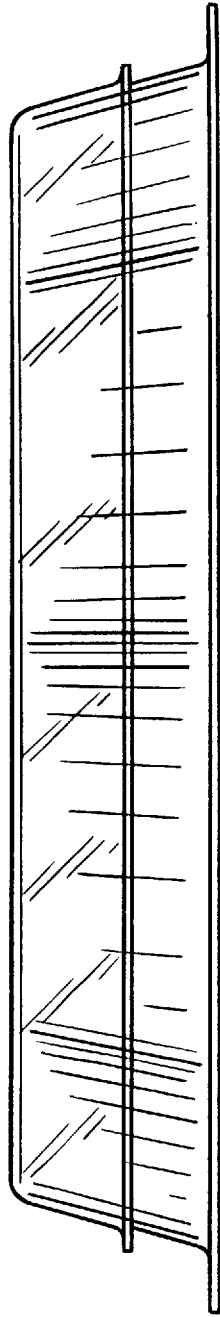
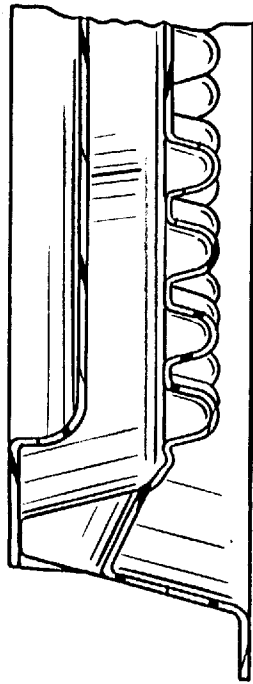
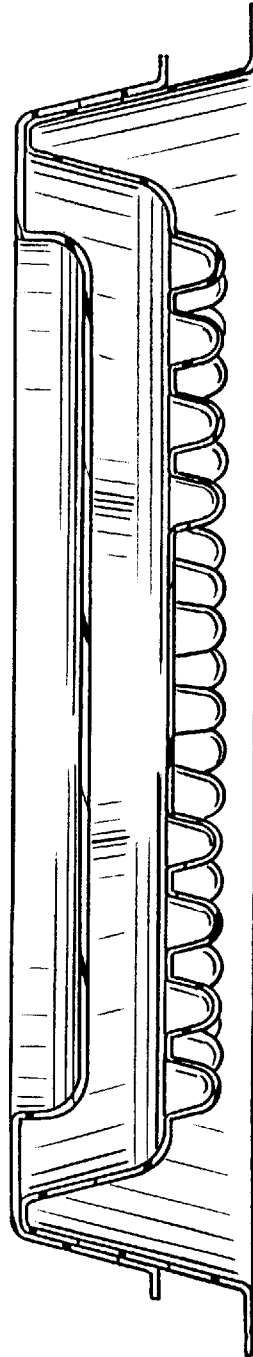


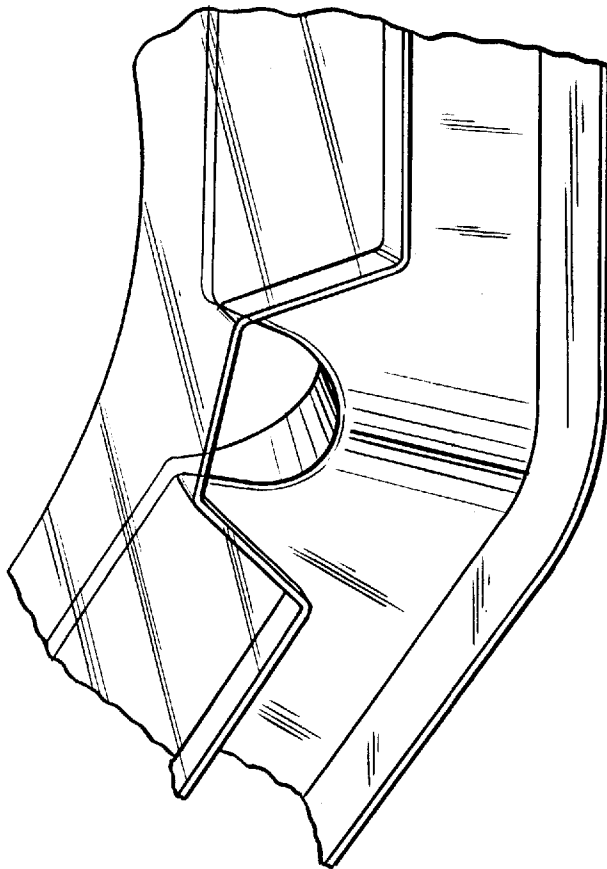
FIG. 5



—FIG. 7



—FIG. 6



—FIG. 8