



US00D571090S

(12) **United States Design Patent**
Fujita et al.

(10) **Patent No.:** **US D571,090 S**

(45) **Date of Patent:** **** Jun. 17, 2008**

(54) **PAIR OF SHOE OUTSOLES**

(75) Inventors: **Hisanori Fujita**, Kobe (JP); **Akira Usuki**, Kobe (JP)

(73) Assignee: **ASICS Corporation**, Kobe (JP)

(**) Term: **14 Years**

(21) Appl. No.: **29/292,566**

(22) Filed: **Oct. 18, 2007**

(30) **Foreign Application Priority Data**

Jul. 17, 2007 (EM) 000761382-0001

(51) **LOC (8) Cl.** **02-04**

(52) **U.S. Cl.** **D2/956; D2/953; D2/960**

(58) **Field of Classification Search** D2/902,
D2/946-948, 951-958, 960; 36/3 B, 22 R,
36/24.5, 25 R, 32 R, 67 A, 59 C, 103, 105,
36/106, 110, 117.3

See application file for complete search history.

(56) **References Cited**

U.S. PATENT DOCUMENTS

D497,705 S *	11/2004	Turner	D2/954
D512,208 S *	12/2005	Kubo et al.	D2/960
D512,818 S *	12/2005	Mitani et al.	D2/953
D512,819 S *	12/2005	Usuki et al.	D2/953
D540,014 S *	4/2007	Turner et al.	D2/957

D559,509 S *	1/2008	Hayes et al.	D2/954
D561,434 S *	2/2008	Fujita et al.	D2/953
D561,442 S *	2/2008	Kayano et al.	D2/959

* cited by examiner

Primary Examiner—Celia A. Murphy

(74) *Attorney, Agent, or Firm*—Michael E. Zall

(57) **CLAIM**

We claim the ornamental design for a pair of shoe outsoles, as shown and described.

DESCRIPTION

FIG. 1 is a top right perspective view of the left component of a pair of shoe outsoles showing our new design, the right component that is not shown, being a mirror image;

FIG. 2 is a bottom left perspective view thereof;

FIG. 3 is a right side elevational view thereof;

FIG. 4 is left side elevational view thereof;

FIG. 5 is a bottom plan view thereof;

FIG. 6 is a rear elevational view thereof; and,

FIG. 7 is a front elevational view thereof.

The broken line showing a portion of a shoe upper along with the remainder of the shoe outsole throughout the figures illustrates the portion of the design that forms no part of the claim.

1 Claim, 6 Drawing Sheets

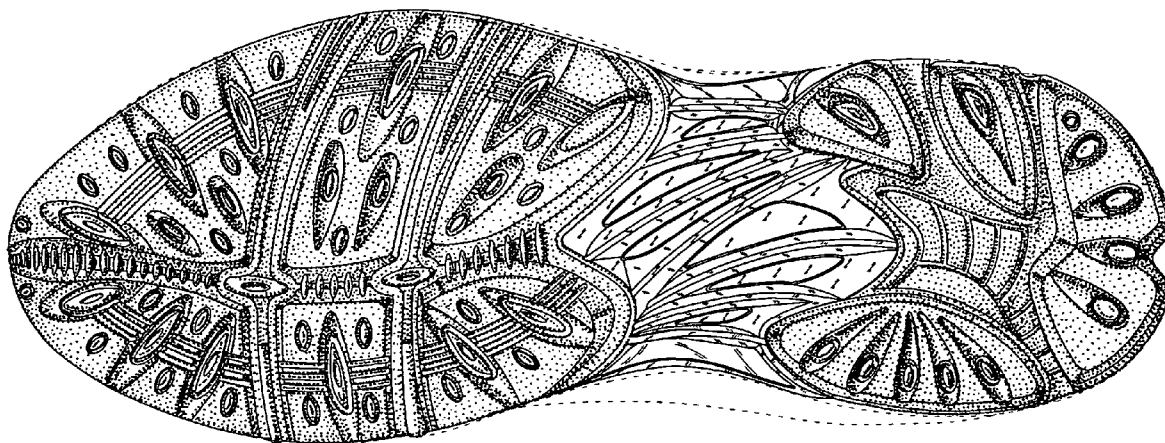
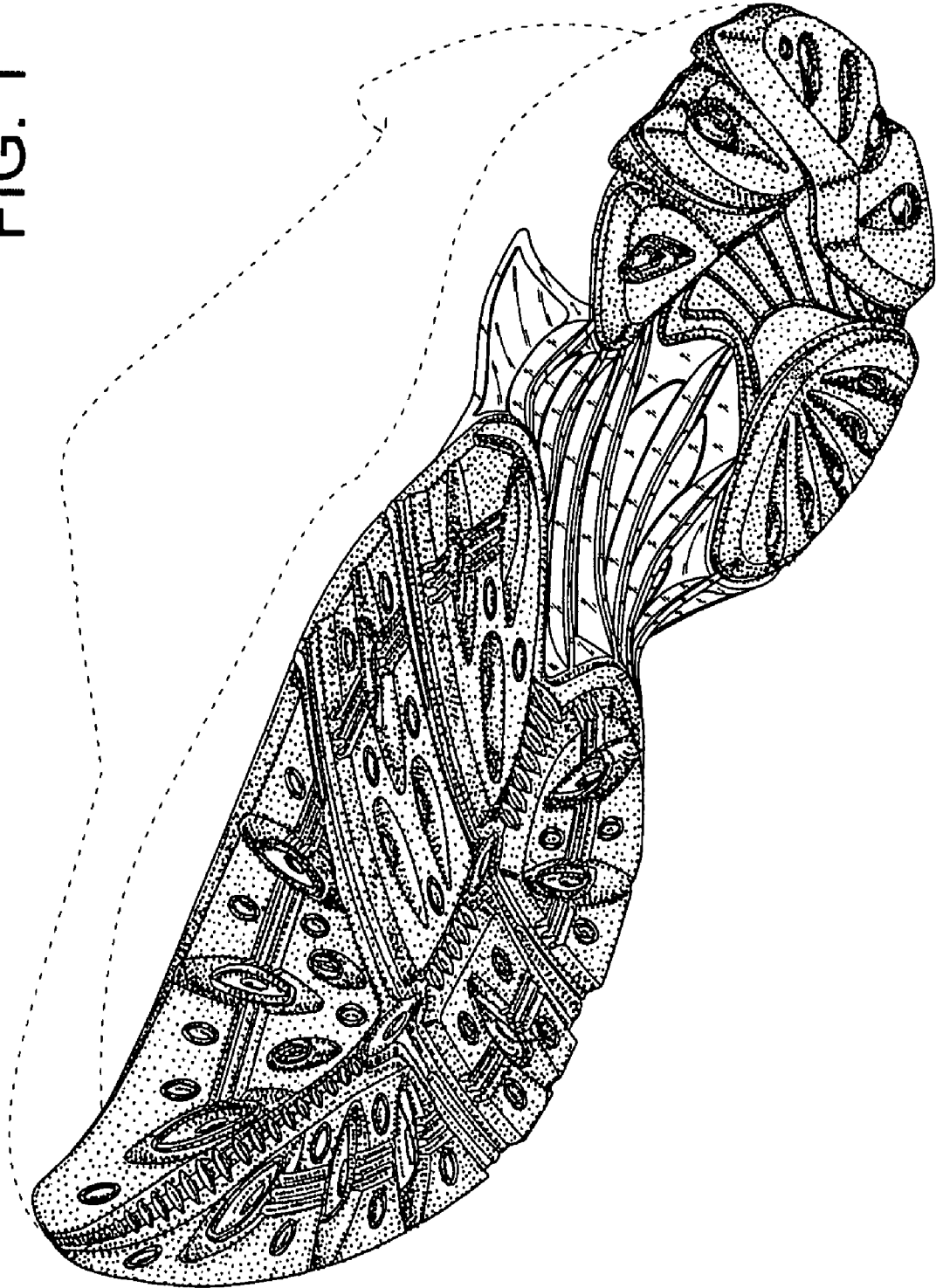


FIG. 1



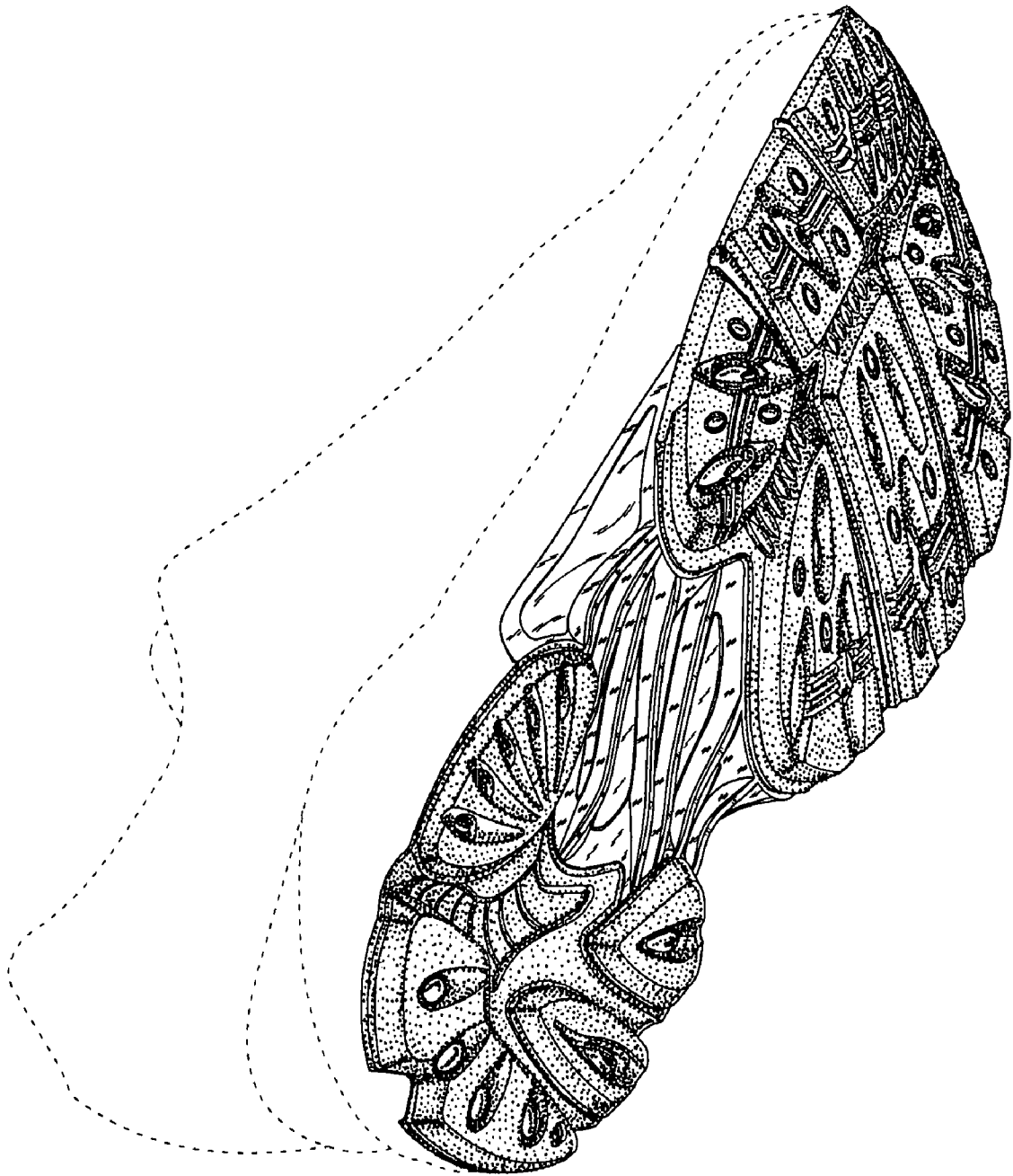


FIG. 2

FIG. 3

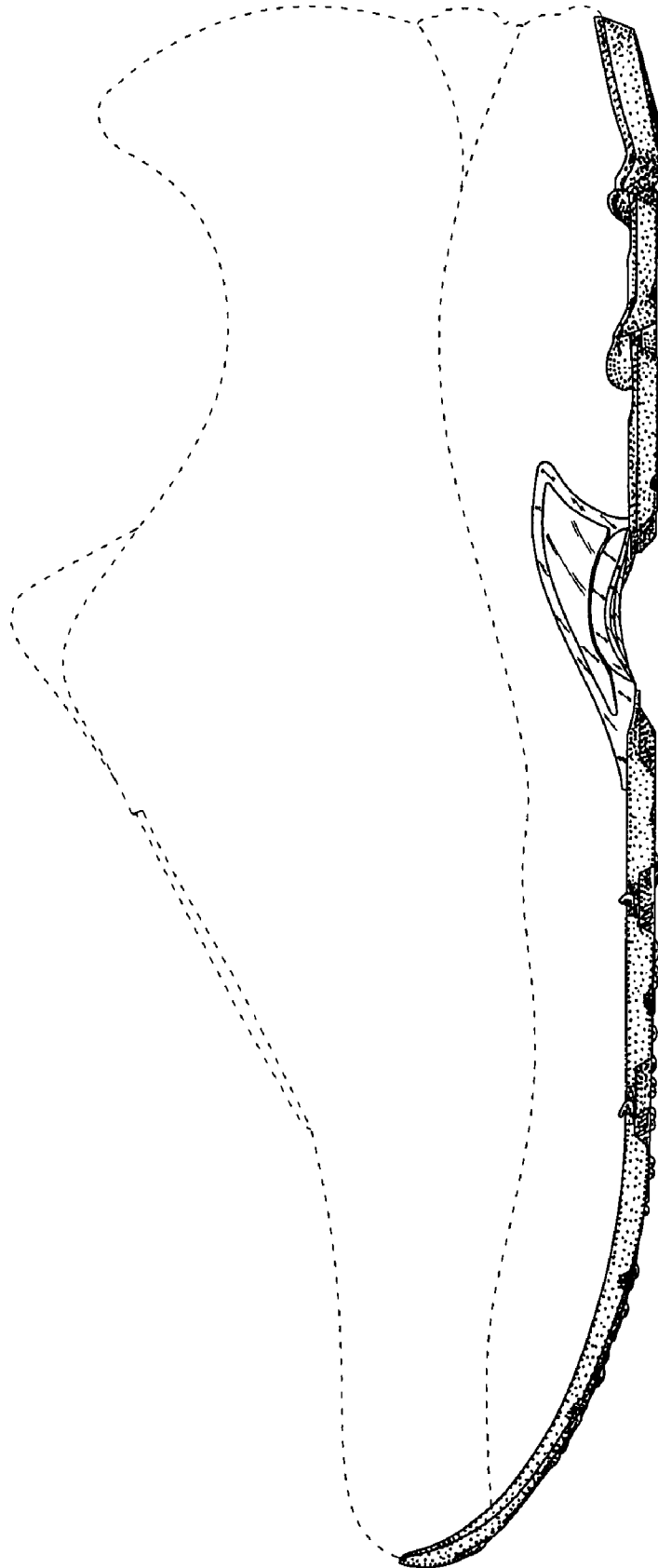


FIG. 4

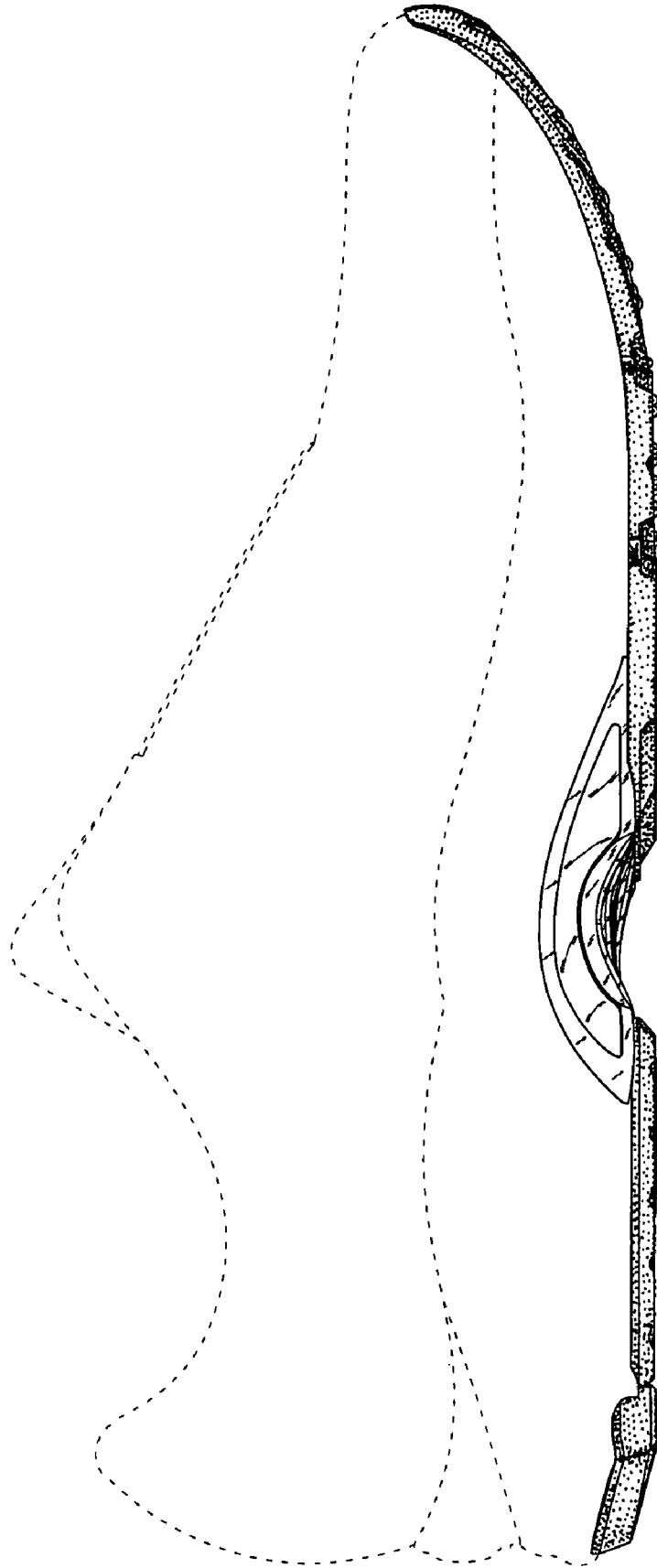


FIG. 5

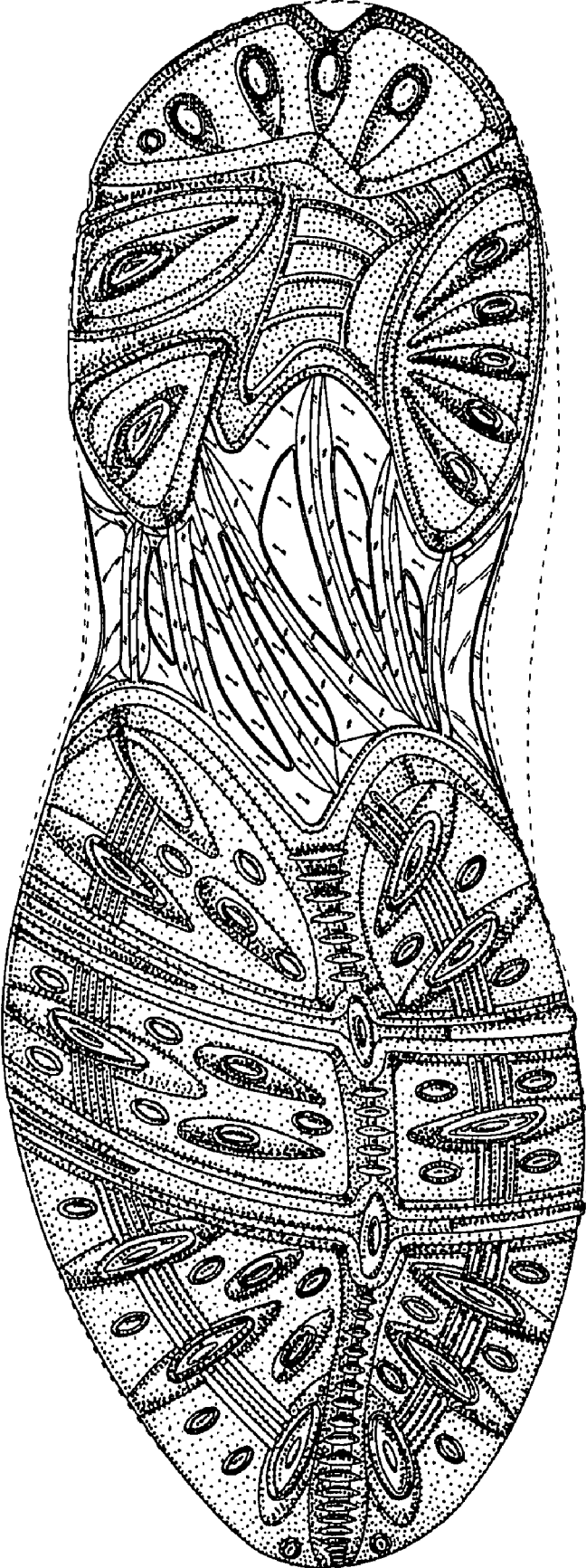


FIG. 6

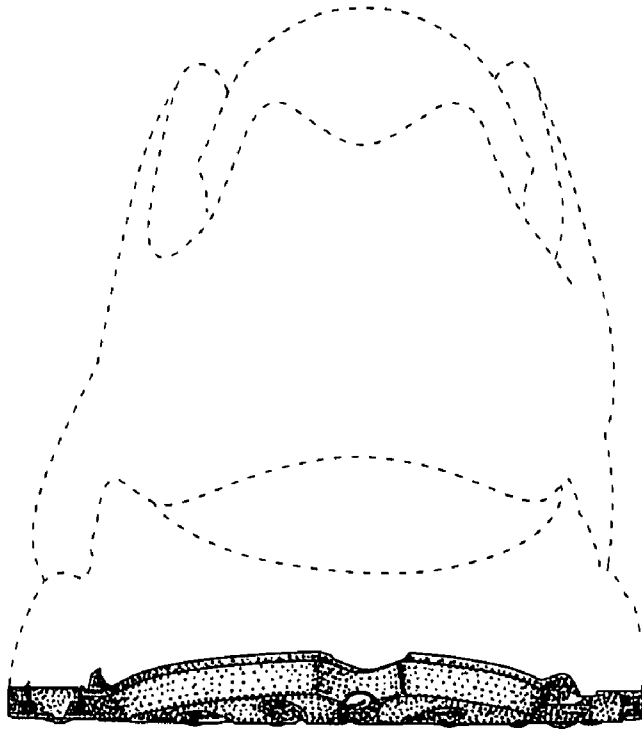


FIG. 7

