



US00D570506S

(12) **United States Design Patent**
Uemoto et al.

(10) **Patent No.:** **US D570,506 S**

(45) **Date of Patent:** **** Jun. 3, 2008**

(54) **LIGHTING APPARATUS**

(75) Inventors: **Takaari Uemoto**, Kadoma (JP); **Keiji Nishimoto**, Kadoma (JP); **Yasuharu Ueno**, Kadoma (JP); **Satoshi Shida**, Kadoma (JP); **Yuji Omata**, Kadoma (JP)

(73) Assignee: **Matsushita Electric Industrial Co., Ltd.**, Osaka (JP)

(**) Term: **14 Years**

(21) Appl. No.: **29/270,326**

(22) Filed: **Dec. 19, 2006**

(30) **Foreign Application Priority Data**

Jun. 20, 2006 (JP) 2006-015950
Jun. 20, 2006 (JP) 2006-015951

(51) **LOC (8) Cl.** **26-04**

(52) **U.S. Cl.** **D26/24; D26/1**

(58) **Field of Classification Search** D26/24,
D26/1, 2, 37, 72, 74, 80, 81, 83, 93, 105,
D26/113, 25; D13/180, 182; 362/612, 631,
362/555, 89, 147, 153, 257, 800; 257/79,
257/80, 82, 88, 433; 313/500

See application file for complete search history.

(56) **References Cited**

U.S. PATENT DOCUMENTS

5,325,384 A * 6/1994 Herb et al. 372/36
5,748,161 A * 5/1998 Lebby et al. 345/84
6,862,304 B2 * 3/2005 Maurer et al. 372/36
D528,672 S * 9/2006 Nagai et al. D26/1
D529,203 S * 9/2006 Nagai D26/1
7,101,061 B2 * 9/2006 Nagai et al. 362/294
7,157,853 B2 * 1/2007 Imai et al. 313/512
D548,199 S * 8/2007 Chen D13/182
2002/0024096 A1 * 2/2002 Yamazaki et al. 257/359
2004/0016932 A1 * 1/2004 Kondo 257/80

2005/0008052 A1 * 1/2005 Nomura et al. 372/39
2005/0211990 A1 * 9/2005 Lee et al. 257/79
2006/0044828 A1 * 3/2006 Kim et al. 362/613
2006/0108913 A1 * 5/2006 Cok 313/500

FOREIGN PATENT DOCUMENTS

EM 000272695-0002 * 12/2004
EM 000378575-0001 * 7/2005
JP 2003-124528 4/2003

OTHER PUBLICATIONS

Uemoto et al., U.S. Design Application entitled "Lighting Apparatus," U.S. Appl. No. 29/270,316, filed Dec. 19, 2006.
Uemoto et al., U.S. Design Application entitled "Lighting Apparatus," U.S. Appl. No. 29/270,341, filed Dec. 19, 2006.

* cited by examiner

Primary Examiner—Cathron Brooks

Assistant Examiner—Angela J Lee

(74) *Attorney, Agent, or Firm*—Brinks Hofer Gilson & Lione

(57) **CLAIM**

We claim the ornamental design for a lighting apparatus, as shown and described.

DESCRIPTION

FIG. 1 is a top perspective view of a lighting apparatus of the present invention;

FIG. 2 is a front view thereof, the rear view being a mirror image thereof;

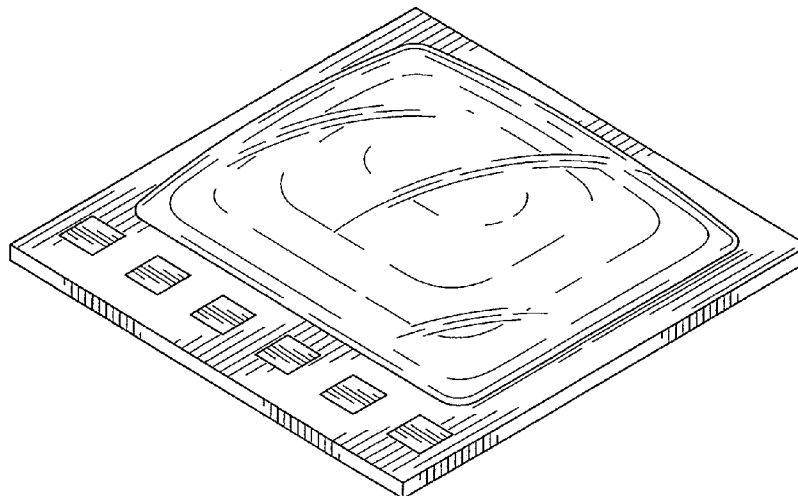
FIG. 3 is a left side view thereof, the right side view being a mirror image thereof;

FIG. 4 is a top view thereof; and,

FIG. 5 is a bottom view thereof.

An elevation on a substrate is transparent and thus light comes through. The squares are electrodes.

1 Claim, 3 Drawing Sheets



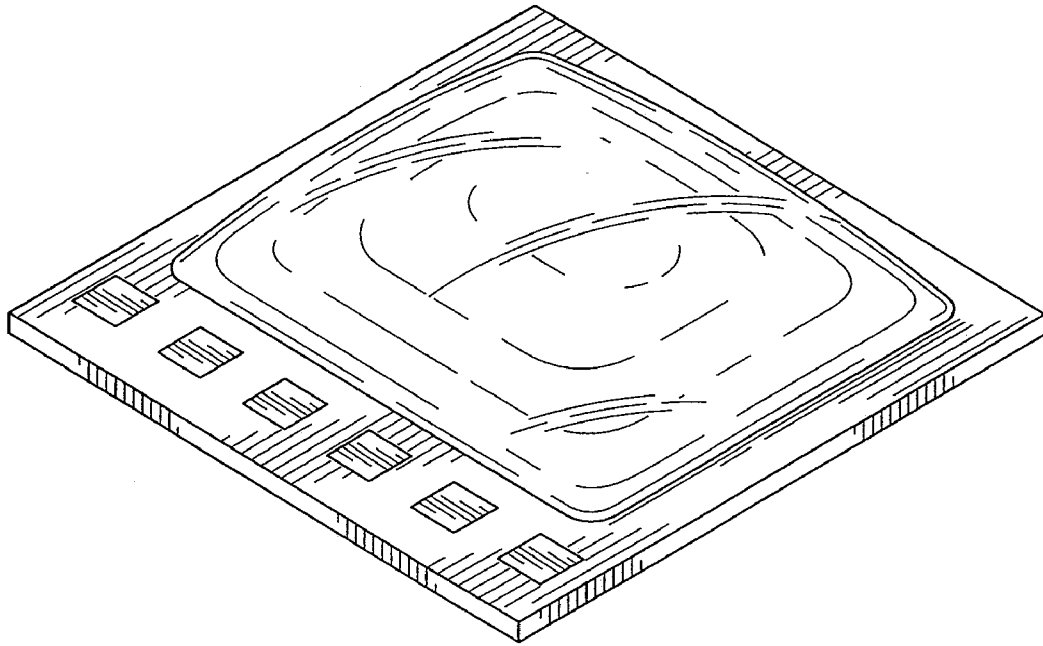


FIG. 1



FIG. 2

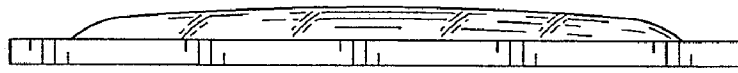


FIG.3

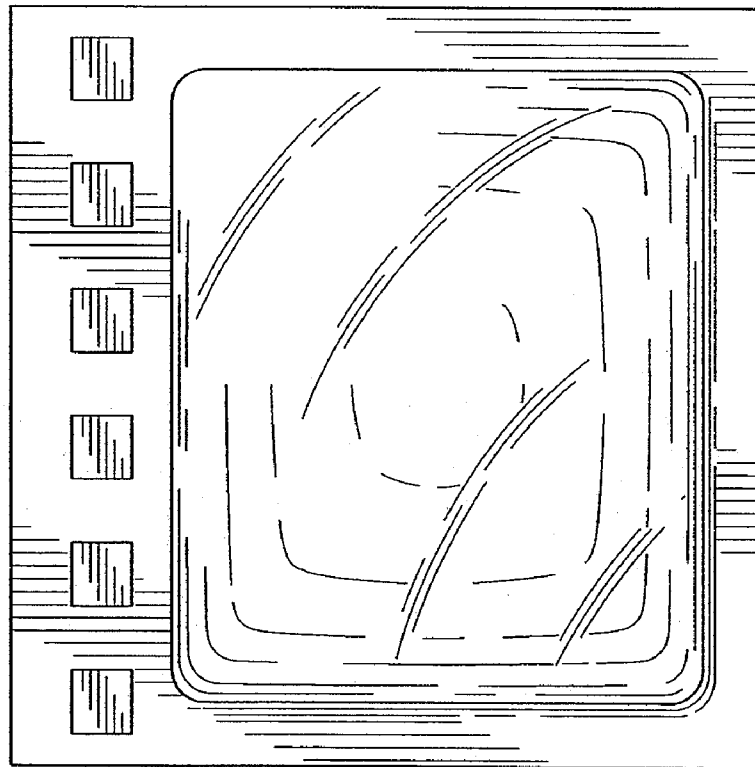


FIG.4




FIG.5