



US00D853372S

(12) **United States Design Patent**
Kim

(10) **Patent No.:** **US D853,372 S**

(45) **Date of Patent:** **** Jul. 9, 2019**

(54) **PHONE CASE**

- (71) Applicant: **Modne, Inc.**, Cerritos, CA (US)
- (72) Inventor: **Woo Jin Kim**, Fullerton, CA (US)
- (73) Assignee: **Modne, Inc.**, Cerritos, CA (US)
- (**) Term: **15 Years**
- (21) Appl. No.: **29/614,189**

(22) Filed: **Aug. 16, 2017**

(51) **LOC (11) Cl.** **14-03**

(52) **U.S. Cl.**
USPC **D14/250**

(58) **Field of Classification Search**

USPC D14/143, 189, 203.2–203.7, 217, 238.1,
D14/240, 248, 250–253, 440, 447, 496;
D3/201, 218, 247–251, 269, 273, 301,
D3/303; D13/103, 107–108, 119;
D5/32–39
CPC A45C 1/06; A45C 11/00; A45C 13/02;
A45C 2011/002; A45F 2005/026; A45F
2200/0525; A45F 2200/0516; H04B
1/3888; H04M 1/0283; H04M 1/0202

See application file for complete search history.

(56) **References Cited**

U.S. PATENT DOCUMENTS

D618,230	S	*	6/2010	Brown	D14/250
D626,121	S	*	10/2010	Richardson	D14/250
D626,538	S	*	11/2010	Brown	D14/250
D626,539	S	*	11/2010	Brown	D14/250
D626,540	S	*	11/2010	Brown	D14/250
D632,685	S	*	2/2011	Richardson	D14/250
D679,271	S	*	4/2013	Liu	D13/103
D706,254	S	*	6/2014	Chang	D14/217
D765,085	S	*	8/2016	Moore	D14/440
D792,876	S	*	7/2017	Kim	D14/250

* cited by examiner

Primary Examiner — Lilyana Bekic

Assistant Examiner — Aula Soroush

(74) *Attorney, Agent, or Firm* — Stradling Yocca Carlson & Rauth

(57) **CLAIM**

The ornamental design for a phone case, as shown and described.

DESCRIPTION

FIG. 1 is a top perspective view showing the top, front, and right sides as well as the inner left interior surface of a phone case;

FIG. 2 is a bottom perspective view showing the bottom, front, and left sides as well as the inner right interior surface of the phone case;

FIG. 3 is a further bottom perspective view showing the bottom, front, and right sides as well as the inner left interior surface of the phone case;

FIG. 4 is a further bottom perspective view showing the bottom, left, and back sides of the phone case;

FIG. 5 is a front elevation view of the phone case;

FIG. 6 is a rear elevation view of the phone case;

FIG. 7 is a left side elevation view of the phone case;

FIG. 8 is a right side elevation view of the phone case;

FIG. 9 is a top plan view of the phone case;

FIG. 10 is a bottom plan view of the phone case;

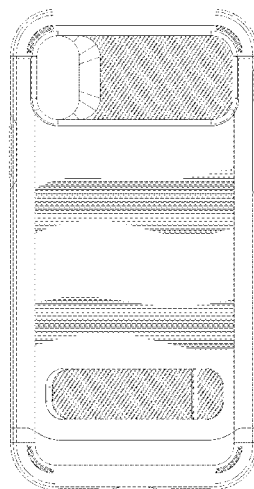
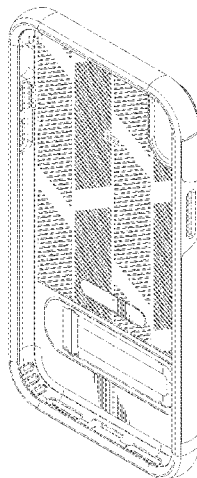
FIG. 11 is a further top perspective view showing the top, right and back sides of the phone case with the stand element in use position;

FIG. 12 is a bottom perspective view showing the bottom, left and back sides of the phone case with the stand element in a position of use; and,

FIG. 13 is a top plan view of the phone case showing the stand element in a position of use.

The broken lines in the drawings represent portions of the phone case that form no part of the claimed design.

1 Claim, 11 Drawing Sheets



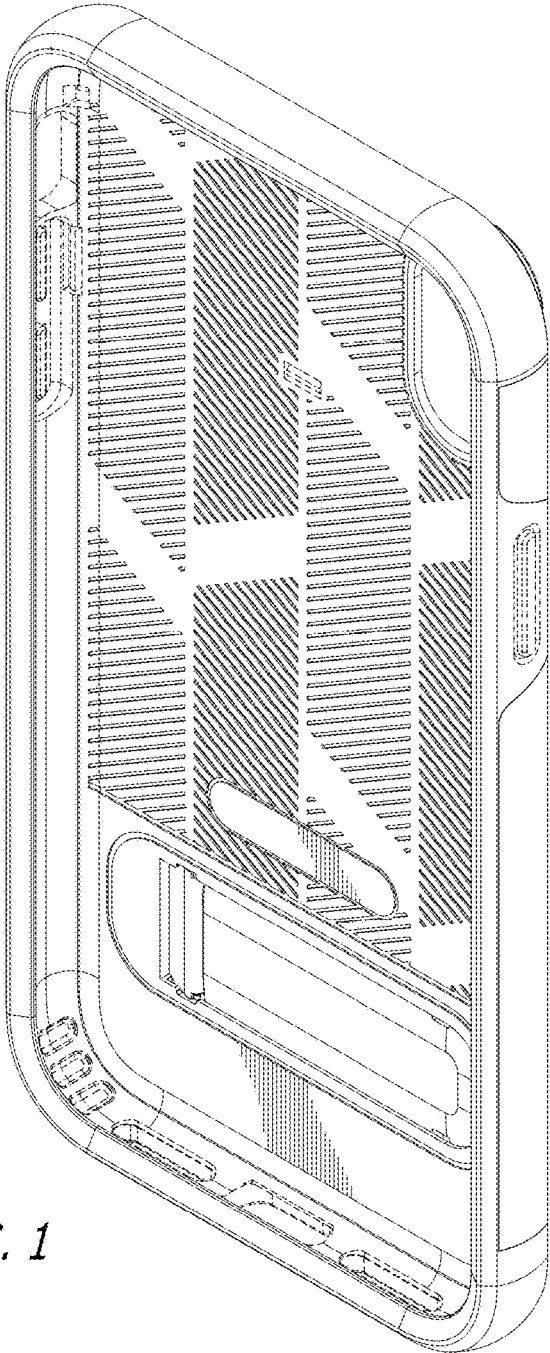


FIG. 1

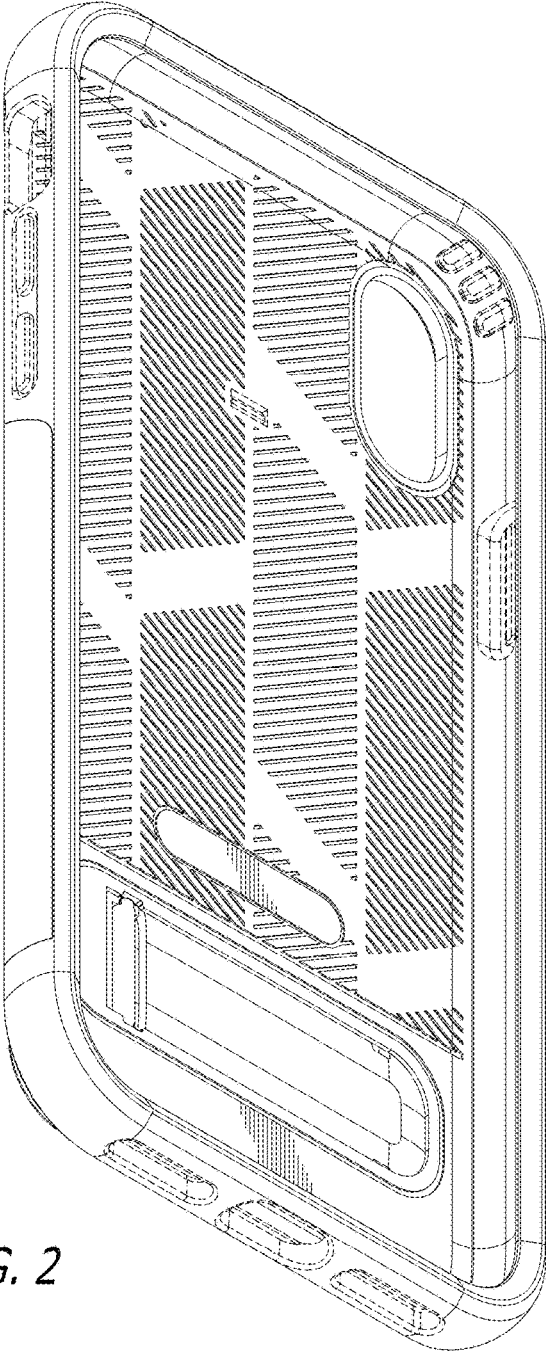


FIG. 2

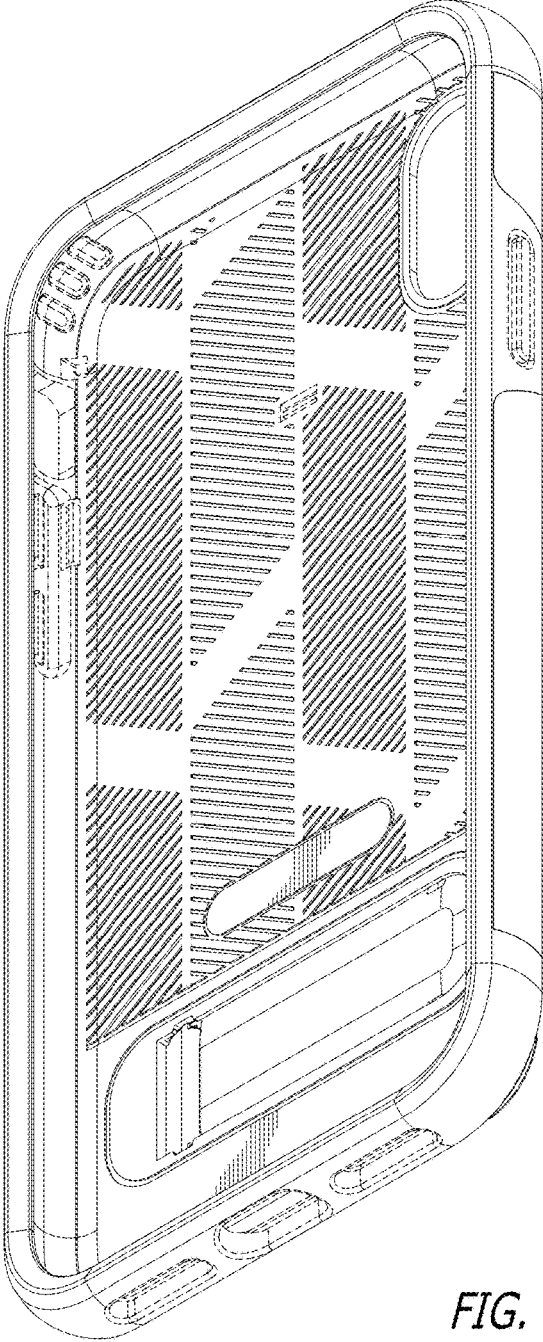


FIG. 3

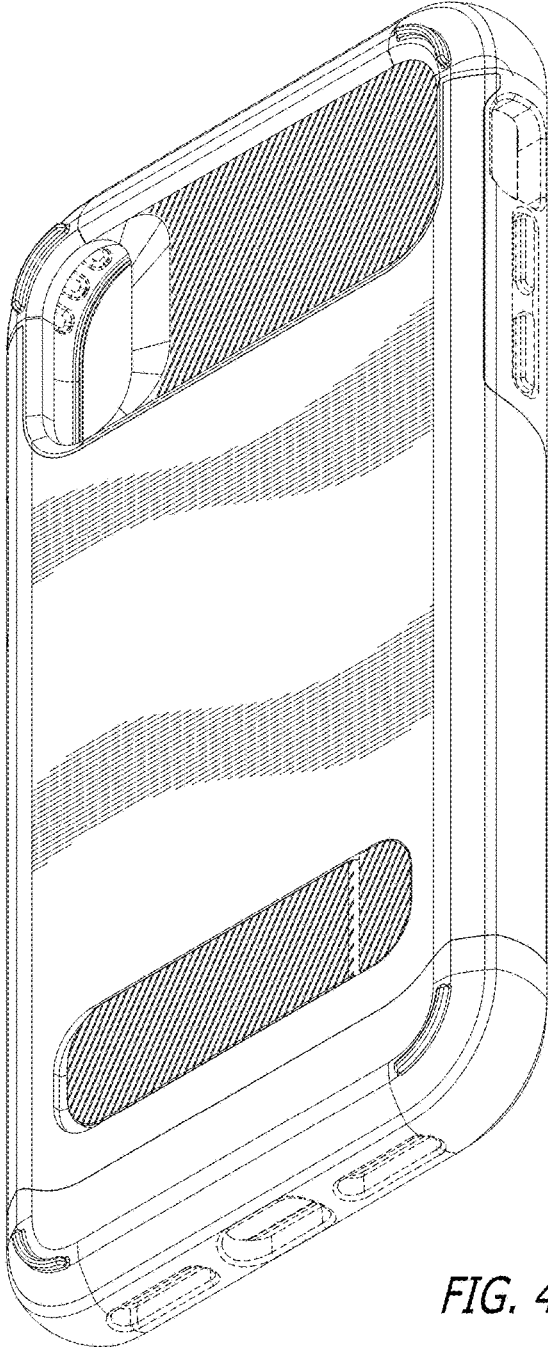


FIG. 4

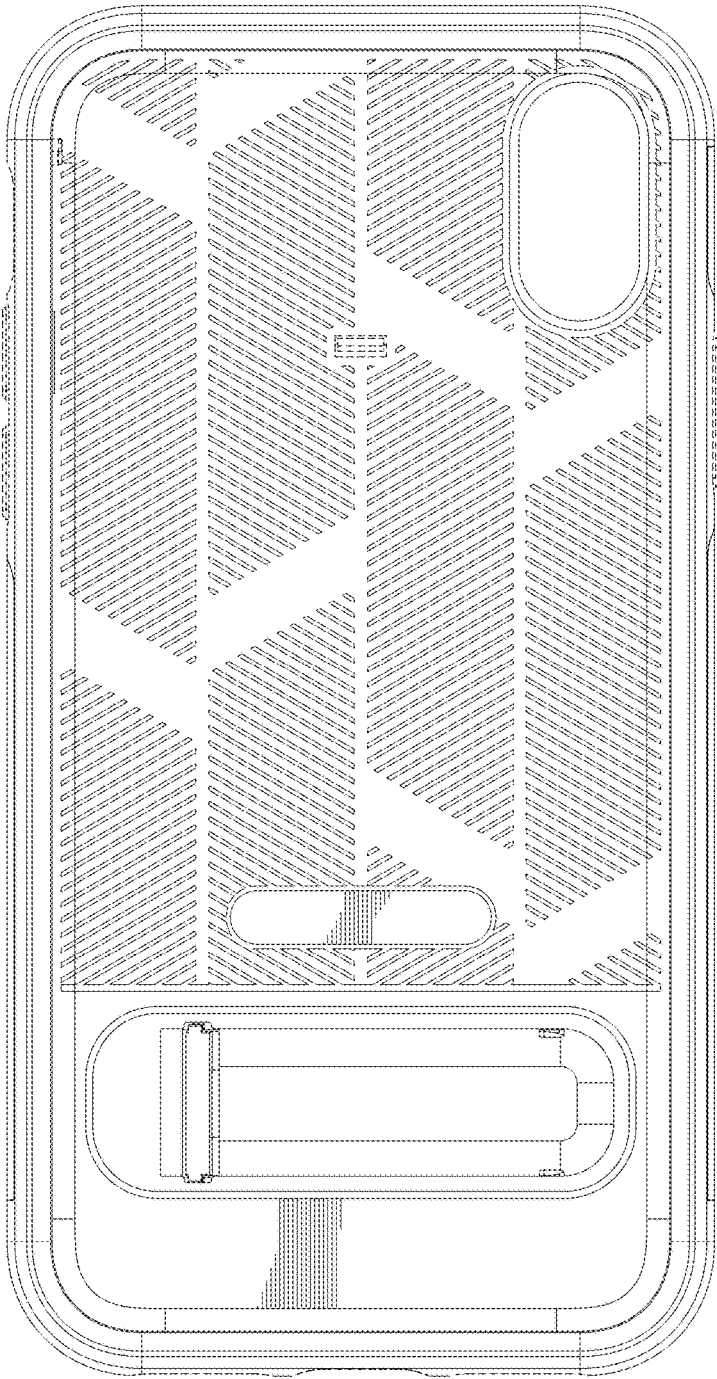


FIG. 5

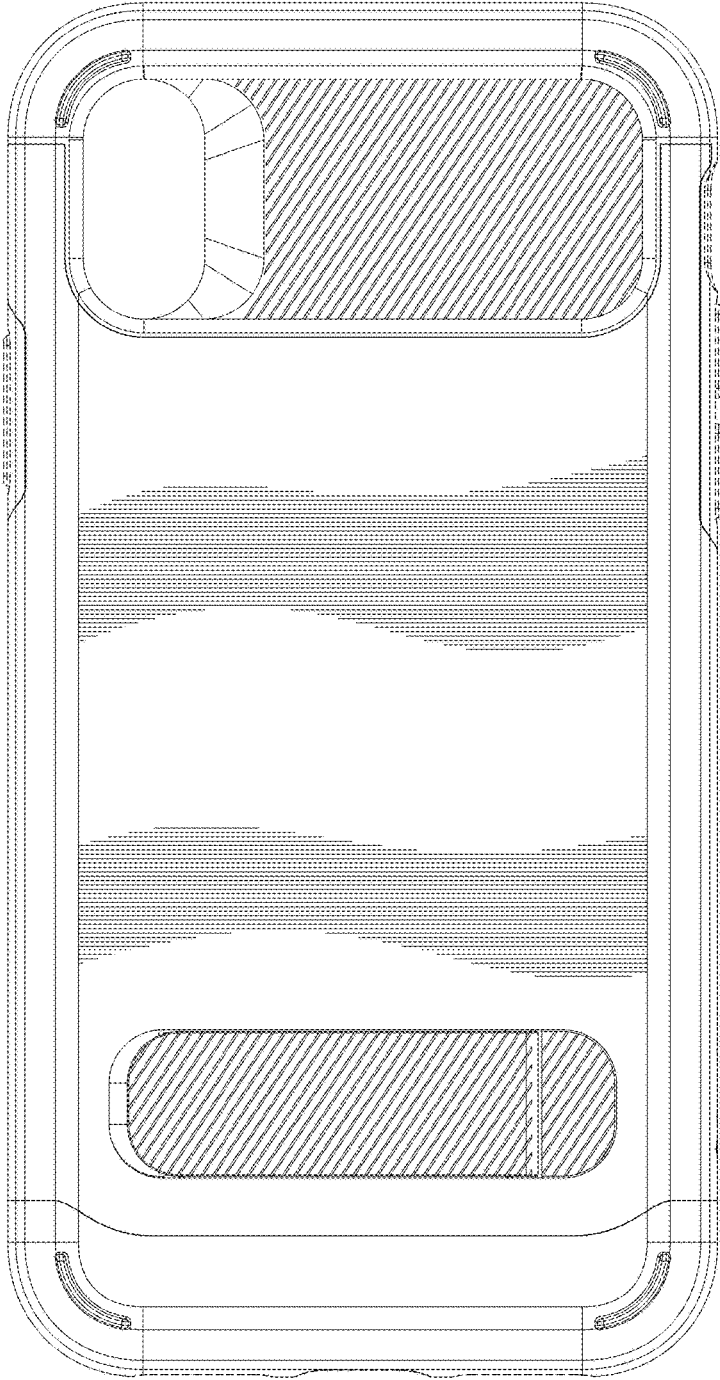


FIG. 6




FIG. 7




FIG. 8




FIG. 9

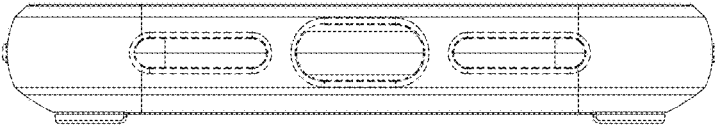
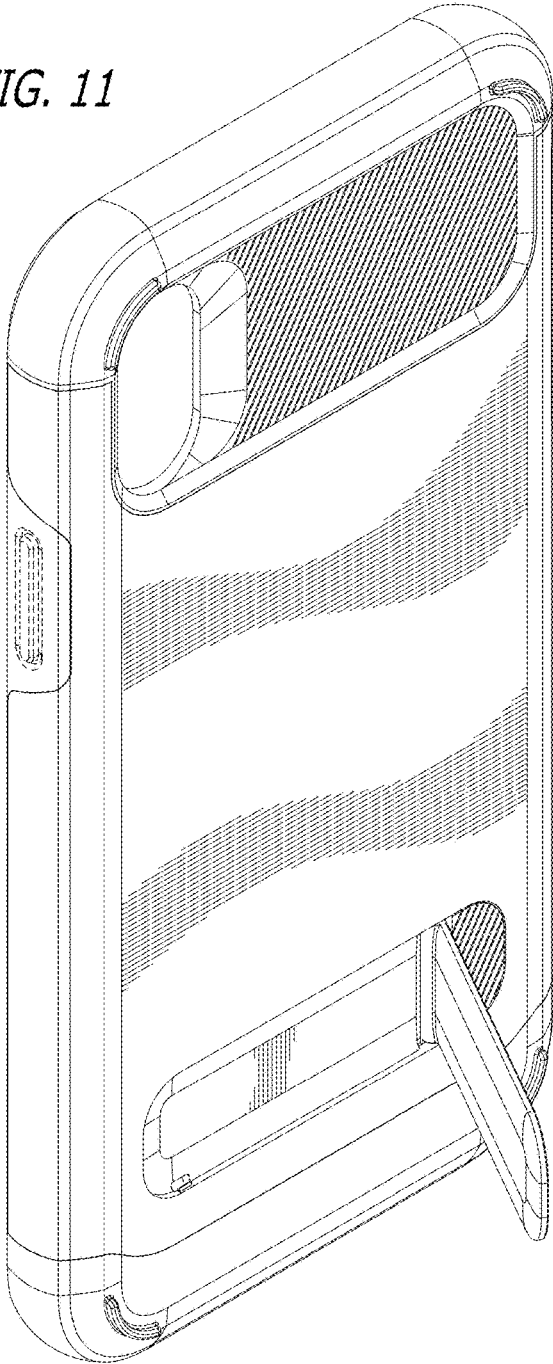


FIG. 10

FIG. 11



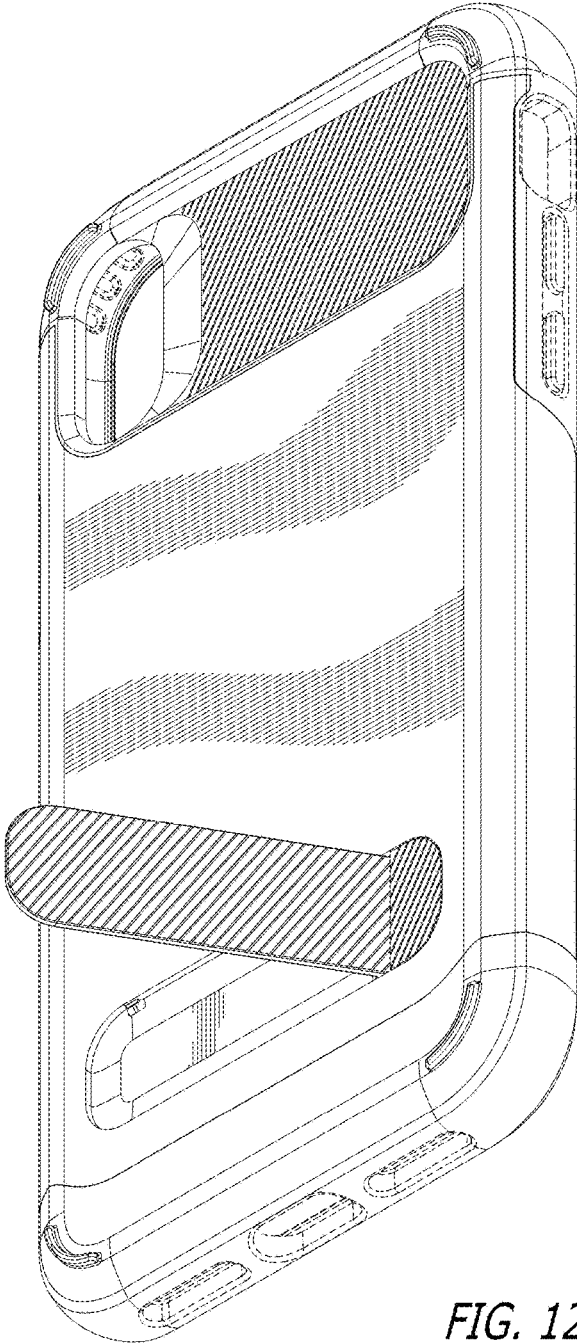


FIG. 12

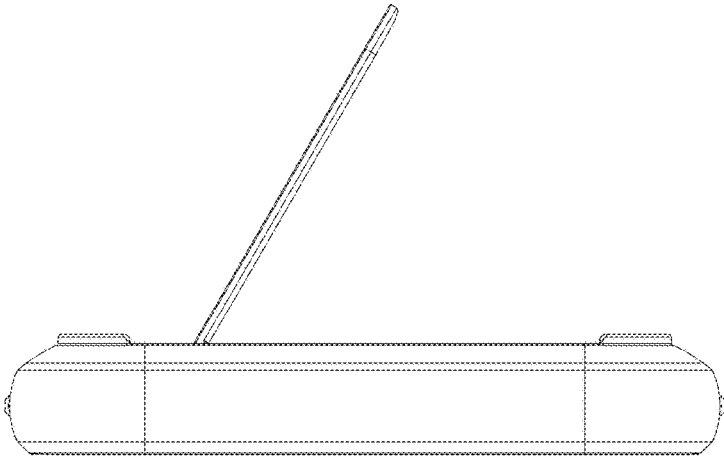


FIG. 13