

[54] **THIN ABSORBENT PAD FOR A PANTY LINER OR THE LIKE**

[75] Inventor: **Howard A. Whitehead**, Appleton, Wis.

[73] Assignee: **Kimberly-Clark Corporation**, Neenah, Wis.

[\*\*] Term: **14 Years**

[21] Appl. No.: **877,404**

[22] Filed: **Feb. 13, 1978**

[52] U.S. Cl. .... **D24/51; D24/49**

[58] Field of Search ..... **D24/34, 51, 49, 99; 128/290 R, 287**

[56] **References Cited**

**U.S. PATENT DOCUMENTS**

D. 240,562	7/1976	Whitehead et al. ....	D24/34 X
D. 240,563	7/1976	Whitehead et al. ....	D24/34 X
D. 240,564	7/1976	Whitehead et al. ....	D24/34 X
D. 247,369	2/1978	Whitehead .....	D24/51
3,881,490	5/1975	Whitehead et al. ....	128/290 R
4,079,739	3/1978	Whitehead .....	128/290 R

*Primary Examiner*—Bernard Ansher

[57] **CLAIM**

The ornamental design for a thin absorbent pad for a panty liner or the like, substantially as shown and described.

**DESCRIPTION**

FIG. 1 is a top plan view of one embodiment of a thin absorbent pad for a panty liner or the like, showing my new design;

FIG. 2 is a side elevation thereof;

FIG. 3 is a bottom plan view of the pad illustrated in FIG. 1;


FIG. 4 is an end elevation of FIG. 1;

FIG. 5 is a plan view of a second modified embodiment of the thin absorbent pad illustrated in FIG. 1; it being understood that the fragmentary pattern shown therein, and in subsequent FIGURES, continues uniformly throughout the top surface of the pad;

FIG. 6 is a third modified embodiment of the thin absorbent pad illustrated in FIG. 1;

FIG. 7 is a fourth modified embodiment of the thin absorbent pad illustrated in FIG. 1; and

FIG. 8 is a fifth modified embodiment of the thin absorbent pad illustrated in FIG. 1.






FIG. 1



FIG. 2




FIG. 3



FIG. 4




FIG. 5

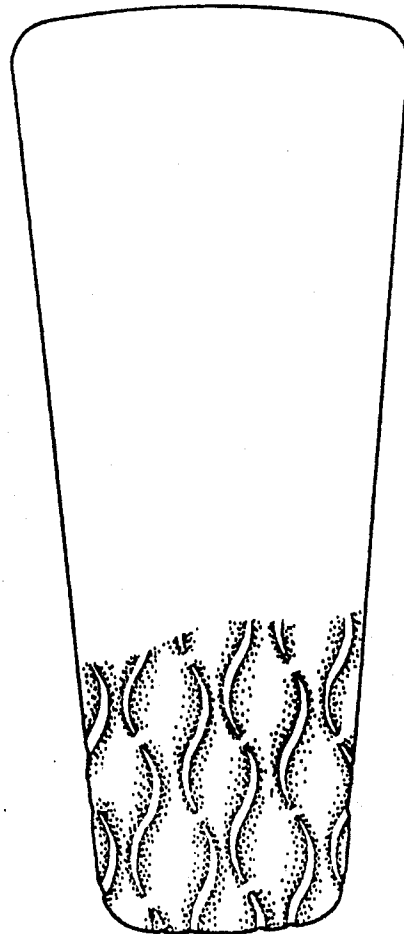


FIG. 6

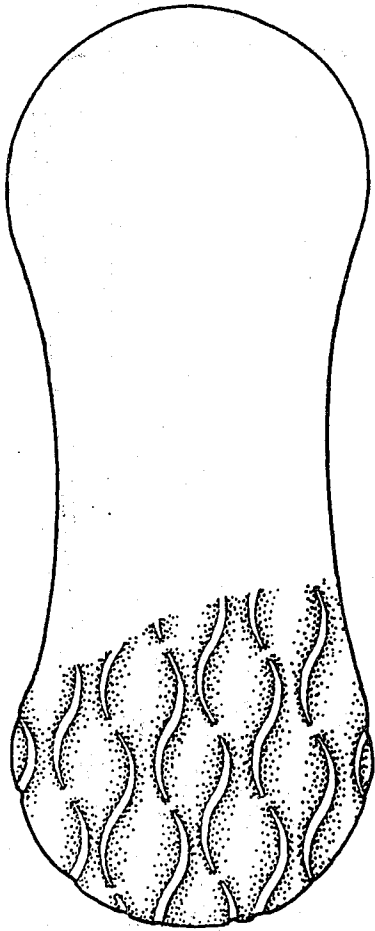


FIG. 7

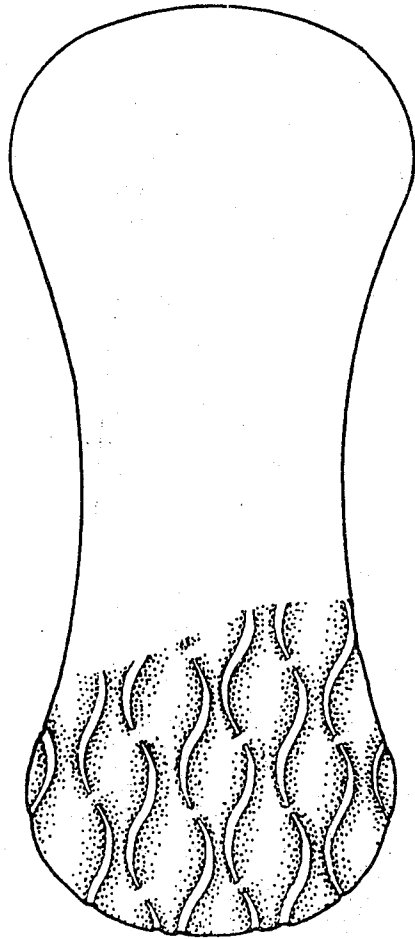


FIG. 8