



US00D834995S

(12) **United States Design Patent** (10) **Patent No.:** **US D834,995 S**  
**Laurence et al.** (45) **Date of Patent:** **\*\* Dec. 4, 2018**

(54) **SNOWMOBILE SKI RUNNER** 6,276,699 B1 8/2001 Simmons et al.  
 7,040,634 B1 5/2006 Elkins  
 (71) Applicant: **BOMBARDIER RECREATIONAL** 7,185,897 B2 3/2007 Musselman  
**PRODUCTS INC., Valcourt (CA)** 7,264,250 B2 9/2007 Lachance  
 7,497,447 B2 3/2009 Musselman  
 (72) Inventors: **Felix-Antoine Laurence, Magog (CA);** D604,377 S 11/2009 Phillips  
**Melanie Desjarlais, Valcourt (CA);** 7,614,627 B2 11/2009 Musselman  
**Luc Dufort, Valcourt (CA); Bertrand** 8,793,875 B2 8/2014 Musselman  
**Mallette, Sherbrooke (CA)** 9,499,189 B2 11/2016 Laurence et al.  
 9,944,306 B2\* 4/2018 Laurence ..... B62B 17/02  
 2013/0228988 A1 9/2013 Handfield et al.  
 (73) Assignee: **BOMBARDIER RECREATIONAL** 2015/0314799 A1 11/2015 Laurence et al.  
**PRODUCTS INC., Valcourt (CA)** 2015/0314800 A1 11/2015 Laurence et al.  
 2017/0247847 A1 8/2017 Maile et al.

(\*\*) Term: **15 Years**

**FOREIGN PATENT DOCUMENTS**

(21) Appl. No.: **29/638,387**

CA 2560240 A1 3/2008  
 CA 2566598 C 9/2013  
 CA 2809170 A1 9/2013

(22) Filed: **Feb. 27, 2018**

\* cited by examiner

**Related U.S. Application Data**

(62) Division of application No. 29/524,527, filed on Apr. 21, 2015, now Pat. No. Des. 818,395.

*Primary Examiner* — T Chase Nelson

*Assistant Examiner* — Ania Aman

(74) *Attorney, Agent, or Firm* — BCF LLP

(51) **LOC (11) Cl.** ..... **12-14**

(52) **U.S. Cl.** ..... **D12/7**

USPC ..... **D12/7**

(58) **Field of Classification Search**

USPC ..... D12/7, 8, 400

CPC ..... B62B 17/02; B62B 27/02; B62B 17/00;

B62B 19/00; B62B 13/00; B62M

2027/025

See application file for complete search history.

(57)

**CLAIM**

The ornamental design for a snowmobile ski runner, as shown and described.

**DESCRIPTION**

FIG. 1 is a perspective view taken from a rear, left side of

a snowmobile ski runner according to our design;

FIG. 2 is a left side elevation view thereof;

FIG. 3 is a rear elevation view thereof;

FIG. 4 is a right side elevation view thereof;

FIG. 5 is a front elevation view thereof;

FIG. 6 is a bottom plan view thereof; and,

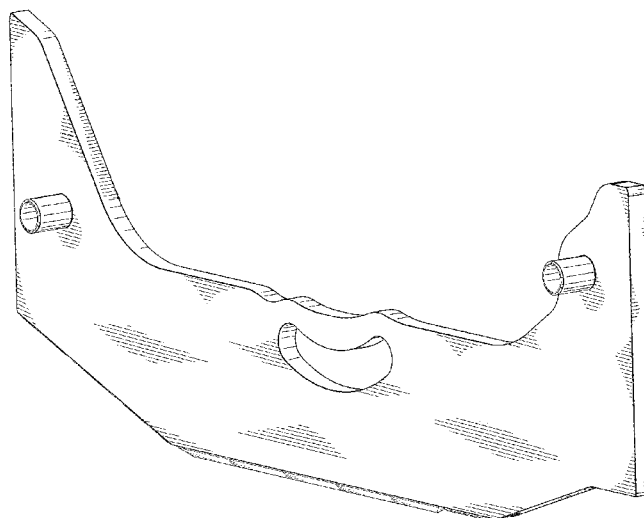
FIG. 7 is a top plan view thereof.

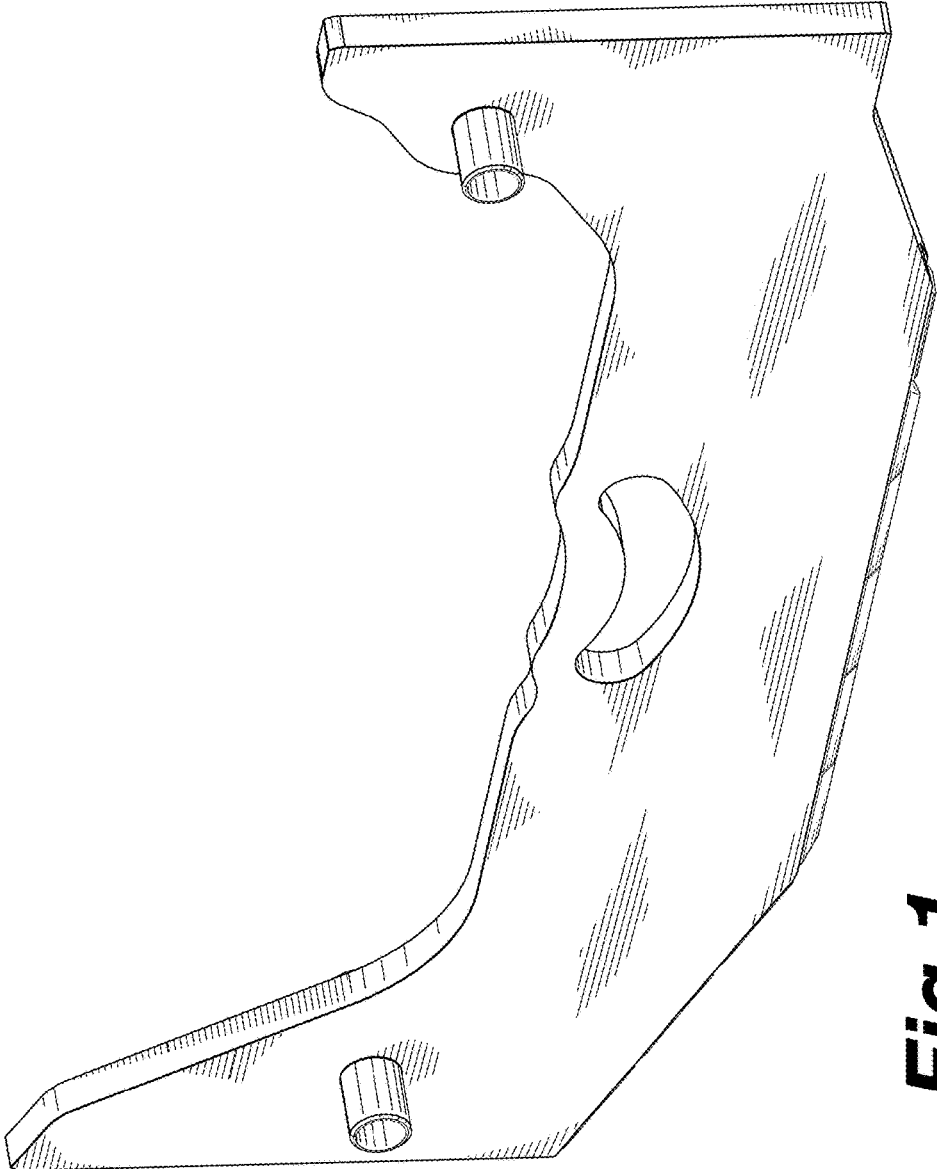
(56) **References Cited**

**U.S. PATENT DOCUMENTS**

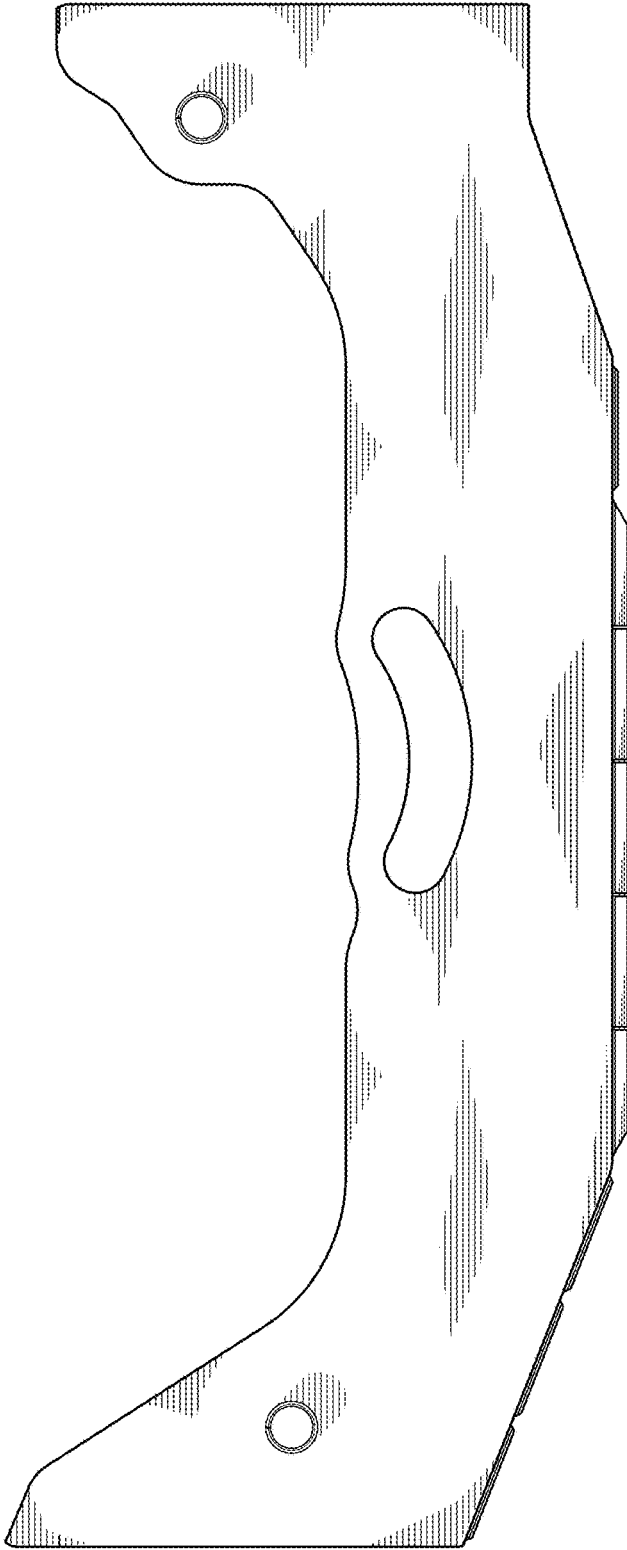
1,560,928 A 11/1925 Wolpert  
 2,523,052 A 9/1950 Normandin  
 3,583,722 A 6/1971 Jacobson  
 3,643,977 A 2/1972 Berlenbach

**1 Claim, 7 Drawing Sheets**

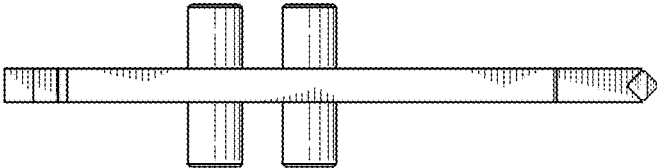




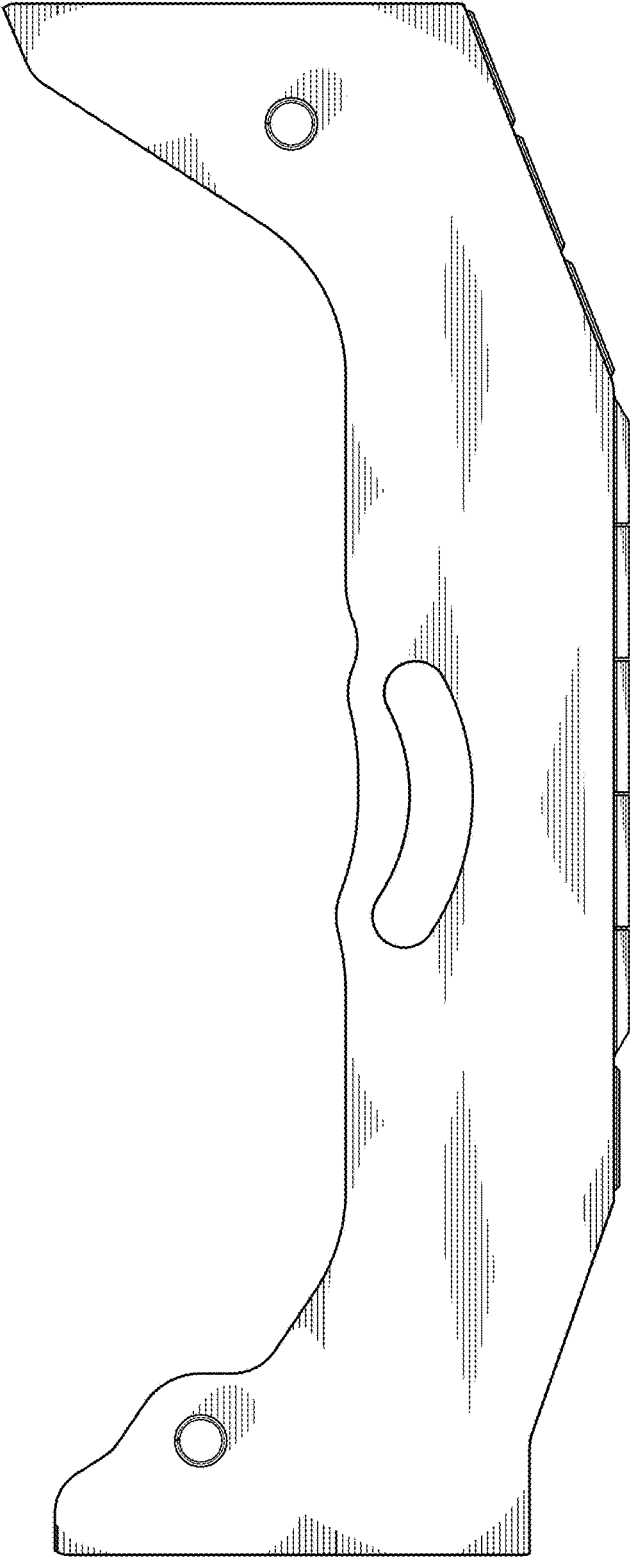
**Fig. 1**



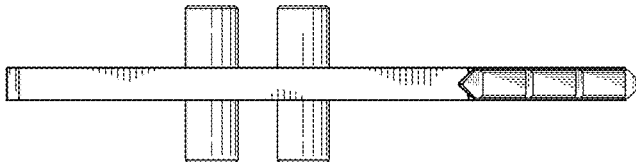
**Fig. 2**



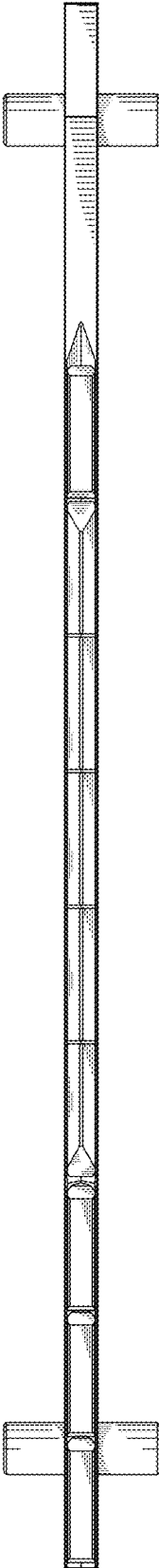
**Fig. 3**



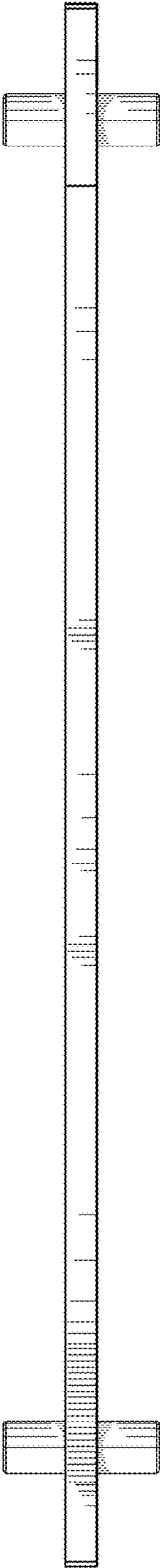
**Fig. 4**



**Fig. 5**



**Fig. 6**



**Fig. 7**