



US00D331891S

# United States Patent [19] Foley

[11] Patent Number: **Des. 331,891**  
[45] Date of Patent: **\*\* Dec. 22, 1992**

[54] **EARRING**  
[76] Inventor: **Deborah A. Foley, 1394A F.O.A. Rd., Jackson, Miss. 39209**  
[\*\*] Term: **14 Years**  
[21] Appl. No.: **662,818**  
[22] Filed: **Mar. 1, 1991**  
[52] U.S. Cl. .... **D11/44; D11/221**  
[58] Field of Search ..... **D11/1-2, D11/40-48, 66-68, 74, 95, 110; 63/1.1, 2, 12-14.8; 24/381, 383**

D. 142,289 8/1945 Morrow ..... D11/74  
D. 142,489 10/1945 Morrow ..... D11/74  
D. 306,215 2/1990 Bell et al. .... D11/74  
D. 325,707 4/1992 Watson ..... D11/44  
2,587,502 2/1952 McMahon ..... D11/74

*Primary Examiner—A. Hugo Word*  
*Assistant Examiner—R. Seifert*  
*Attorney, Agent, or Firm—S. Pal Asija*

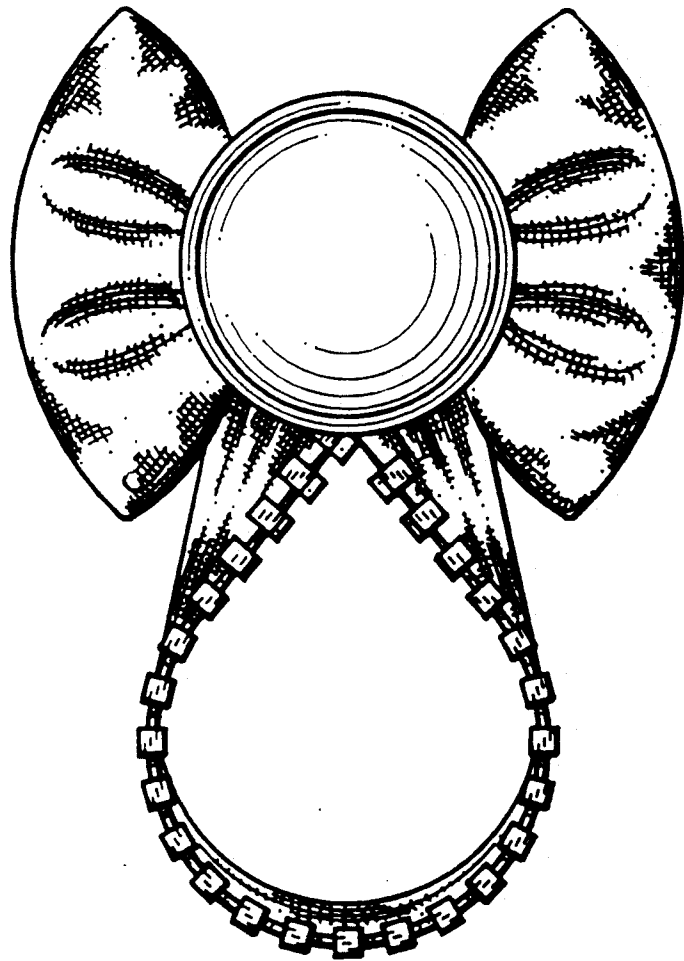
### [57] CLAIM

The ornamental design for an earring, as shown.

### DESCRIPTION

FIG. 1 is a front elevational view an earring showing my new design;  
FIG. 2 is a rear elevational view;  
FIG. 3 is a side elevational view;  
FIG. 4 is a top plan view; and,  
FIG. 5 is a bottom plan view.

[56] **References Cited**  
**U.S. PATENT DOCUMENTS**  
D. 28,256 2/1898 Bailey ..... D11/95  
D. 132,721 6/1942 Meyer ..... D11/74






Fig. 1

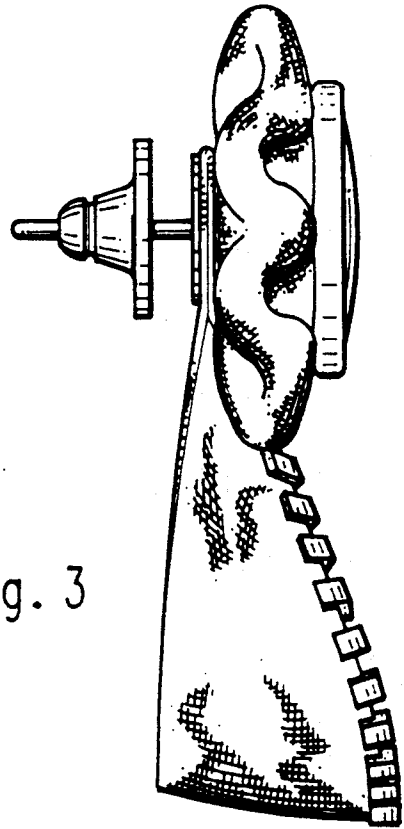


Fig. 3

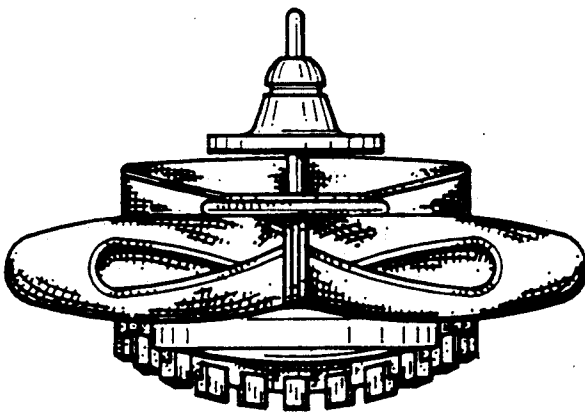


Fig. 4

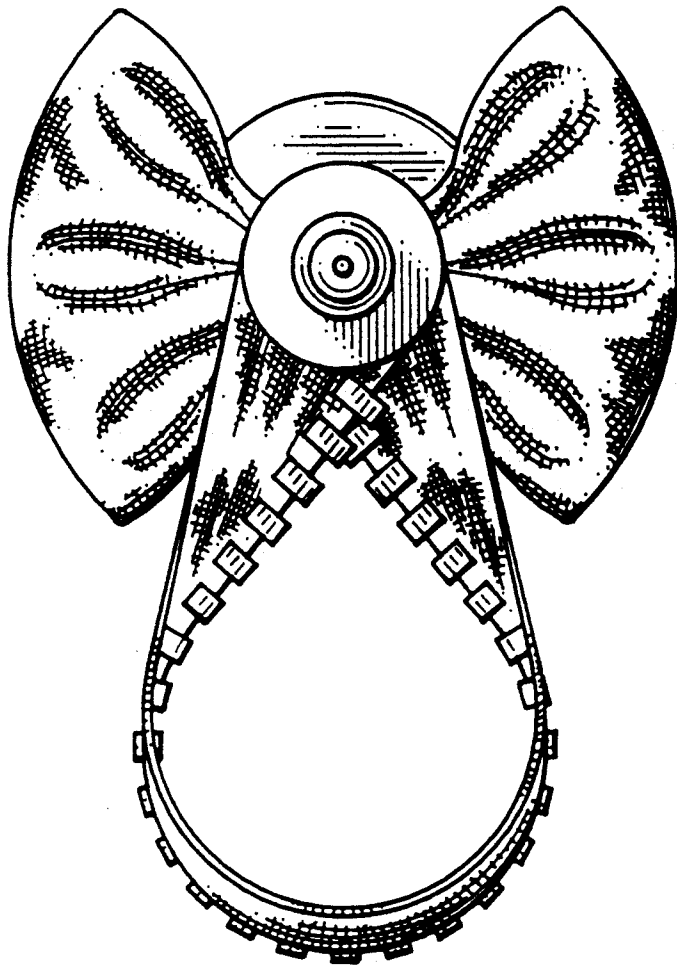


Fig. 2

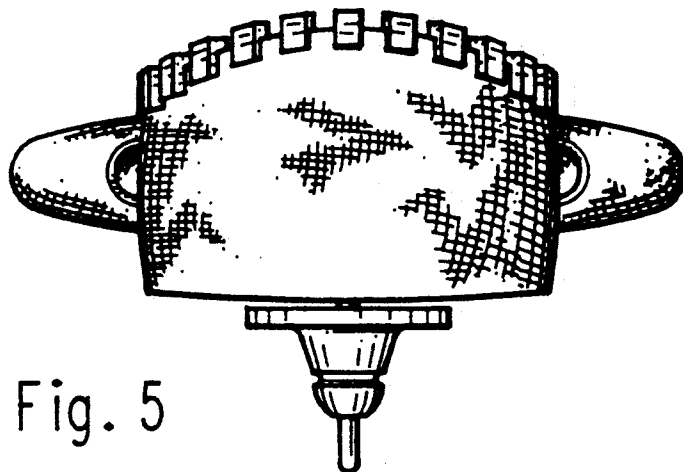


Fig. 5