



US00D718480S

(12) **United States Design Patent**  
**Lee**

(10) **Patent No.:** **US D718,480 S**

(45) **Date of Patent:** **\*\* Nov. 25, 2014**

(54) **LANTERN**

(71) Applicant: **Wen-Sung Lee**, Taichung (TW)

(72) Inventor: **Wen-Sung Lee**, Taichung (TW)

(\*\*) Term: **14 Years**

(21) Appl. No.: **29/458,928**

(22) Filed: **Jun. 24, 2013**

(51) **LOC (10) Cl.** ..... **26-02**

(52) **U.S. Cl.**

USPC ..... **D26/41**

(58) **Field of Classification Search**

USPC ..... D26/37, 38, 40, 41, 46, 49, 51;  
362/157, 158, 183, 184, 194-196,  
362/200-208, 253

See application file for complete search history.

(56) **References Cited**

**U.S. PATENT DOCUMENTS**

D411,322 S *	6/1999	Suzuki	.....	D26/37
D435,801 S *	1/2001	Yang	.....	D10/114.2
D448,102 S *	9/2001	Campman	.....	D26/41
D492,806 S *	7/2004	Hsu et al.	.....	D26/40
D509,920 S *	9/2005	Fritz et al.	.....	D26/40
D519,658 S *	4/2006	Izardel	.....	D26/40
D569,536 S *	5/2008	Henderson	.....	D26/37

D596,769 S *	7/2009	Liu	.....	D26/37
D605,321 S *	12/2009	Schupp	.....	D26/40
D608,036 S *	1/2010	Lee	.....	D26/40
D617,480 S *	6/2010	DeBrunner	.....	D26/40
D646,443 S *	10/2011	Cook et al.	.....	D30/160
D649,271 S *	11/2011	Crawford et al.	.....	D26/37
D650,105 S *	12/2011	Crawford et al.	.....	D26/41
D652,162 S *	1/2012	Wu	.....	D26/47
D652,972 S *	1/2012	Lee	.....	D26/41
D698,953 S *	2/2014	Hinzmann	.....	D26/37
D708,377 S *	7/2014	Osiecki et al.	.....	D26/37

\* cited by examiner

*Primary Examiner* — Ian Simmons

*Assistant Examiner* — Carissa C Fitts

(57) **CLAIM**

The ornamental design for a lantern, as shown and described.

**DESCRIPTION**

FIG. 1 is a perspective view of a lantern showing my new design;

FIG. 2 is a front elevational view thereof;

FIG. 3 is a rear elevational view thereof;

FIG. 4 is a left side view thereof;

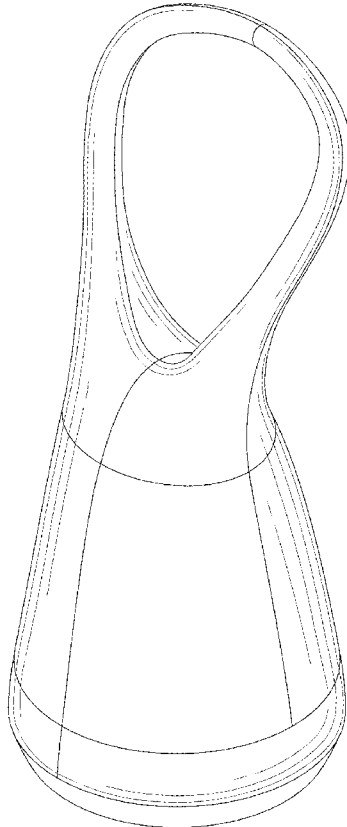
FIG. 5 is a right side view thereof;

FIG. 6 is a top plan view thereof;

FIG. 7 is a bottom plan view thereof; and,

FIG. 8 is another perspective view thereof.

**1 Claim, 7 Drawing Sheets**



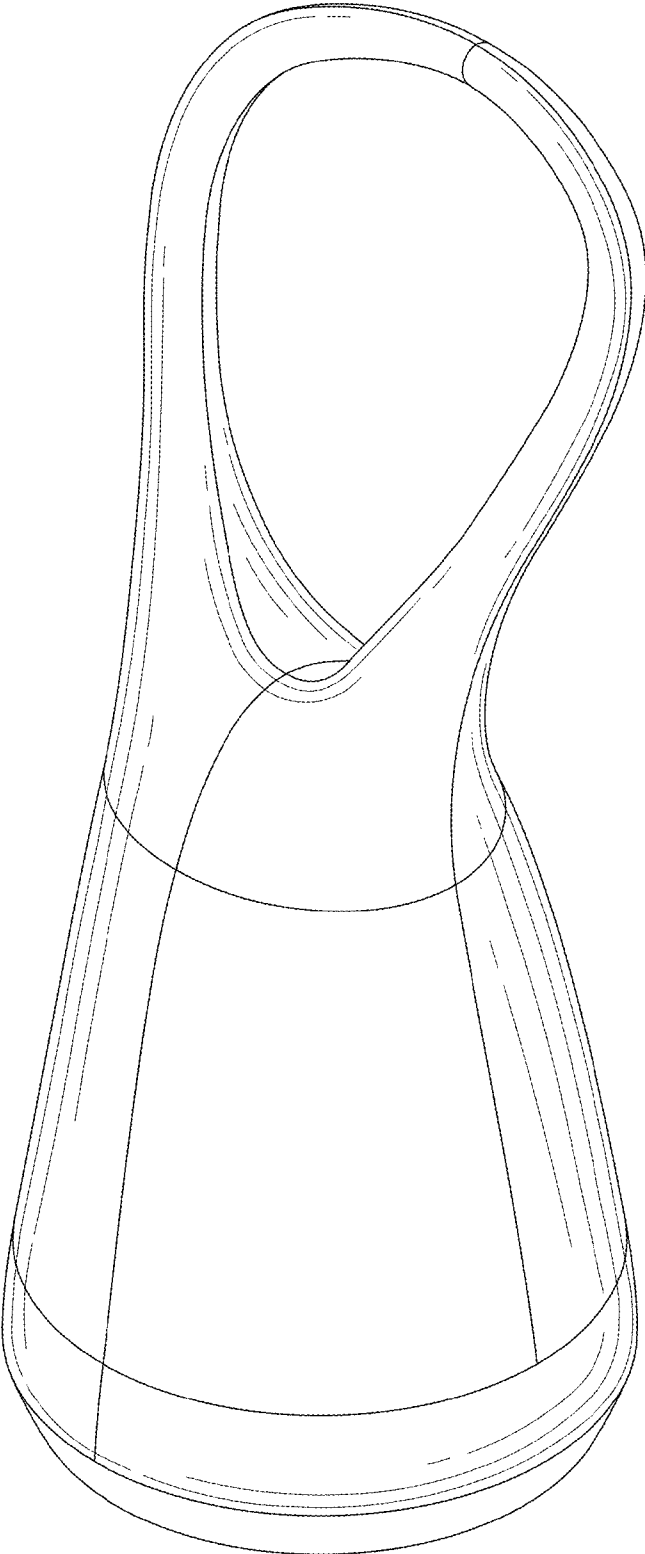


FIG.1

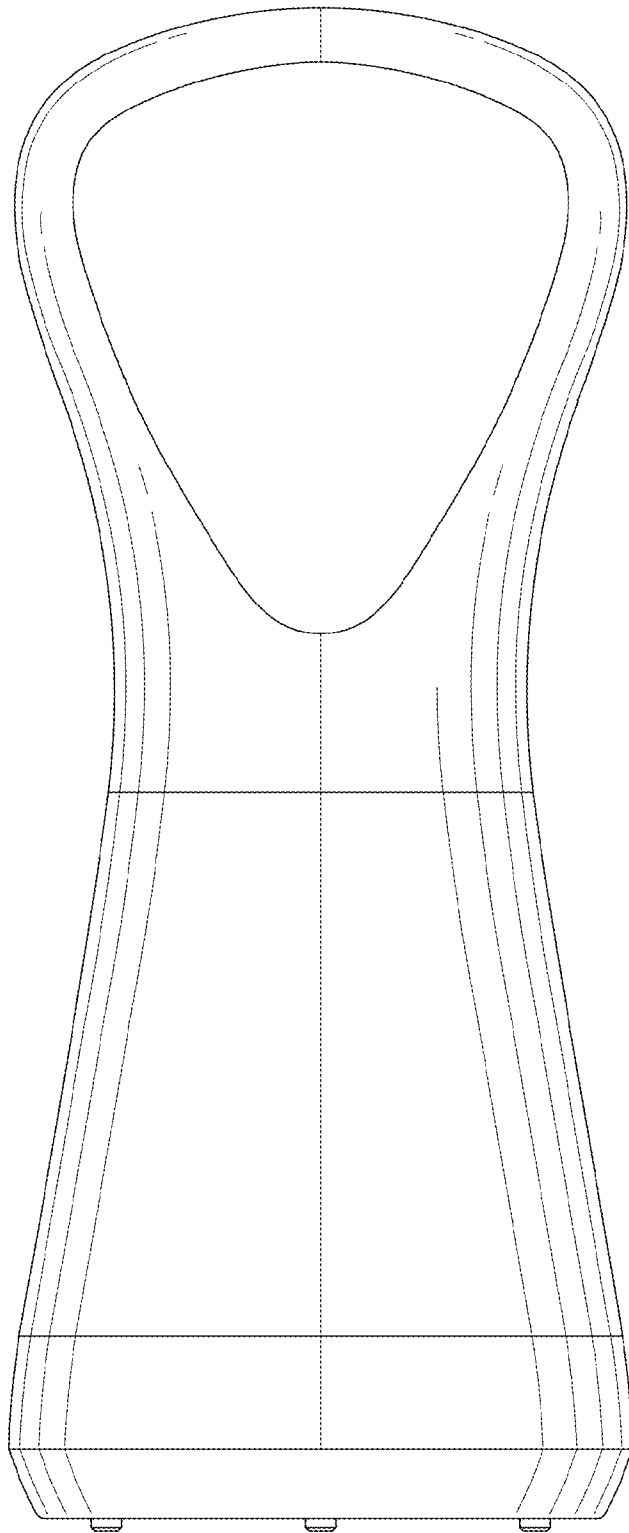


FIG.2

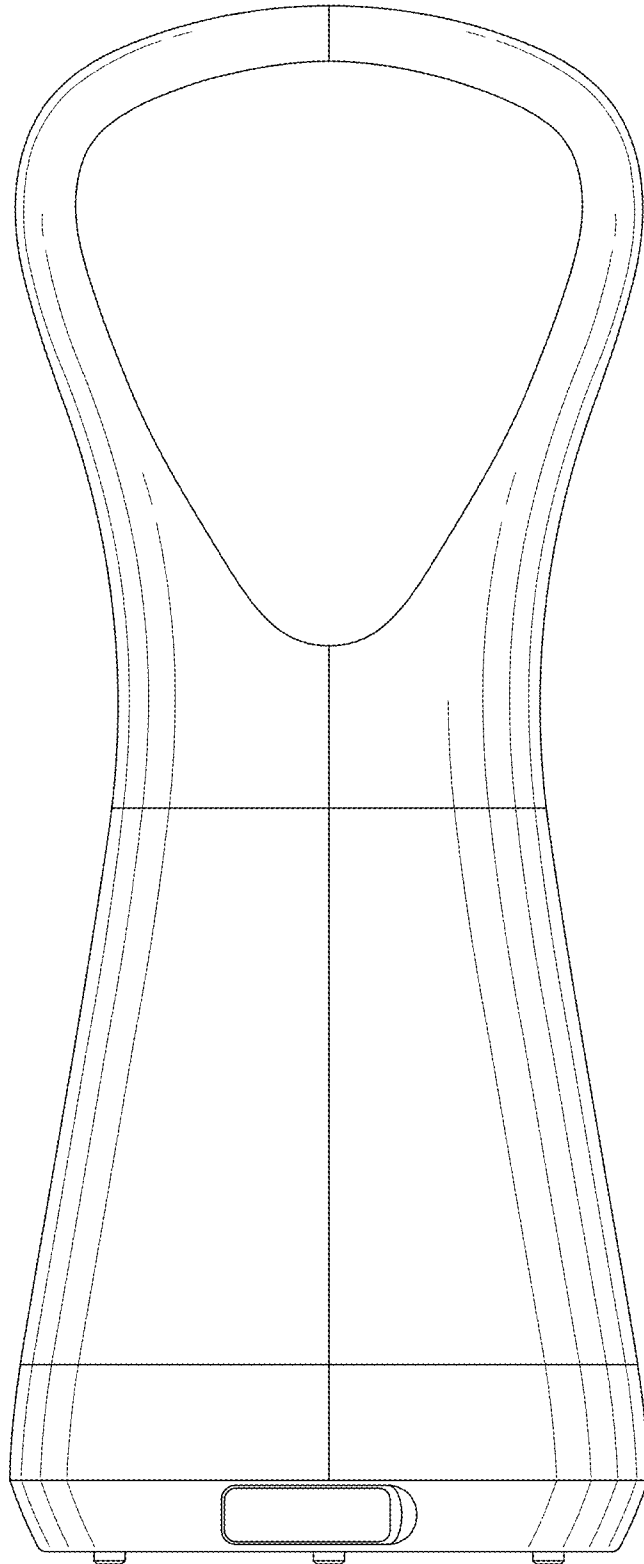


FIG.3

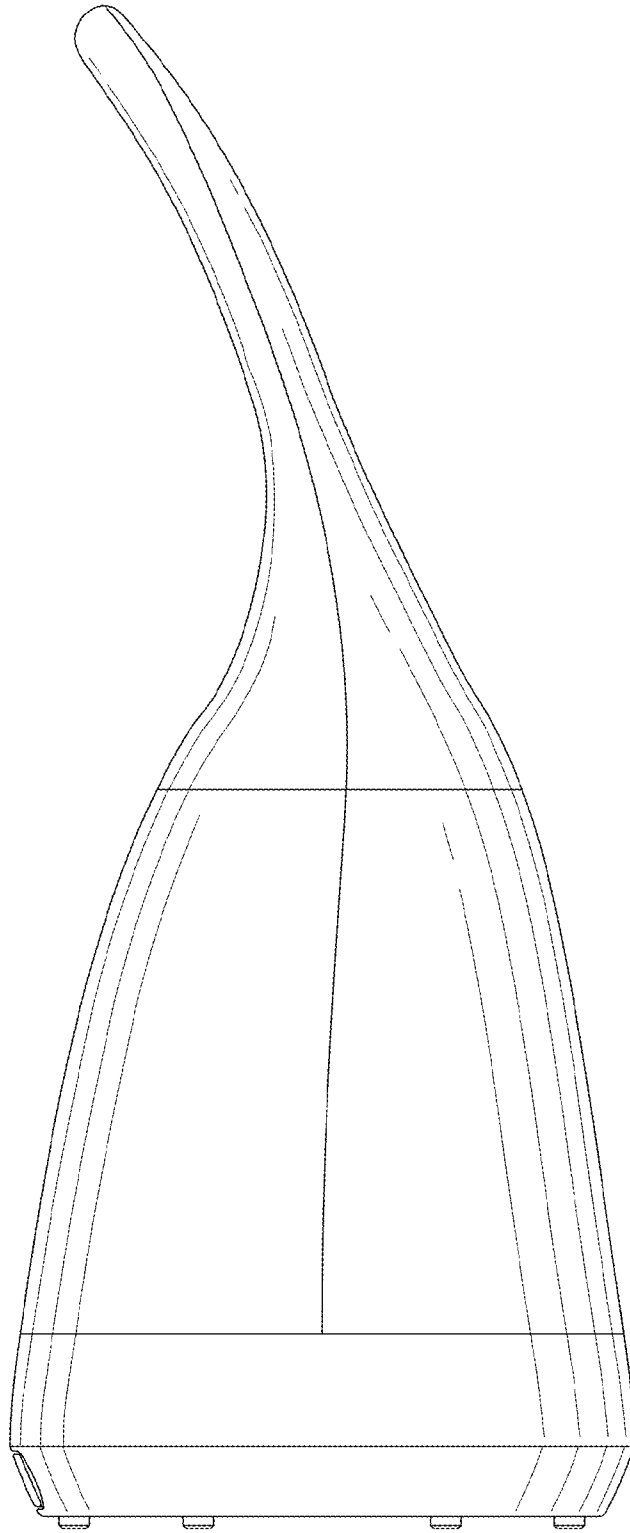


FIG.4

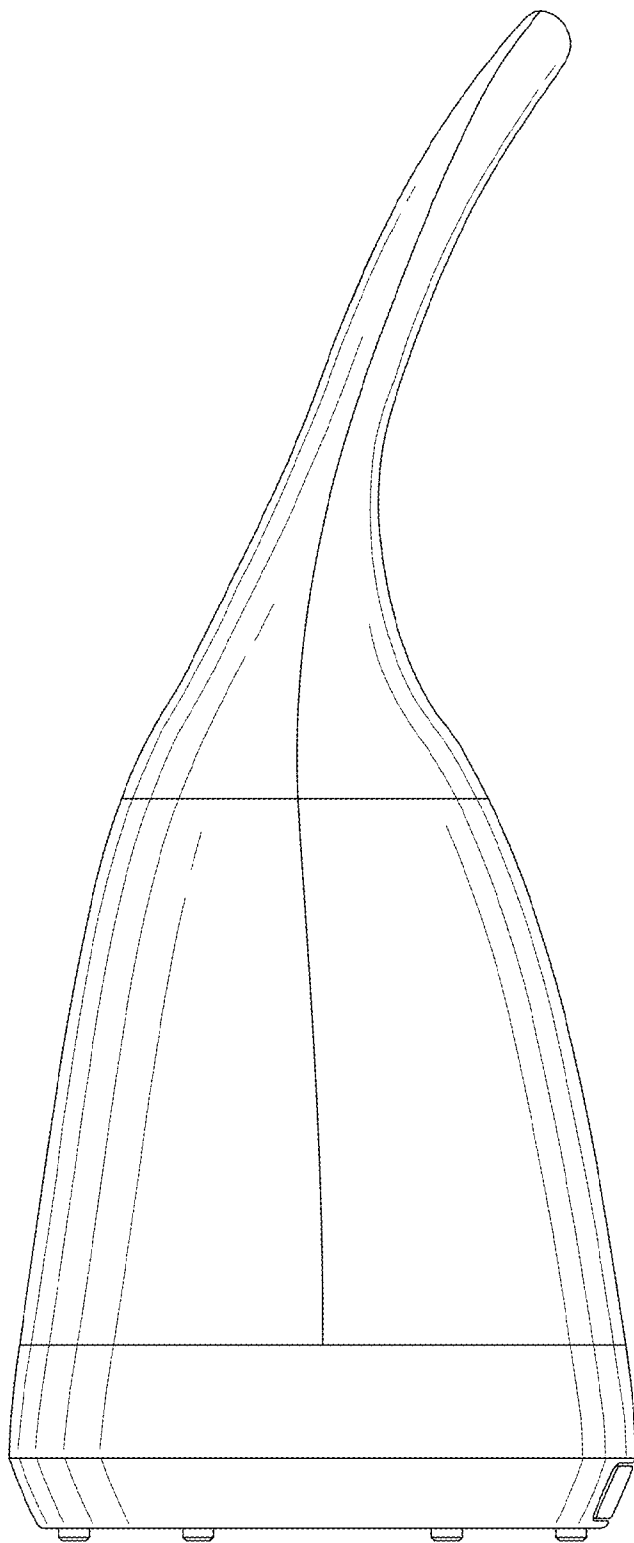


FIG.5

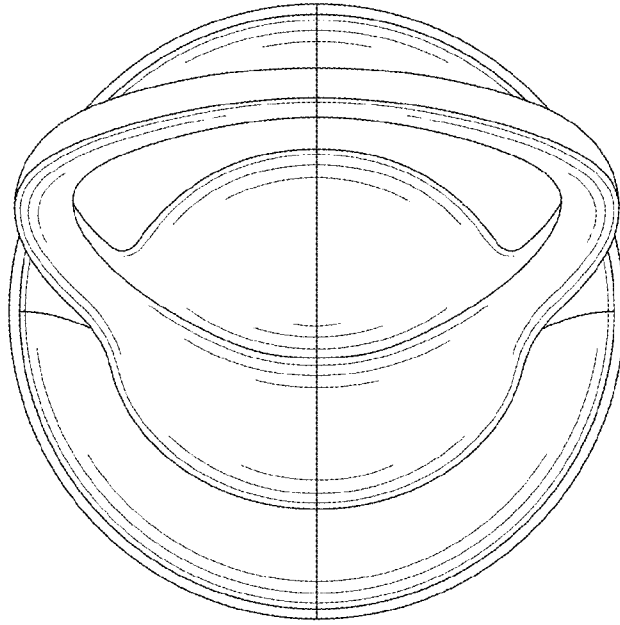


FIG.6

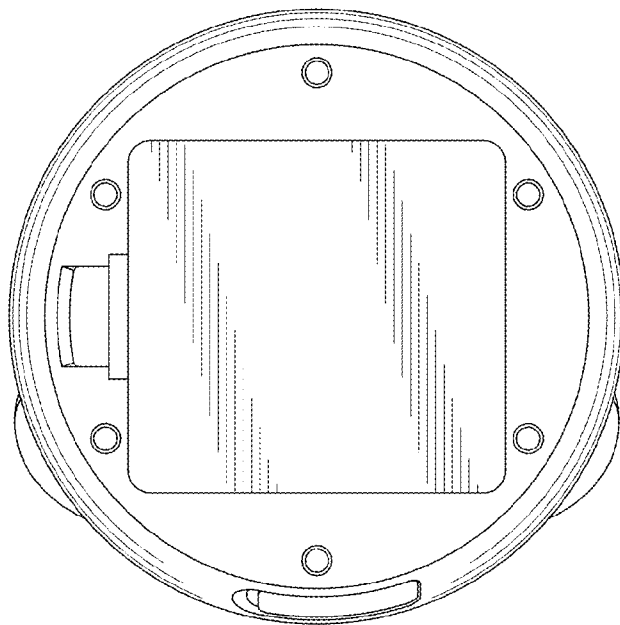


FIG.7

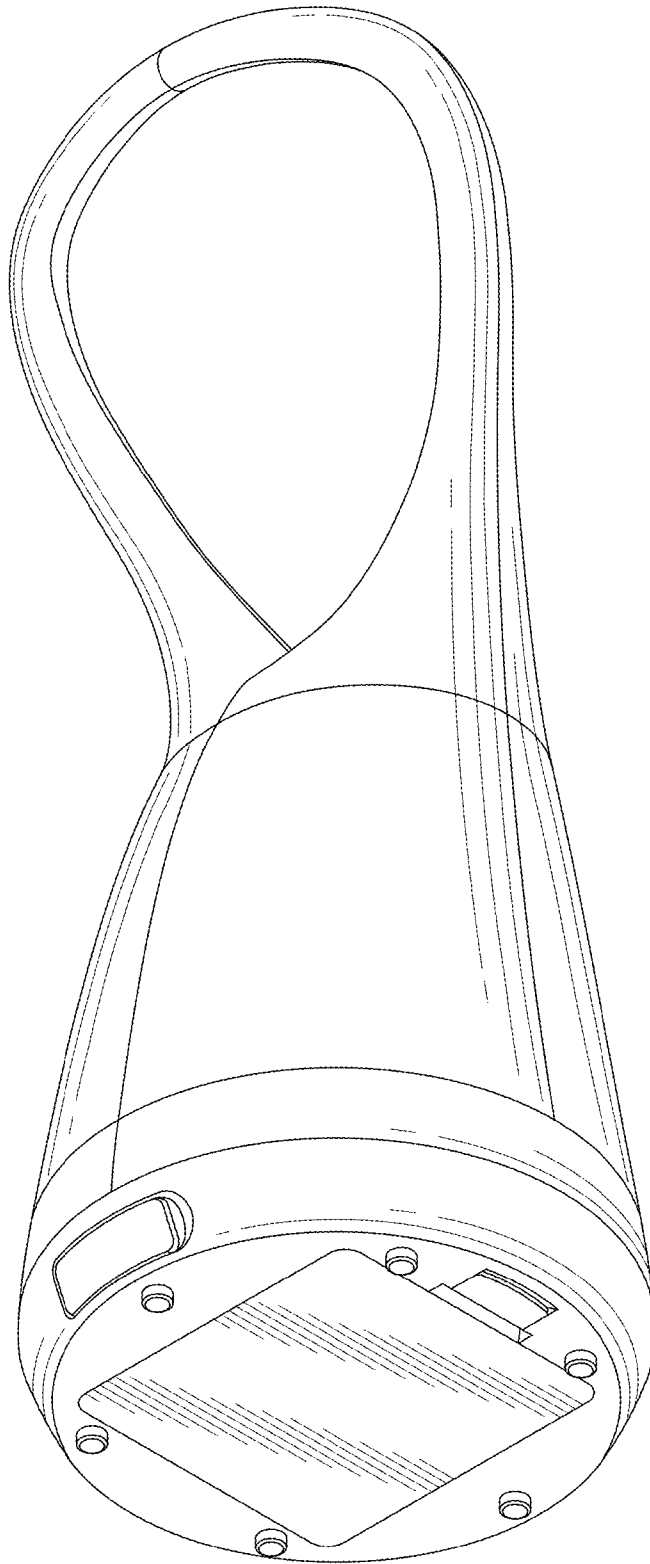


FIG.8