



US00D925876S

(12) **United States Design Patent**
Bramani

(10) **Patent No.:** **US D925,876 S**

(45) **Date of Patent:** **** Jul. 27, 2021**

- (54) **SOLE FOR FOOTWEAR**
- (71) Applicant: **Vibram S.p.A.**, Albizzate (IT)
- (72) Inventor: **Marco Bramani**, Milan (IT)
- (73) Assignee: **VIBRAM S.P.A.**, Albizzate (IT)
- (**) Term: **15 Years**
- (21) Appl. No.: **29/690,958**
- (22) Filed: **May 13, 2019**
- (30) **Foreign Application Priority Data**
Nov. 13, 2018 (EM) 005823762-0008
- (51) **LOC (13) Cl.** **02-04**
- (52) **U.S. Cl.**
USPC **D2/957**; D2/947; D2/951; D2/959;
D2/960
- (58) **Field of Classification Search**
USPC D2/902, 906, 908, 916, 918, 925,
D2/946-962, 972, 977; 36/3 B, 22 R,
36/24.5, 25 R, 28, 32 R, 34 R, 59 C,
36/67 A, 103
CPC A43B 13/00; A43B 13/02; A43B 13/023;
A43B 13/026; A43B 13/04; A43B 13/08;
A43B 13/10; A43B 13/12; A43B 13/14;
A43B 13/141; A43B 13/143; A43B
13/16; A43B 13/18; A43B 13/181; A43B
13/187; A43B 13/189; A43B 13/20; A43B
13/22; A43B 13/223; A43B 13/24; A43B
13/28; A43B 13/30; A43B 13/32; A43B
13/34; A43B 13/36
See application file for complete search history.
- (56) **References Cited**
U.S. PATENT DOCUMENTS
4,785,557 A * 11/1988 Kelley A43B 13/12
36/30 R
D316,930 S * 5/1991 Bernasconi D2/957

- 5,052,130 A * 10/1991 Barry A43B 5/049
36/107
- D323,580 S * 2/1992 Hoshimi D2/959
- D331,490 S * 12/1992 Bramani D2/960
- D442,358 S * 5/2001 Nason D2/953
- 6,253,466 B1 * 7/2001 Harmon-Weiss A43B 13/181
36/28
- 6,335,392 B1 * 1/2002 Umezawa A43B 13/04
524/269
- D459,065 S * 6/2002 Wilson A43B 13/181
D2/951
- D594,195 S * 6/2009 Nakano D2/951
- D779,181 S * 2/2017 Sassi D2/957
- D788,421 S * 6/2017 Gibson D2/957
- D789,048 S * 6/2017 Lee D2/912
- D802,899 S * 11/2017 Bischoff D2/957
- D809,759 S * 2/2018 Kanata D2/957
- D814,755 S * 4/2018 McManus D2/957
- D838,445 S * 1/2019 Kains D2/912
- D843,095 S * 3/2019 Birkinhead D2/957

(Continued)

Primary Examiner — T Chase Nelson

(74) *Attorney, Agent, or Firm* — Tutunjian & Bitetto, P.C.

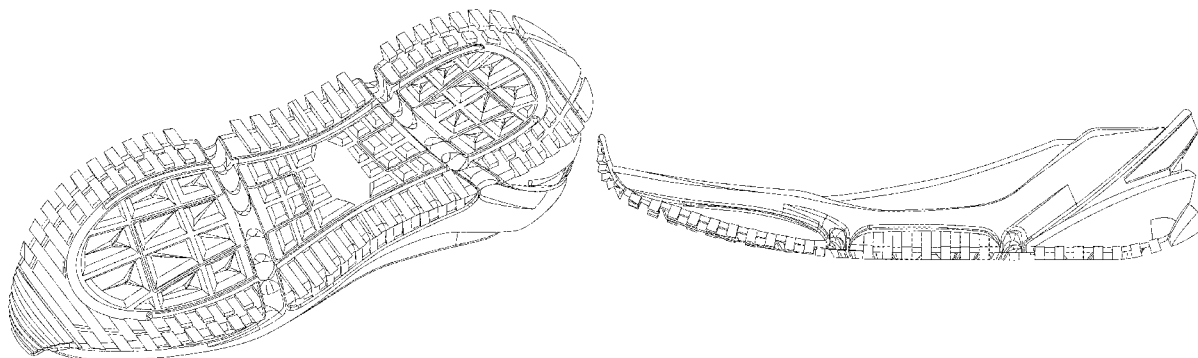
(57) **CLAIM**

The ornamental design for a sole for footwear, as shown and described.

DESCRIPTION

FIG. 1 is a bottom perspective view of a sole for footwear, showing my new design;
 FIG. 2 is a front view thereof;
 FIG. 3 is a rear view thereof;
 FIG. 4 is a right-side view thereof;
 FIG. 5 is a left-side view thereof;
 FIG. 6 is a bottom view thereof; and,
 FIG. 7 is a top view thereof.
 The broken lines in the figure views show portions of the sole that form no part of the claimed design.

1 Claim, 7 Drawing Sheets



(56)

References Cited

U.S. PATENT DOCUMENTS

D847,478	S	*	5/2019	Fracassi	D2/957
D861,309	S	*	10/2019	Wang	D2/957
D862,060	S	*	10/2019	Weeks	D2/957
D862,859	S	*	10/2019	Gerig	D2/960
D871,738	S	*	1/2020	Gibson	D2/960
D871,739	S	*	1/2020	O'Connor	D2/960
D881,544	S	*	4/2020	Sebastian	D2/960
D886,419	S	*	6/2020	McGhee	D2/912
D889,085	S	*	7/2020	Verfl	D2/947
2007/0113426	A1	*	5/2007	Abadjian	A43B 13/125 36/29
2012/0079747	A1	*	4/2012	Seo	A43B 13/183 36/25 R

* cited by examiner

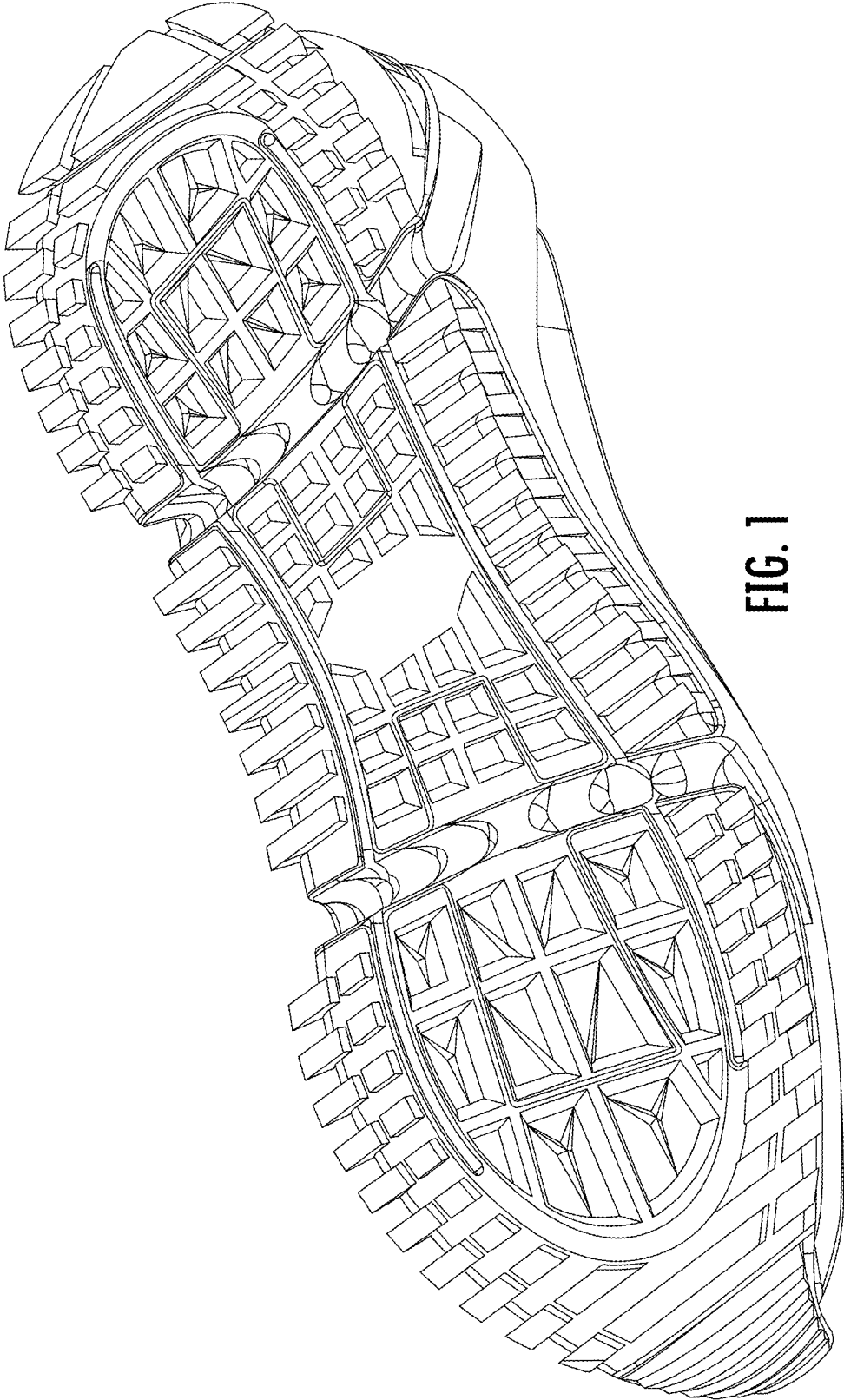


FIG. 1

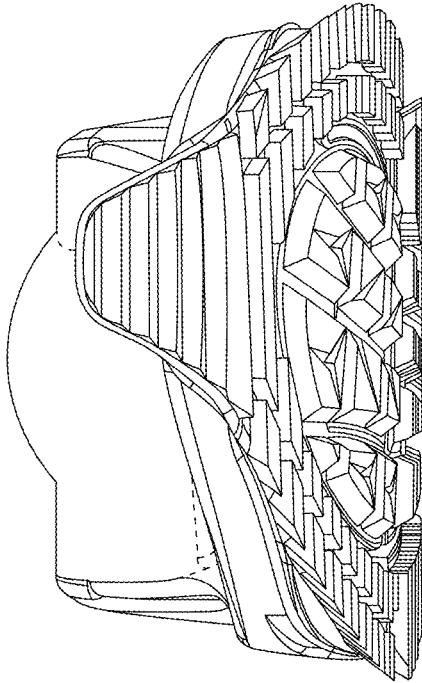


FIG. 2

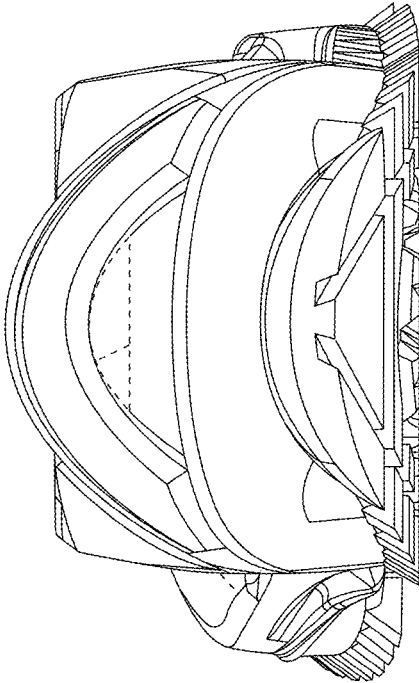


FIG. 3

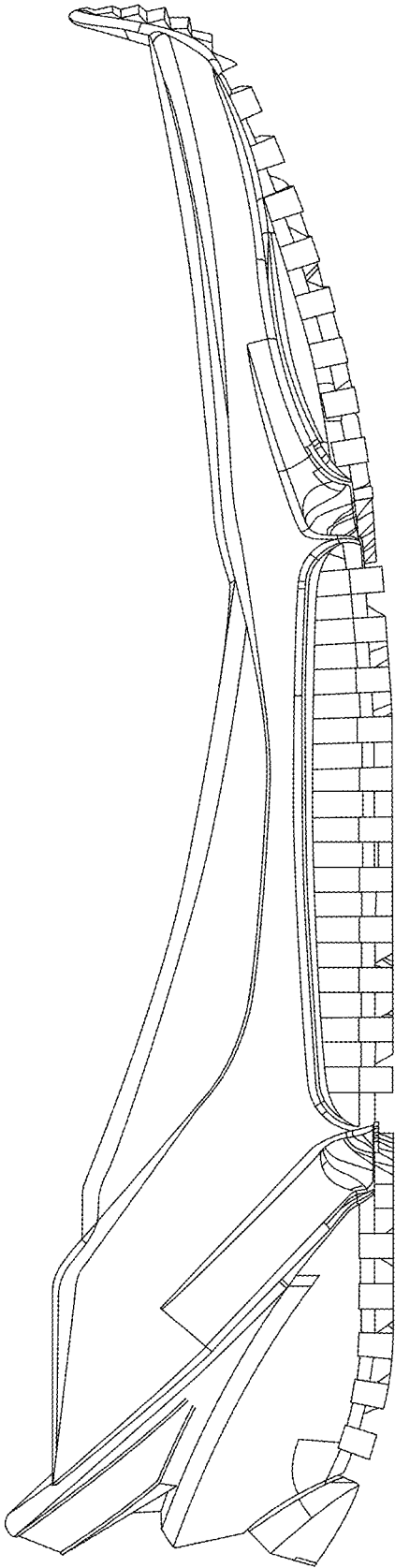


FIG. 4

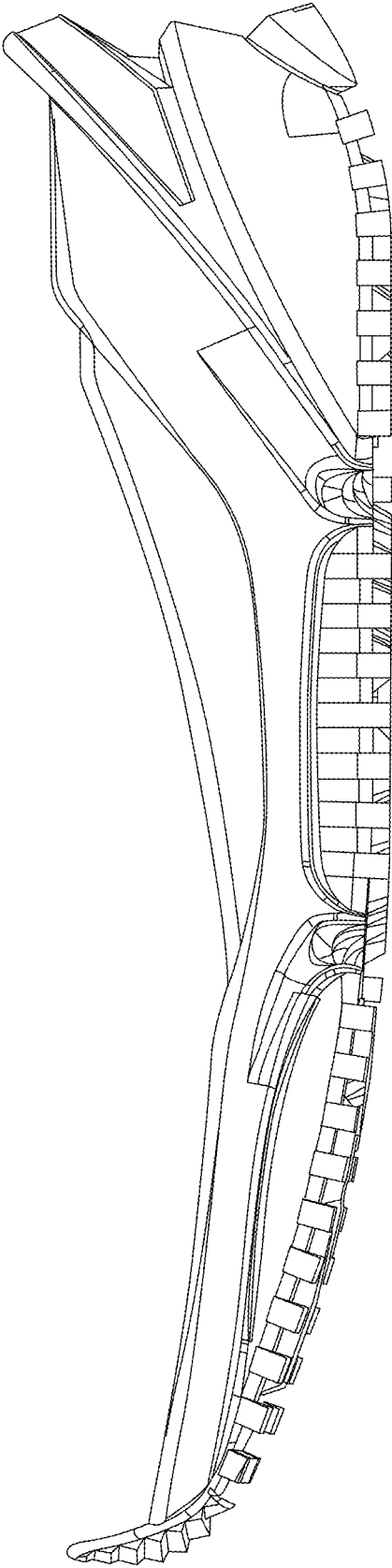


FIG. 5

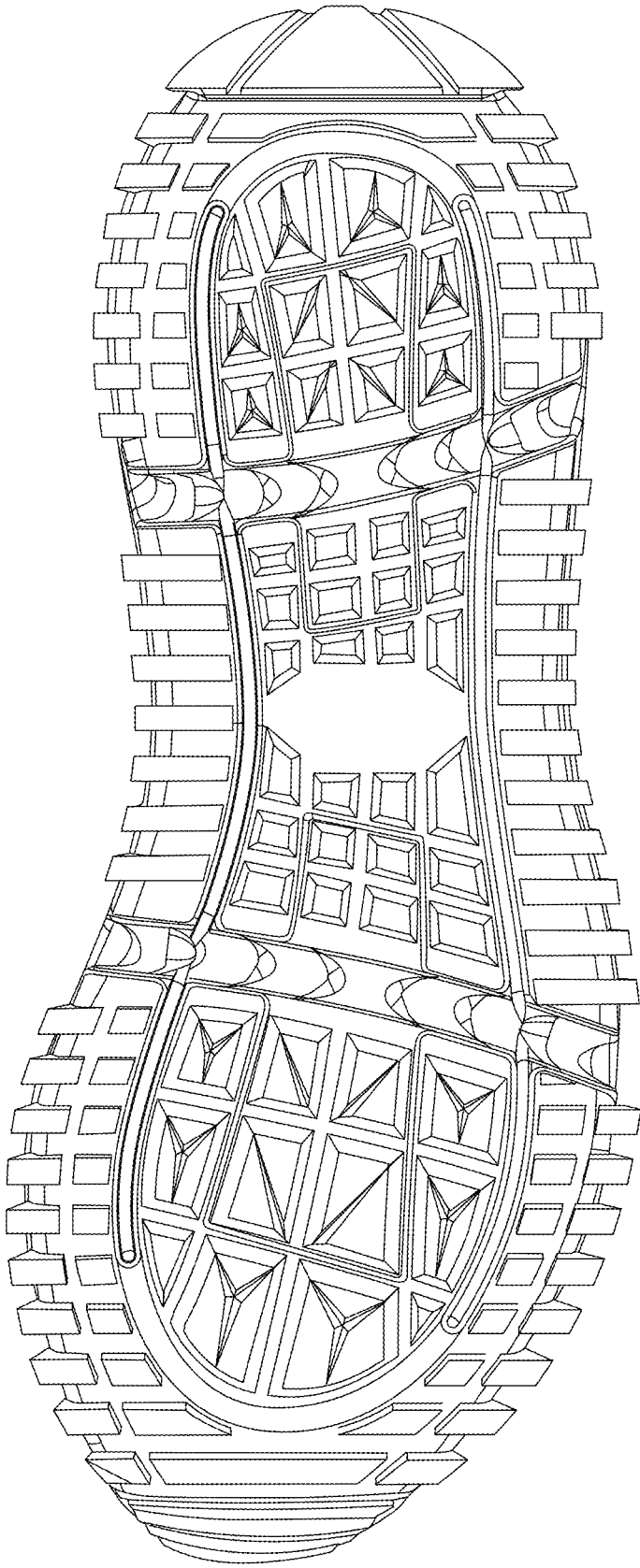


FIG. 6

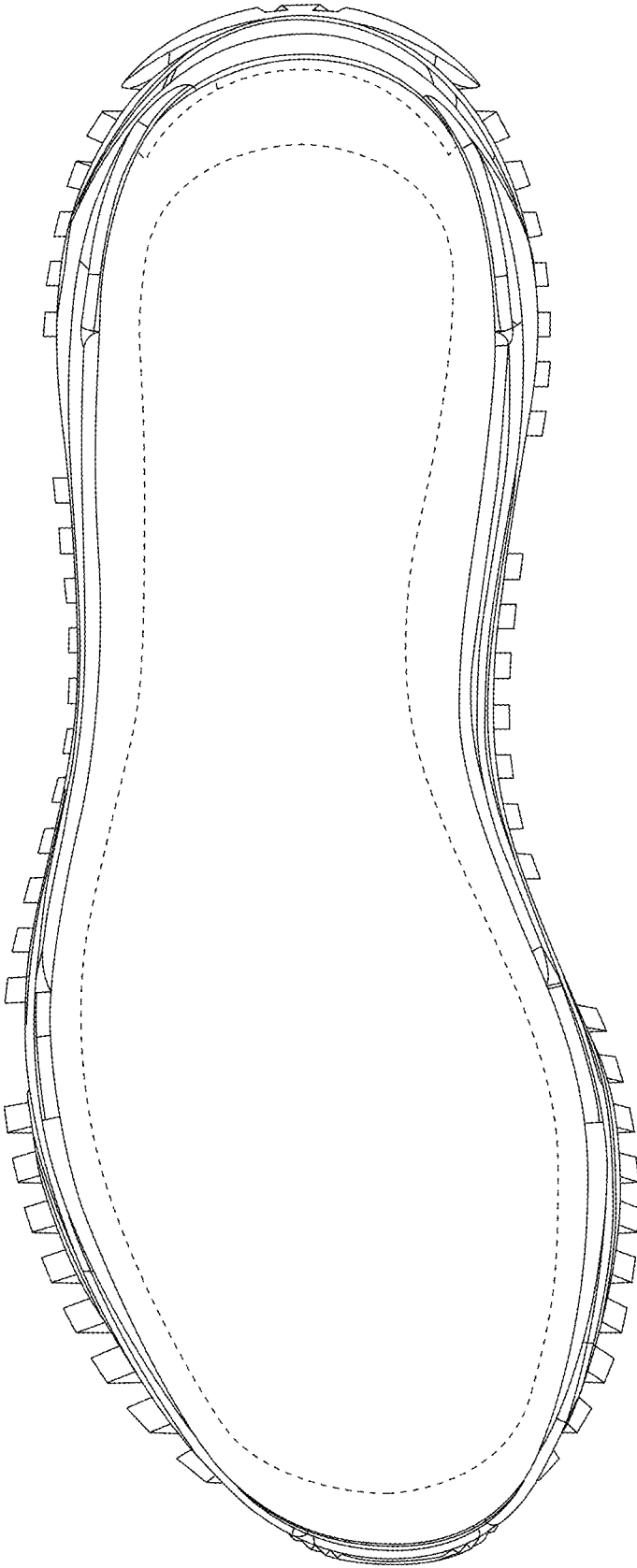


FIG. 7