

(19) **DANMARK**

(10) **DK/EP 1708543 T3**



(12) **Oversættelse af
europæisk patentskrift**

Patent- og
Varemærkestyrelsen

-
- (51) Int.Cl.: **H 04 R 25/00 (2006.01)**
- (45) Oversættelsen bekendtgjort den: **2015-11-09**
- (80) Dato for Den Europæiske Patentmyndigheds bekendtgørelse om meddelelse af patentet: **2015-08-26**
- (86) Europæisk ansøgning nr.: **05102469.3**
- (86) Europæisk indleveringsdag: **2005-03-29**
- (87) Den europæiske ansøgnings publiceringsdag: **2006-10-04**
- (84) Designerede stater: **AT BE BG CH CY CZ DE DK EE ES FI FR GB GR HU IE IS IT LI LT LU MC NL PL PT RO SE SI SK TR**
- (73) Patenthaver: **OTICON A/S, Kongebakken 9, 2765 Smørum, Danmark**
- (72) Opfinder: **Bramsloew, Lars, Oticon A/S, Strandvejen 58, 2900 Hellerup, Danmark
Olsen, Henrik Lodberg, Oticon A/S, Strandvejen 58, 2900 Hellerup, Danmark
Simonsen, Christian Stender, Oticon A/S, Strandvejen 58, 2900 Hellerup, Danmark
Hansen, Jesper Noehr, Oticon A/S, Strandvejen 58, 2900 Hellerup, Danmark**
- (54) Benævnelse: **Høreapparat til optagelse af data og tage ved lære deraf**
- (56) Fremdragne publikationer:
**EP-A- 0 335 542
WO-A-2004/056154
US-A1- 2004 190 739**

DESCRIPTION

Field of invention

[0001] This invention relates to a hearing aid, such as a behind-the-ear (BTE), in-the-ear (ITE), or completely-in-canal (CIC) hearing aid, comprising a data recording means and a learning signal processing unit.

Background of invention

[0002] In today's hearing aids data logging comprises logging of a user's changes to volume control during a program execution and of a user's changes of program to be executed. For example, European patent application no. EP 1 367 857 relates to a data-logging hearing aid for logging logic states of user-controllable actuators mounted on the hearing aid and/or values of algorithm parameters of a predetermined digital signal processing algorithm.

[0003] Further, learning features of a hearing aid generally relate to data logging a user's interactions during a learning phase of the hearing aid, and to associating the user's response (changing volume or program) with various acoustical situations. Examples of this are disclosed in, for example, American patent no.: US 6,035,050, American patent application no.: US 2004/0208331, and international patent application no. WO 2004/056154. Subsequent to the learning phase, the hearing aid during these various acoustical situations recalls the user's response and executes the program associated with the acoustical situation with an appropriate volume. Hence the learning features of these hearing aids do not learn from the acoustical environments but from the user's interactions and therefore the learning features are rather static.

[0004] Similarly, EP 335 542 A discloses an auditory prosthesis with data-logging capability. The recorded information comprises the number of times control programs are changed, the number of times given control program is selected and the total time duration for which given program is selected. The recorded data log can be used by dispenser for revising prosthetic prescription by altering the settings and for monitoring the suitability of the decision algorithm used to effect automatic switching or adjustment of the auditory prosthesis.

[0005] Even though this type of data logging and learning provides improved means for a dispenser to adapt a hearing aid to a user, and thereby improving the quality of the hearing aid for the user, the known techniques do not provide a complete picture of which sounds in fact were presented to the user of the hearing aid causing the user to make changes to the volume or program selection.

[0006] US 2004/190739 A1 discloses a hearing device with a memory in which information is recorded. The information comprises acoustic signals recorded by a microphone, manipulations of a switch, etc. The information is used in the hearing device to automatically correct settings for specific acoustic situations based on an interpretation of recorded user interactions with the hearing device in those situations.

[0007] Although this use of recorded data allows a better adaptation to the user's requirements, there is still room for improvement.

Summary of the invention

[0008] An object of the present invention is therefore to provide a hearing aid, which overcomes the problems stated above. In particular, an object of the present invention is to provide a hearing aid adapting to the user of a hearing aid based on the user's interactions with the hearing aid as well as in accordance with the acoustic environments presented to the user.

[0009] A particular advantage of the present invention is the provision of an un-supervised learning hearing aid (i.e. not requiring user interaction), improves the adaptation of the hearing aid to the user, not only initially but also constantly.

[0010] A particular feature of the present invention is the provision of signal processing unit controlling a data logger recording the acoustic environments presented to the user and categorizing the acoustic environments in a predetermined set of categories.

[0011] The above object, advantage and feature together with numerous other objects, advantages and features, which will become evident from below detailed description, are obtained according to a first aspect of the present invention by a hearing aid for logging data and learning from said data, and comprising an input unit adapted to convert an acoustic environment to an electric signal; an output unit adapted to convert an processed electric signal to a sound pressure; a signal processing unit interconnecting said input and output unit and adapted to generate said processed electric signal from said electric signal according to a setting; a user interface adapted to convert user interaction to a control signal thereby controlling said setting; and a memory unit comprising a control section adapted to store a set of control parameters associated with said acoustic environment, and a data logger section adapted to receive data from said input unit, said signal processing unit, and said user interface; and wherein said signal processing unit is adapted to configure said setting according to said set of control parameters and comprising a learning controller adapted to adjust said set of control parameters according to said data in said data logging section.

[0012] The term "setting" is in this context to be construed as a predefined adjustment or tuning of a signal processing algorithm. The term "program" on the other hand is in the context of this application to be construed as a signal processing algorithm, a processing scheme, a dynamic transfer function, or a processing response.

[0013] Further, the term "acoustic environments" is in this context to be construed as ambient acoustic environment such as sound experienced in a busy street or library.

[0014] In addition, the term "dispenser" is in this context to be construed as an audiologist, a medical doctor, a medically trained person, a hearing health care professional, a hearing aid sale and fitting person, and the like.

[0015] The learning hearing aid according to the first aspect of the present invention thus may record not only the user's interactions through the user interface but may also monitor the acoustic environments in which the user is situated, and based on these data the learning hearing aid may adapt the hearing aid precisely to the individual user's hearing requirements.

[0016] The control section according to the first aspect of the present invention may further comprise a plurality of sets of parameters each associated with further acoustic environments. These sets of parameters may constitute a number of modes of operation or programs of the signal processing unit.

[0017] The data according to the first aspect of the present invention may comprise said electric signal, said setting, and said control signal. In fact, the electric signal may comprise a digital signal comprising a value for the sound pressure level, a value describing frequency spectrum of said acoustic environment, a value for noise of said acoustic environment, or any combination thereof. The setting may comprise a set of variables describing gain of one or more frequency bands, limits of said one or more frequency bands, maximum gain of said one or more frequency bands, compression dynamics of said one or more frequency bands, or any combination thereof. The control signal may comprise a value for volume of said sound pressure, selection of said set of parameters, or any combination thereof.

[0018] The input unit according to the present invention may comprise one or more microphones converting said acoustic environment to an analogue electric signal. The input unit may further comprise a converter for converting said analogue electric signal to said electric signal. The converter may further be adapted to generate a digital signal comprising a value for the sound pressure level, a value describing frequency spectrum of said acoustic environment, a value for noise of said acoustic environment, or any combination thereof. Hence the converter presents a wide range of acoustic environmental information to the data logger, which therefore continuously is updated with the behaviour of the user in respect of sound surroundings and the signal processing unit may accordingly learn from this behaviour.

[0019] The signal processing unit according to the first aspect of the present invention further comprise a directionality element adapted to generate a directionality signal indicating direction of sound source relative to normal of user's face. The directionality signal may be used by the signal processing unit for generating a gain of the sound received by the microphones relative to direction of sound source. That is, the amplification of sound received normal to the ear of the user, normal to the back of the user, or normal to the face of the user varies so that the largest amplification is given to sounds normal to the face of the user.

[0020] The signal processing unit according to the first aspect of the present invention may further comprise a noise reduction element adapted to generate a noise reduction signal indicating noise level of said acoustic environment. The signal processing unit may utilise the noise reduction signal for selecting an appropriate setting in which the noise is diminished.

[0021] The signal processing unit according to the first aspect of the present invention may further comprise an adaptive

feedback element adapted to generate a feedback signal indicating feedback limit. The feedback limit is initially the maximally available stable gain in the hearing aid; however, the feedback limit may continuously be adjusted when the adaptive feedback element detects occurrences of positive acoustic feedback.

[0022] The data logger section according to the first aspect of the present invention may be adapted to log the directionality signal, the noise reduction signal, the feedback signal, together with the electric signal and control signal. Hence the data logger section may advantageously be adapted to log sound pressure level measured by the microphone(s) together with directionality and noise reduction program selections. Similarly, the data logger may be adapted to log volume control settings and changes thereof together with the measured sound pressure level.

[0023] Hence the signal processing unit may associate the measured sound pressure level with the noise reduction, the directionality and the volume control. This achieves an improved correlation between the sound pressure level and the user's perception as well as between the sound pressure level and the program selection. By logging these parameters the dispenser is provided better means for optimising the hearing aid for the user.

[0024] The learning controller according to the first aspect of the present invention may be adapted to average data logged during said acoustic environment. Thus the learning controller may generalise sets of parameters logged for a particular acoustic environment. In fact, the learning controller may be adapted to continuously update the sets of parameters with said data logged in the data logger. The learning controller ensures better listening for the user of the hearing aid in many different acoustic environments making the hearing aid very versatile. Further, the learning controller allows the user of the hearing aid to make and decide on compromises between comfort and speech intelligibility. These options give a larger degree of ownership to the user.

[0025] The learning controller according to the first aspect of the present invention may further be adapted to execute an unsupervised identity learning scheme for individualising parameters of the automatic program selection. The learning controller may comprise means for categorising a user in one of set of predefined identities. Different users of hearing aids have different lives and life styles and therefore some users require programs for more active life styles than others.

[0026] The learning controller according to the first aspect of the present invention may further comprise an identity learning scheme adapted to utilise the variability in acoustic environments, which reflect the activity level in life, and can be used to prescribe beneficial processing. The identity learning functionality of the learning controller ensures better listening in various acoustic environments, and determines an operation that matches the user's needs.

[0027] The signal processing unit according to the first aspect of the present invention may further comprise an own-voice detector adapted to generate an own-voice data. The own-voice data may be logged by the data logger. The signal processing unit may further comprise an own-voice controller adapted to execute an own-voice learning scheme utilising own-voice data logged in the data logger. The own-voice controller thereby may modify own-voice gain and other own voice settings in the hearing aid.

[0028] The learning hearing aid according to the first aspect of the present invention may further comprise an in-activity detector adapted to identify in-activity of the learning hearing aid. Thus the learning hearing aid reduces the learning functionality in situations wherein the hearing aid is not used i.e. worn by the user.

[0029] The above objects, advantages and features together with numerous other objects, advantages and features, which will become evident from below detailed description, are obtained according to a second aspect of the present invention by a method for logging data and learning from said data, and comprising: converting an acoustic environment to an electric signal by means of an input unit; converting an processed electric signal to a sound pressure by means of an output unit; interconnecting said input and output unit and generating said processed electric signal from said electric signal according to a setting by means of a signal processing unit; converting user interaction to a control signal thereby controlling said setting by means of a user interface; storing a set of control parameters associated with said acoustic environment by means of a control section of a memory unit; receiving data from said input unit, said signal processing unit, and said user interface by means of a memory unit of a data logger section; configuring said setting according to said set of control parameters by means said signal processing unit; and adjusting said set of control parameters according to said data in said data logging section by means of a learning controller.

[0030] The method according to the second aspect of the present invention may incorporate any features of the hearing aid according to the first aspect of the present invention.

[0031] The above objects, advantages and features together with numerous other objects, advantages and features, which will become evident from below detailed description, are obtained according to a third aspect of the present invention by a computer program to be executed on a signal processing unit according to the first aspect and including the actions of the method according to the second aspect of the present invention.

[0032] The computer program according to the third aspect of the present invention may incorporate any features of the hearing aid according to the first aspect or of the method according to the second aspect of the present invention.

Brief description of the drawings

[0033] The above, as well as additional objects, features and advantages of the present invention, will be better understood through the following illustrative and non-limiting detailed description of preferred embodiments of the present invention, with reference to the appended drawing, wherein:

figure 1, shows a general block diagram of a learning hearing aid with a data logger according the first embodiment of present invention,

figure 2, shows a detailed block diagram of a learning hearing aid with a data logger according to a first embodiment of the present invention;

figure 3, shows a graph of a fast-acting learning scheme of a learning controller according to the first embodiment;

figure 4, shows a graph of a slow-acting learning scheme a learning controller according to the first embodiment; and

figure 5, shows profiles of the hearing aid according to a first embodiment of the present invention.

Detailed description of preferred embodiments

[0034] In the following description of the various embodiments, reference is made to the accompanying figures, which show by way of illustration how the invention may be practiced. It is to be understood that other embodiments may be utilised and structural and functional modifications may be made without departing from the scope of the present invention.

[0035] Figure 1 shows a general block diagram of a learning hearing aid designated in entirety by reference numeral 10. The learning hearing aid 10 comprises an input unit 12 converting a sound to an electric signal or electric signals, which are communicated to a signal processing unit 14.

[0036] The signal processing unit 14 processes the incoming electric signal so as to compensate for the user's hearing disability. The signal processing unit 14 generates a processed electric signal for an output unit 16, which converts the processed electric signal to a sound pressure level to be presented to the user's ear canal.

[0037] The learning hearing aid 10 further comprises a user interface (UI) 18 enabling the user to change the setting of the signal processing unit 14, i.e. change the volume or the program.

[0038] The interactions of the user recorded by the UI 18 as well as the electric signal or signals of the input unit 12 are logged in a memory 20 together with the active setting of the signal processing unit 14.

[0039] The signal processing unit 14 utilises the data logged in the memory 20 for optimising the hearing aid 10 for the user. That is, the hearing aid 10 learns in accordance with the user's interactions as well as the acoustic environments the user operates in.

[0040] Figure 2, shows a learning hearing aid according to a first embodiment of the present invention, which hearing aid is designated in entirety by reference numeral 100 and comprises a pair of microphones 102, 104 each converting sound pressure to analogue electric signals. Each of the analogue signals are communicated to converters 106, 108, which convert the analogue signals to digital signals. One of the digital signals is communicated from the converter 106 to a data logger 110 for logging a set of sound parameters, namely the sound pressure level measured by the microphone 102 and converted by the converter 106 to

a digital signal; a directionality program selection determined by a directionality element 112 of a signal processing unit 114; a noise reduction program selection determined by noise reduction element 116 of the signal processing unit 114; time established by a timer element 118; and finally volume setting of an amplification element 122.

[0041] In addition, the data logger 110 logs the user's input for changing either program or volume setting of the signal processing unit 114 received through a user interface (UI) 124. The UI 124 enables the user to respond to the automatically selected program or volume setting and the respond is communicated directly to the signal processing unit 114 as well as the data logger 110.

[0042] The data logger 110 in the first embodiment of the present invention is configured in a memory such as a non-volatile memory. This memory further comprises one or more programs for the operation of the signal processing unit 114. The programs may be selected by the user of the hearing aid 100 through the UI 124 or may be automatically chosen by the signal processing unit 114 in accordance with a particular detected acoustic environment.

[0043] Hence the signal processing unit 114 operates in accordance with a number of programs determined by the directionality element 112 and the noise reduction element 116. Further, the signal processing unit 114 may be controlled by the user of the hearing aid 100 so as to select a different program. Thus the program of the signal processing unit 114, which is automatically determined by the directionality element 112 and/or the noise reduction element 116, or determined by the user, is continuously logged by the data logger 110.

[0044] The data logger 110 may be configured in a fixed area of the memory thus having a fixed capacity, and in this case the data logger 110 comprises a rolling or shifting function overwriting continuously discarding the oldest data in the data logger 110.

[0045] The content of the data logger 110 may be downloaded by a dispenser and utilised for, firstly, creating a picture of the user's actions/reactions to the hearing aid's 100 operation in various acoustic environments and, secondly, provide the dispenser with the possibility to adjust the operation of the hearing aid 100. The content may be downloaded by means of a wired or wireless connection to a computer by any means known to a person skilled in the art, e.g. RS-232, Bluetooth, TCP/IP.

[0046] The recording of the sound pressure level measured by the microphone 102 is, advantageously, used for comparing the user's response to the actual acoustic environments as well as for performing a correlation between the automatically selected program of the signal processing unit 114 and the actual acoustic environments. This provides the dispenser with the possibility to determine whether the parameters used for determining program selection match the resulting acoustic requirements of the user of the hearing aid 100.

[0047] The directionality element 112 determines a directionality program for the signal processing unit 114 based on the converted sound received by the microphones 102, 104. For example, the directionality element 112 performs a differentiation between the digital signals recorded at the first microphone 102 and the second microphone 104, and the differentiation is utilised for determining which directionality program would be optimal in the given acoustic environment.

[0048] The directionality element 112 forwards a directionality signal describing a preferable directionality program to a processor 126 of the signal processing unit 114. The processor 126 utilises the directionality signal for controlling the overall operation of the signal processing unit 114. The processor 126, in particular, controls the filtering element 120 and the amplification element 122 so as to compensate for the user's hearing loss. That is, the processor 126 seeks to provide compensation of hearing loss while ensuring that amplification does not exceed the maximum power limit of the user.

[0049] The noise reduction element 116 provides a noise reduction signal describing an appropriate noise reduction setting for the amplification element 122, which therefore improves the signal to noise ratio by utilising this program setting. The noise reduction signal is further, as described above, communicated to the data logger 110 for enabling the dispenser to check whether the functionality of the automatic program selection correlates with the actual acoustic environments.

[0050] The timer element 118 forwards a timing signal to the data logger 110 thereby controlling the data logger 110 to store data on its inputs at particular intervals. The timer element 118 further enables the data logger 110 to log a value of time.

[0051] The hearing aid 100 further comprises an adaptive feedback system 128 measuring the output of the amplification unit 122 and returning a feedback signal to a summing point 130 of the signal processing unit 114. The adaptive feedback system 128 detects occurrences of positive acoustic feedback and adaptively adjusts the feedback limits over time. The feedback limit is initially the maximum available stable gain in the hearing aid 100; however, the feedback limit is continuously adjusted in accordance with the acoustic environments of the user of the hearing aid 100 and with the user's way of using the hearing aid

100. This learning feature is unsupervised (i.e. no interaction from the user is needed) and therefore attractive. Hence the adaptive feedback system 128 has the ability to detect, count and reduce the number of feedback occurrences in each frequency band.

[0052] The hearing aid 100 further comprises a converter 132 for converting the output of the signal processing unit 114 for a signal appropriate for driving a speaker 134. The speaker 134 (also known as a receiver within the hearing aid industry) converts the electrical drive signal to a sound pressure level presented in the user's ear.

[0053] The signal processing unit 114 further comprises a learning feedback controller, which is activated when the adaptive feedback system 128 has reached its maximum performance and some howls are still detected. The input to the learning feedback controller is derived from the adaptive feedback system 128, which means that the basic functionality depends on the effectiveness of the adaptive feedback system 128. The object of the learning feedback controller is to provide less feedback over time - on top of an already robust feedback cancellation system. Furthermore, there is less need to run the static feedback manager, which sets the feedback limit in a fitting session in a hearing care clinic.

[0054] The learning feedback controller comprises two different degrees of adaptation to changing acoustic conditions. A fast-acting system for fast changes (within seconds), e.g. telephone conversation, and a more consistent slow-acting system that learns from the long-term tendencies in the fast-acting system.

[0055] The learning process of the hearing aid 100 takes place on two different time scales. Firstly, a fast-acting learning scheme initiated and executed by the learning feedback controller provides support in situations where the adaptive feedback system 128 cannot handle the feedback correctly. The fast-acting learning scheme reacts according to the feedback limit and is used when the acoustics changes temporarily, for example, when wearing a hat, using a telephone or hugging. Another example of changed acoustic environments could be the small differences in insertion of the hearing aid 100 in the ear from day to day.

[0056] Howl and near-howl occurrences are detected by the adaptive feedback system 128 and integrated over a short time frame in a number of frequency bands, e.g. sixteen.

[0057] These fast-acting learning actions are stored in a volatile memory and are therefore forgotten by the next day or the next time the hearing aid is switched "On".

[0058] Figure 3 illustrates this fast-acting learning scheme of the learning feedback controller within one "On" period. The X-axis of the graph shows time in minutes, while the Y-axis of the graphs shows the current feedback limit stored in the volatile memory. The dotted line illustrates the maximum feedback limit stored in the non-volatile memory, while the other line shows how the current feedback limit changes as a function of time.

[0059] There is a hold-off period after switching the instrument on, e.g. 1 minute. There will also be a maximum limit of the fast-acting adjustment of 10 dB.

[0060] When there is a consistent change in the acoustic environments, for example, due to ear wax problems in the ear canal, or if the user of the hearing aid 100, for some reason, has been prescribed with the wrong ear mould or in case of unpredictable acoustical connections between hearing aid and ear, then a more durable learning is activated by the learning feedback controller.

[0061] Hence if the fast-acting learning scheme has shown a consistent trend, then a permanent change in the feedback limit is written in the non-volatile memory.

[0062] The input to this slow-acting learning scheme of the learning feedback controller is taken from the fast-acting learning scheme. The fast-acting input is exponentially averaged and stored in the non-volatile memory at regular intervals and read the next time the hearing aid 100 is switched "On". The permanent feedback limit may exceed the initially prescribed feedback limit up to a certain limit as illustrated in figure 4. The time constant of this scheme is no less than 8 hours of use.

[0063] Figure 4 illustrates this slow-acting learning scheme of the learning feedback controller over any number of "on" sessions. The X-axis of the graph shows time in days, while the Y-axis of the graphs shows the maximum feedback limit stored in the non-volatile memory. The dotted line illustrates the maximum feedback limit stored in the non-volatile memory, while the other line shows how the current feedback limit changes as a function of time.

[0064] The signal processing unit 114 further comprises a user controller for controlling the data logging and learning of the user's interactions recorded through the UI 124.

[0065] Normally a user of the hearing aid 100 adjusts the volume to a best setting in daily use in all acoustic environments where adjustments are desired. For example, the user may prefer a higher volume only in quiet situations compared to the setting programmed by the dispenser then the increased gain in quiet is also applied to all other sounds. Further more, the setting is forgotten the next time the user switches "On" the hearing aid 100. If the volume control actions are memorized for a specific acoustic environment (or other relevant parameters) the need for changing the volume control over time is thus reduced.

[0066] The user controller executes a volume control learning scheme based on a special volume state matrix illustrated in table 1 below. For each state, i.e. combination of sound pressure level region (input level) and acoustic environment a specific additional gain is applied. Initially this additional gain is the same regardless of which state the hearing aid 100 is in. When the learning volume control scheme is active each state is logged in the data logger 110 and learned separately, and this may over time lead to noticeable changes in gain of the amplification element 122 depending on how the volume control is used by the user of the hearing aid 100.

[0067] The data logger 110 comprises a logging buffer for each volume state, which buffer needs to be full before learning takes place. As described above, the setting of the volume control of the hearing aid 100, the sound pressure level of the acoustic environments and some further environment data are logged in the data logger 110. This means that after a certain amount of user time the volume states will contain mean or averaged data of the volume control use, where after volume control learning scheme can be initialized and effectuated.

		Input level (dB SPL)		
		Low - 45	Medium 45-75	High 75-
Environment Detector	Speech	VC1	VC2	VC3
	Comfort	VC4	VC5	VC6
	Wind	VC7		

[0068] Table 1 shows a matrix for handling different volume states (i.e. speech, comfort, wind, low, medium and high) together with learning volume control actions (VC1 through VC7). The matrix is two dimensional: one dimension is the (broadband) sound pressure level in three regions, low, medium and high. Another dimension is directed by an environment detector that detects a specific acoustic environment.

[0069] When the gain changes in a specific volume state the change will affect the forthcoming states to the same extend. If the user prefers an overall gain change (i.e. regardless of sound pressure level and acoustic environments) then the same volume change is required in all volume states, and the volume control learning scheme executed by the user controller might reduce the need for future changes. For most users there is a need to adjust gain differently for different sound pressure levels and for different acoustic environments. This would imply that a global change in gain in one volume state will result in an unwanted change in another volume state. Consequently, such users need to set the volume control according to the preferred volume for a specific sound pressure level and a specific acoustic environment. After a couple of changes in the volume states where volume control learning scheme is executed in each volume state these users will hopefully reduce their need for the volume control. All effects of the volume control learning scheme are written to the non-volatile memory at regular intervals.

[0070] In use, the volume control is program-specific. The volume control setting is remembered for each program and is restored when the user returns to an associated program (e.g. switching to tele-coil or music program). By executing the volume control learning scheme separately within each program, the learning scheme will accommodate various input sources. Additional programs like tele-coil and music program are treated differently than the general programs because the input source to these auxiliary programs is not as complex as in the general programs and thus the logging and learning will follow a simpler scheme.

[0071] Below in table 2 a special learning scheme for additional programs is illustrated.

Input level (dB)		
Low - 45	Medium 45-75	High 75-
VC8	VC9	VC10

[0072] Since these additional programs such as a telecoil program or music program are simpler the matrix for these programs is simpler. The matrix is one-dimensional having a series of volume control states (low, medium, high) for a series of volume control actions (VC8 through VC10).

[0073] The signal processing unit 114 further comprises an identity controller adapted to execute an un-supervised identity learning scheme for individualising parameters of the automatic program selection. In particular, the parameters comprise the type of parameters, which are difficult to prescribe accurately in a hearing care facility and without knowledge about the user's actual sound environment.

[0074] The prior art hearing aids comprise a number of identities or profiles each describing a specific user. For example, an identity for a younger user may include settings of the programs, which are significantly different to an identity for an older user. The dispenser fitting the hearing aid 100 to the user pre-selects an identity from the number of identities.

[0075] In the hearing aid 100 according to the first embodiment of the present invention five activity identities are envisaged and shown in figure 5.

[0076] The identity learning scheme utilises that the variability in a given user's acoustic environments reflects his activity level in life, and can be used to prescribe beneficial processing. For example, a user that experience a highly variable acoustic environment will have a greater possibility to benefit from a faster acting identity (moving right on the identity scale shown in figure 5) and vice versa.

[0077] The identity learning scheme of the on-line identity controller ensures possibility of changing the configuration of the automatic signal processing like directionality, noise reduction and compression over time as a product of gained knowledge about the user's acoustic environments, i.e. enables further individualisation of the identity setting. Consequently if the logged data in the data logger 110 indicate that the user is experiencing another kind of acoustic environment than is anticipated according to the prescribed or pre-selected identity, the hearing aid 100 automatically adjusts itself to a configuration that is hypothesized to be more beneficial.

[0078] Five new sub-identities are defined between each main identity. The five main identities are defined by a wide range parameters from compression (e.g. speed, level dependant gain), noise reduction (e.g. amount of gain reduction, speed, and threshold), and directionality (e.g. threshold).

[0079] At least one parameter is required in order to point on the correct place on the identity scale (figure 5). Such a parameter needs to be defined on the basis of several logging parameters. The parameter is based on histograms of distribution of programs over time (indirect knowledge about acoustic environments) and histograms of input sound pressure level variation over time and the number of modes transitions (how fast the automatic program selection adapts to the acoustic environment over time). The different modes may have different priorities, e.g. speech mode information could weight more than comfort mode.

[0080] The signal processing unit 114 further comprises an own-voice detector (OVD) for generating an own-voice profile, which is logged in the data logger 110. The own-voice profile is utilised by an own-voice controller of the signal processing unit 114 for executing an own-voice learning scheme during which the hearing aid 100 utilises data logged in the data logger 110 to modify own voice gain and other own voice settings in the instrument.

[0081] The own voice learning requires the OVD, is used to detect own voice. In the presence of an own voice (i.e. speaking situation) the setting in the instrument will be modified according to an own voice rationale (algorithm). The own voice learning will try to individualise this rationale according to how the user of the hearing aid 100 speaks.

[0082] One of the biggest risks with the concept of a learning hearing aid 100 is if the logged data are invalid due to a situation where the hearing aid 100 is switched "On" but not worn by the user. If the hearing aid 100 has been collecting data, while lying on a table or in the carrying case, there is great risk that learning takes an unwanted direction. For example, if the hearing aid has been howling in the carrying case for a couple of days then the maximum feedback limit would be reduced. Therefore the hearing aid 100 further comprises an in-activity detector detecting when the hearing aid 100 is not worn and disabling logging of data during inactivity. Alternatively, the in-activity detector when detecting that the hearing aid 100 is not worn mutes the microphones 102, 104 and terminates the logging of data and the process of learning.

[0083] The in-activity detector accomplishes a beneficiary feature of the hearing aid 100 in that it saves battery life if the hearing

aid 100 by its self is able to mute during in-activity. The in-activity detector combines logged data in the data logger 110 in a way that minimizes false positive responses. The following logging parameter may be used: the fast-acting average from the learning feedback controller; average sound pressure level; usage time; variation in sound pressure level; state of the automatic program selection; or user interactions such as volume or program selection or lack thereof.

[0084] By monitoring the fast-acting average from a number of parameters of the learning feedback controller the in-activity detector may identify when the more than one parameters average approaches a maximum and accordingly the signal processing unit 114 may mute the hearing aid 100.

[0085] By monitoring the average sound pressure level the in-activity detector may identify when the sound pressure level approaches a very low level over longer period of time, for example, during the night, the signal processing unit 114 may mute the hearing aid 100.

[0086] By monitoring the variation in sound pressure level the inactivity detector may identify when the sound pressure level changes, for example, the sound pressure level changes when going from inside to outside, and the sound pressure level does not significantly change when the hearing aid 100 is positioned in a drawer, therefore the signal processing unit 114 may mute the hearing aid 100 when no change has been identified over a longer period of time.

[0087] By monitoring the variation in state of the automatic program selection the in-activity detector may as described above with reference to variation of sound pressure level mute the hearing aid 100 when no variation in the automatic program selection is identified over a longer period of time.

[0088] By monitoring the variation in user interactions the inactivity detector may from a longer period of no user interactions react by flagging in-activity where after the signal processing unit 114 may mute the hearing aid 100.

REFERENCES CITED IN THE DESCRIPTION

This list of references cited by the applicant is for the reader's convenience only. It does not form part of the European patent document. Even though great care has been taken in compiling the references, errors or omissions cannot be excluded and the EPO disclaims all liability in this regard.

Patent documents cited in the description

- [EP1367857A \[0002\]](#)
- [US6035050A \[0003\]](#)
- [US20040208331A \[0003\]](#)
- [WO2004056154A \[0003\]](#)
- [EP335542A \[0004\]](#)
- [US2004190739A1 \[0006\]](#)

Patentkrav

1. Høreapparat (10, 100) til logging af data og tage ved lære af disse data, hvor høreapparatet (10, 100) omfatter en inddataenhed (12), der er indrettet til at konvertere et akustisk miljø til et elektrisk signal; en uddataenhed (16),
5 der er indrettet til at konvertere et behandlet elektrisk signal til et lydtryk; en signalbehandlingsenhed (14, 114), som indbyrdes forbinder inddataenheden (12) og uddataenheden (16) og er indrettet til at frembringe det behandlede elektriske signal fra det elektriske signal i overensstemmelse med en indstilling; en brugergrænseflade (18, 124), der er indrettet til at konvertere
10 interaktion med en bruger til et styresignal for derved at styre indstillingen; og en hukommelsesenhed (20), der omfatter en styredel, som er indrettet til at lagre et sæt af styreparametre, der er forbundet med det akustiske miljø, og en dataloggerdel (110), som er indrettet til at modtage data fra inddataenheden (12), signalbehandlingsenheden (14, 114) og
15 brugergrænsefladen (18, 124); hvor signalbehandlingsenheden (14, 114) er indrettet til at konfigurere indstillingen i overensstemmelse med sættet af styreparametre og omfatter en indlæringsstyreenhed, som er indrettet til at tilpasse sættet af styreparametre i overensstemmelse med dataene i dataloggerdelen (110), kendetegnet ved, at signalbehandlingsenheden (14,
20 114) yderligere er indrettet til at eksekvere et ikke-overvåget identitets-indlæringssskema for at individualisere en aktivitetsidentitet i afhængighed af variabiliteten i brugerens akustiske miljø, og ved at indlæringsstyreenheden yderligere er indrettet til at konfigurere indstillingen i overensstemmelse med aktivitetsidentiteten.

25

2. Høreapparat ifølge krav 1, hvor styredelen yderligere omfatter en flerhed af sæt af parametre, der hver er forbundet med yderligere akustiske miljøer.

30

3. Høreapparat ifølge et hvilket som helst af kravene 1 til 2, hvor dataene omfatter det elektriske signal, indstillingen og styresignalet.

4. Høreapparat ifølge krav 3, hvor det elektriske signal omfatter et digitalt signal, der omfatter en værdi for lydtrykniveauet, en værdi, der beskriver

frekvensspektret for det akustiske miljø, en værdi for støjen fra det akustiske miljø eller en hvilken som helst kombination deraf.

5 5. Høreapparat ifølge et hvilket som helst af kravene 3 til 4, hvor indstillingen omfatter et sæt af variable, der beskriver forstærkning af et eller flere frekvensbånd, grænser for det ene eller for de flere frekvensbånd, maksimal forstærkning for det ene eller de flere frekvensbånd, kompressionsdynamik for det ene eller de flere frekvensbånd eller en hvilken som helst kombination deraf.

10

6. Høreapparat ifølge et hvilket som helst af kravene 3 til 5, hvor styresignalet omfatter en værdi for volumen af lydtrykket, et udvalg af sættet af parametre eller en hvilken som helst kombination deraf.

15

7. Høreapparat ifølge kravene 1 til 6, hvor inddataenheden (12) omfatter en eller flere mikrofoner (102, 104), der konverterer det akustiske signal til et analogt elektrisk signal, og en konverter (106, 108) til at konvertere det analoge elektriske signal til det elektriske signal, hvor konverteren (106, 108) er indrettet til at frembringe et digitalt signal, der omfatter en værdi for lydtrykkniveauet, en værdi, der beskriver frekvensspektret for det akustiske miljø, en værdi for støjen fra det akustiske miljø eller en hvilken som helst kombination deraf.

20

25 8. Høreapparat ifølge et hvilket som helst af kravene 1 til 7, hvor signalbehandlingsenheden (14, 114) yderligere omfatter et retningsbestemmende element (112), som er indrettet til at frembringe et retningsbestemmende signal, der angiver en retning for en lydkilde i forhold til normalretningen for en brugers ansigt.

30

9. Høreapparat ifølge et hvilket som helst af kravene 1 til 8, hvor signalbehandlingsenheden (14, 114) yderligere omfatter et støjreduktionselement (116), som er indrettet til at frembringe et støjreduktionssignal, der angiver støjniveauet for det akustiske miljø.

- 5 10. Høreapparat ifølge et hvilket som helst af kravene 1 til 9, hvor signalbehandlingsenheden (14, 114) yderligere omfatter et adaptivt tilbageføringselement (128), som er indrettet til at frembringe et tilbageføringssignal, der angiver tilbageføringsgrænsen.
- 10 11. Høreapparat ifølge et hvilket som helst af kravene 8 til 10, hvor dataloggerdelen (110) er indrettet til at logge det retningsbestemmende signal, støjreduktionssignalet, tilbageføringssignalet sammen med det elektriske signal og styresignalet.
- 15 12. Høreapparat ifølge krav 11, hvor dataloggerdelen (110) er indrettet til at logge volumenstyreindstillingen og ændringer deraf sammen med det målte lydtrykniveau.
- 20 13. Høreapparat ifølge et hvilket som helst af kravene 1 til 12, hvor indlæringsstyreenheden bestemmer variabiliteten i brugerens akustiske miljø baseret på data, der er logget i dataloggerdelen (110), og udvælger aktivitetsidentiteten baseret på den bestemte variabilitet.
- 25 14. Høreapparat ifølge et hvilket som helst af kravene 1 til 13, hvor indlæringsstyreenheden yderligere er indrettet til at eksekvere et ikke-overvåget identitetsindlæringskema for individualiseringsparametre for det automatiske programvalg.
- 30 15. Høreapparat ifølge et hvilket som helst af kravene 1 til 14, hvor signalbehandlingsenheden (14, 114) yderligere omfatter en egen-stemme detektor, som er indrettet til at frembringe en egen-stemme data i dataloggerdelen (110), og en egen-stemme styreenhed, som er indrettet til at eksekvere et egen-stemme indlæringskema, som anvender egen-stemme data, der er logget i dataloggerdelen (110).

16. Høreapparat ifølge et hvilket som helst af kravene 1 til 15, der yderligere omfatter en inaktivitetsdetektor, som er indrettet til at identificere inaktiviteten for indlærings-høreapparatet (10, 100).

5 17. Fremgangsmåde til logging af data og tage ved lære af disse data, hvor fremgangsmåden omfatter: konvertering af et akustisk miljø til et elektrisk signal ved hjælp af en inddataenhed (12); konvertering af et behandlet elektrisk signal til lydtryk ved hjælp af en uddataenhed (16); frembringelse af det behandlede elektriske signal fra det elektriske signal i overensstemmelse
10 med en indstilling ved hjælp af en signalbehandlingsenhed (14, 114); konvertering af interaktion med en bruger til et styresignal for derved at styre indstillingen ved hjælp af en brugergrænseflade (18, 124); lagring af et sæt af styreparametre, der er forbundet med det akustiske miljø, ved hjælp af en styredel for en hukommelsesenhed (20); modtagelse af data fra
15 inddataenheden (12), signalbehandlingsenheden (14, 114) og brugergrænsefladen (18, 124) ved hjælp af en dataloggerdel (110) for hukommelsesenheden (20); konfiguration af indstillingen i overensstemmelse med sættet af styreparametre og i overensstemmelse med en aktivitetsidentitet ved hjælp af signalbehandlingsenheden (14, 114);
20 tilpasning af sættet af styreparametre i overensstemmelse med dataene i dataloggerdelen (110) og eksekvering af ikke-overvåget identitet-indlæring for at individualisere aktivitetsidentiteten i afhængighed af variabiliteten i brugerens akustiske miljø ved hjælp af en indlæringsstyreenhed.

25 18. Computerprogram til en signalbehandlingsenhed (14, 114) for et høreapparat (10, 100) ifølge hvilke som helst af kravene 1 til 16 og indbefattende instruktioner til at bevirke høreapparatet (10, 100) til at eksekvere fremgangsmåden ifølge krav 17.

DRAWINGS

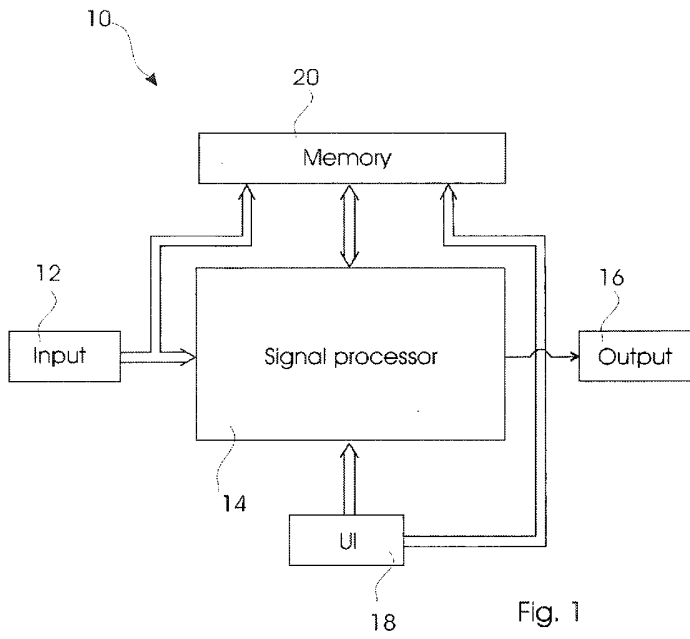


Fig. 1

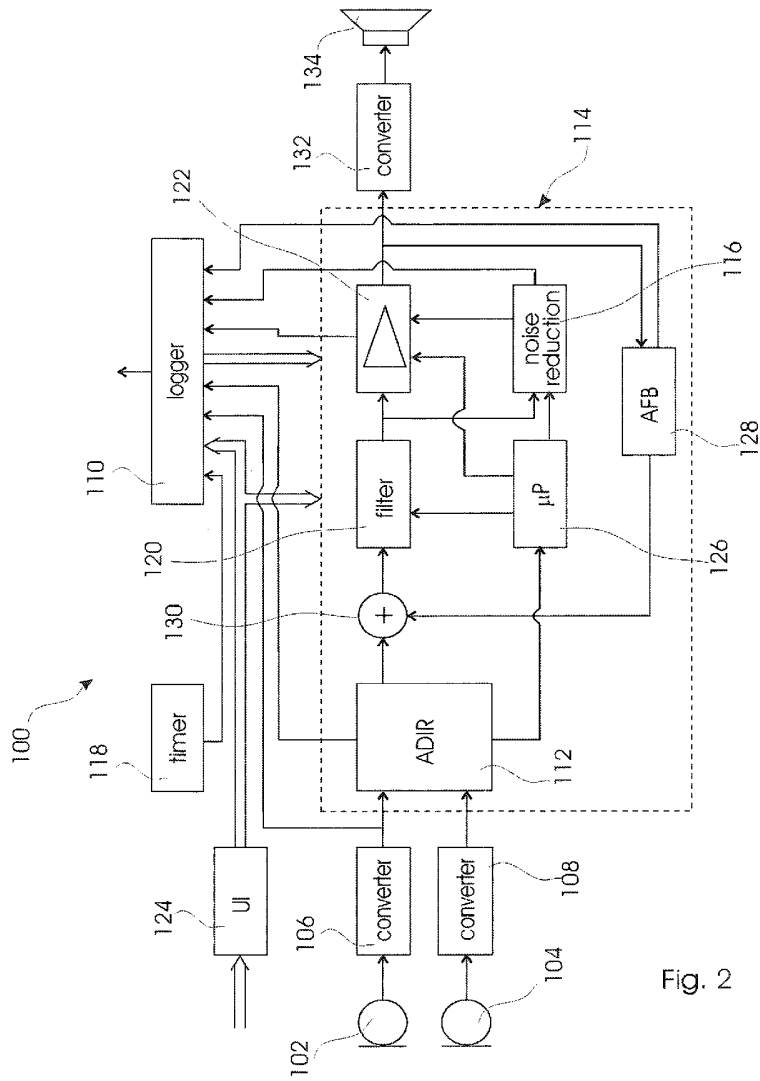


Fig. 2

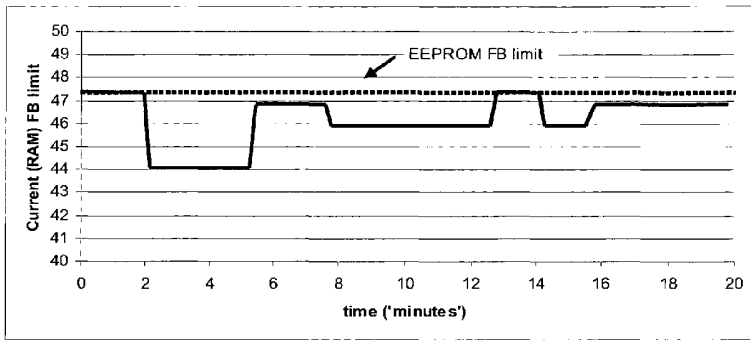


Fig. 3

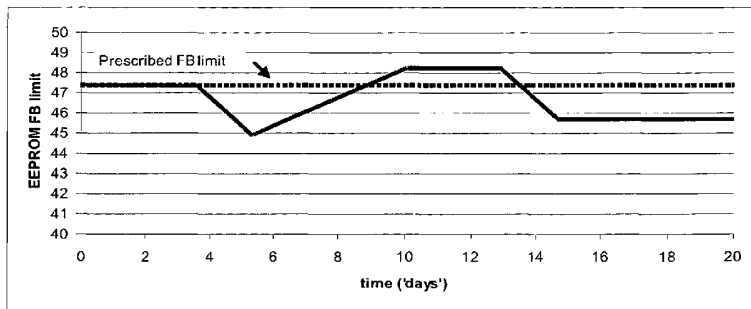


Fig. 4

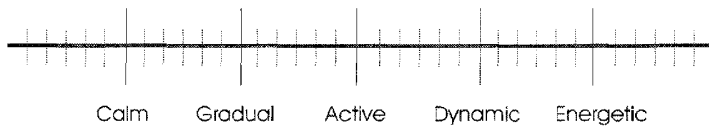


Fig. 5