



US00D448006B1

(12) **United States Design Patent** (10) **Patent No.:** **US D448,006 S**
Lee (45) **Date of Patent:** **** Sep. 18, 2001**

(54) **MOLDED PLAY STATION CONNECTOR**

(75) **Inventor:** **Kendrew Lee**, Fremont, CA (US)

(73) **Assignee:** **Monster Cable Products, Inc.**,
Brisbane, CA (US)

(**) **Term:** **14 Years**

(21) **Appl. No.:** **29/130,124**

(22) **Filed:** **Sep. 27, 2000**

(51) **LOC (7) Cl.** **13-03**

(52) **U.S. Cl.** **D13/133**

(58) **Field of Search** D13/133, 146,
D13/147; 439/483, 660, 668, 676

(56) **References Cited**

U.S. PATENT DOCUMENTS

D. 191,399	*	9/1961	Leach	D13/146
D. 387,733	*	12/1997	Lee	D13/147
D. 392,942	*	3/1998	Lee	D13/147
D. 422,560	*	4/2000	Lok	D13/147
D. 429,218	*	8/2000	Lee	D13/147
5,772,461	*	6/1998	Yu	439/352
5,792,986	*	8/1998	Lee	174/72 A
5,816,841	*	10/1998	Grant	439/354
5,879,196	*	3/1999	Lee	439/660
5,923,709	*	7/1999	Keel et al.	375/257
5,944,562	*	8/1999	Christensson	439/729

* cited by examiner

Primary Examiner—Joel Sincavage

(74) *Attorney, Agent, or Firm*—LaRiviere, Grubman & Payne, LLP

(57) **CLAIM**

The ornamental design for a molded play station connector, as shown in the accompanying drawings.

DESCRIPTION

A portion of the disclosure of this design patent application document contains material to which a claim for a copyright is also made. The copyright owner has no objection to the facsimile reproduction of this design patent application by anyone as it appears in the Patent and Trademark Office patent file or records, but reserves all other copyrights whatsoever.

FIG. 1 is a perspective view of a molded play station connector, in accordance with the present invention.

FIG. 2 is a plan view of a molded play station connector, in accordance with the present invention, as depicted in FIG. 1.

FIG. 3 is an underside view of a molded play station connector, in accordance with the present invention, as depicted in FIG. 1.

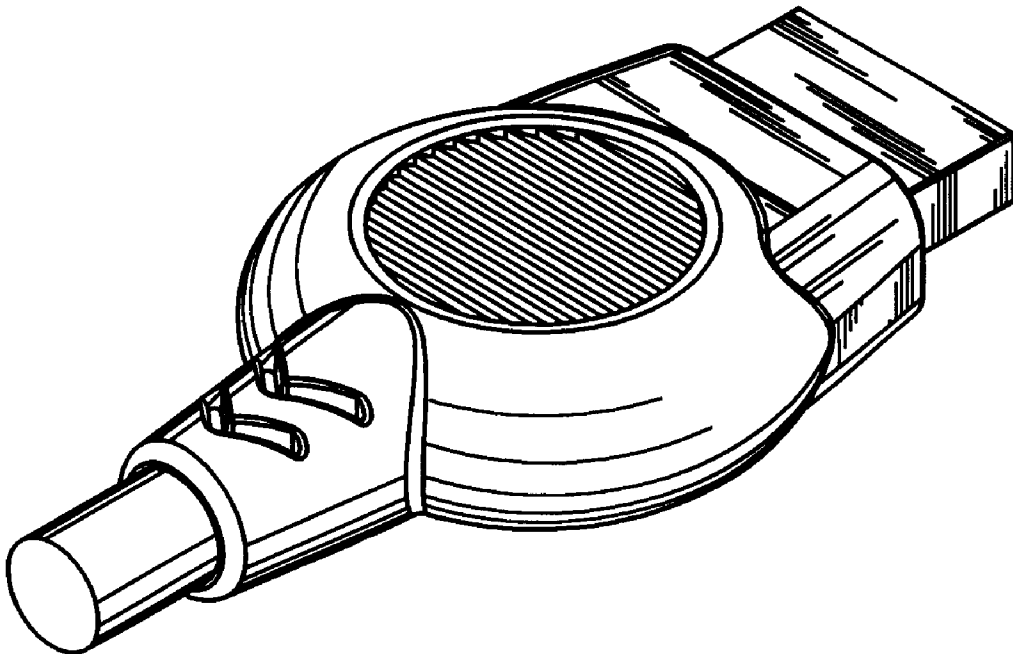
FIG. 4 is a side view of a molded play station connector, in accordance with the present invention, as depicted in FIG. 1.

FIG. 5 is a corresponding side view of a molded play station connector, in accordance with the present invention, as depicted in FIG. 1, as depicted in FIG. 1.

FIG. 6 is a rear view of a molded play station connector, in accordance with the present invention, as depicted in FIG. 1; and,

FIG. 7 is a frontal view a molded play station connector, in accordance with the present invention, as depicted in FIG. 1.

1 Claim, 2 Drawing Sheets



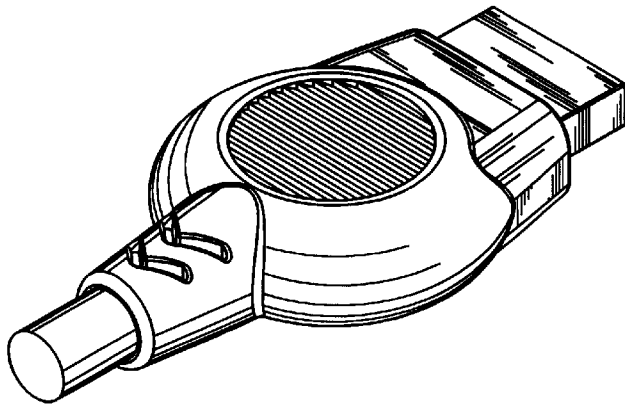


FIG. 1

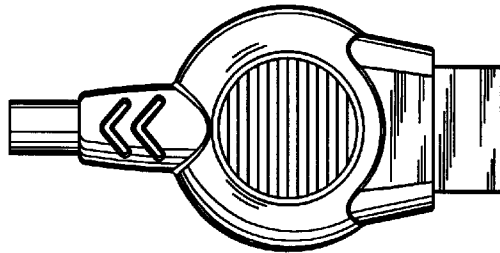


FIG. 2

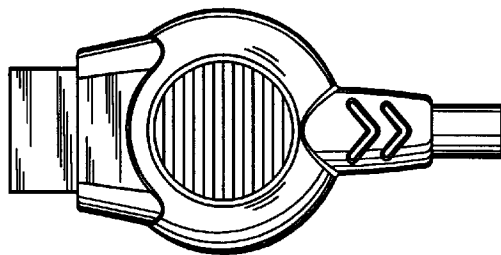


FIG. 3



FIG. 4



FIG. 5



FIG. 6



FIG. 7

UNITED STATES PATENT AND TRADEMARK OFFICE
CERTIFICATE OF CORRECTION

PATENT NO. : Des 448,006 S
DATED : September 18, 2001
INVENTOR(S) : Kendrew Lee

Page 1 of 3

It is certified that error appears in the above-identified patent and that said Letters Patent is hereby corrected as shown below:

Drawings.

In Figure 1, add -- © 2000 Monster Cable Products, Inc. --
In Figure 2, add -- © 2000 Monster Cable Products, Inc. --
In Figure 3, add -- © 2000 Monster Cable Products, Inc. --
In Figure 4, add -- © 2000 Monster Cable Products, Inc. --
In Figure 5, add -- © 2000 Monster Cable Products, Inc. --
In Figure 6, add -- © 2000 Monster Cable Products, Inc. --
In Figure 7, add -- © 2000 Monster Cable Products, Inc. --

Signed and Sealed this

Fourth Day of June, 2002

Attest:

A handwritten signature in black ink, appearing to read "James E. Rogan", written over a horizontal line.

Attesting Officer

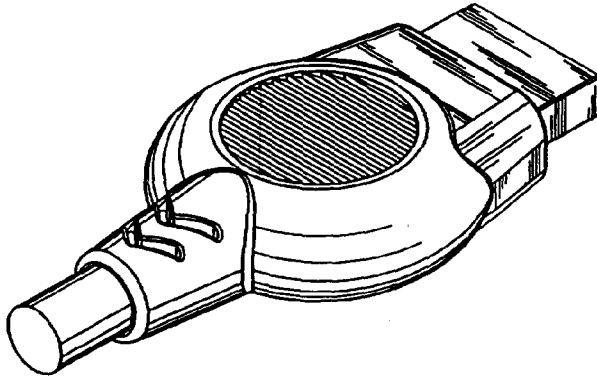
JAMES E. ROGAN
Director of the United States Patent and Trademark Office

U.S. Patent

Sep. 18, 2001

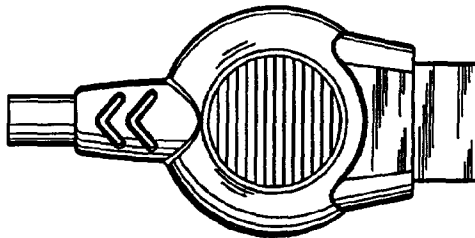
Sheet 1 of 2

Des. 448,006S



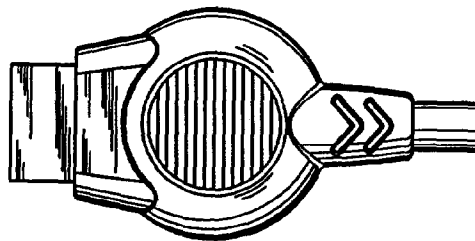
© 2000 MONSTER CABLE PRODUCTS, INC.

FIG. 1



© 2000 MONSTER CABLE PRODUCTS, INC.

FIG. 2



© 2000 MONSTER CABLE PRODUCTS, INC.


FIG. 3



© 2000 MONSTER CABLE PRODUCTS, INC.
FIG. 4



© 2000 MONSTER CABLE PRODUCTS, INC.
FIG. 5



© 2000 MONSTER CABLE PRODUCTS, INC.
FIG. 6



© 2000 MONSTER CABLE PRODUCTS, INC.
FIG. 7