



US00D600538S

(12) **United States Design Patent**  
**Thompson et al.**

(10) **Patent No.:** **US D600,538 S**

(45) **Date of Patent:** **\*\* Sep. 22, 2009**

(54) **WALL MOUNTABLE HOOK ASSEMBLY**

D464,871 S \* 10/2002 Kalat ..... D8/373  
D494,048 S \* 8/2004 Goodman et al. .... D8/372  
D559,089 S \* 1/2008 Goodman et al. .... D8/372

(75) Inventors: **Craig Thompson**, Inver Grove Heights, MN (US); **Byron E. Trotter**, St. Paul, MN (US); **Peter J. Newbould**, Milan (IT); **Michele Cestone**, Milan (IT)

\* cited by examiner

*Primary Examiner*—Holly H Baynham

(74) *Attorney, Agent, or Firm*—David B. Patchett

(73) Assignee: **3M Innovative Properties Company**, St. Paul, MN (US)

(57) **CLAIM**

(\*\*) Term: **14 Years**

The ornamental design for a wall mountable hook assembly, as shown and described.

(21) Appl. No.: **29/296,613**

(22) Filed: **Oct. 24, 2007**

**DESCRIPTION**

(51) **LOC (9) Cl.** ..... **08-05**

FIG. 1 is a perspective view showing the new design for a wall mountable hook assembly;

(52) **U.S. Cl.** ..... **D8/372**

FIG. 2 is a front view thereof;

(58) **Field of Classification Search** ..... D8/372;

FIG. 3 is a back view thereof;

248/301–304

FIG. 4 is a bottom view thereof;

See application file for complete search history.

FIG. 5 is a top view thereof; and,

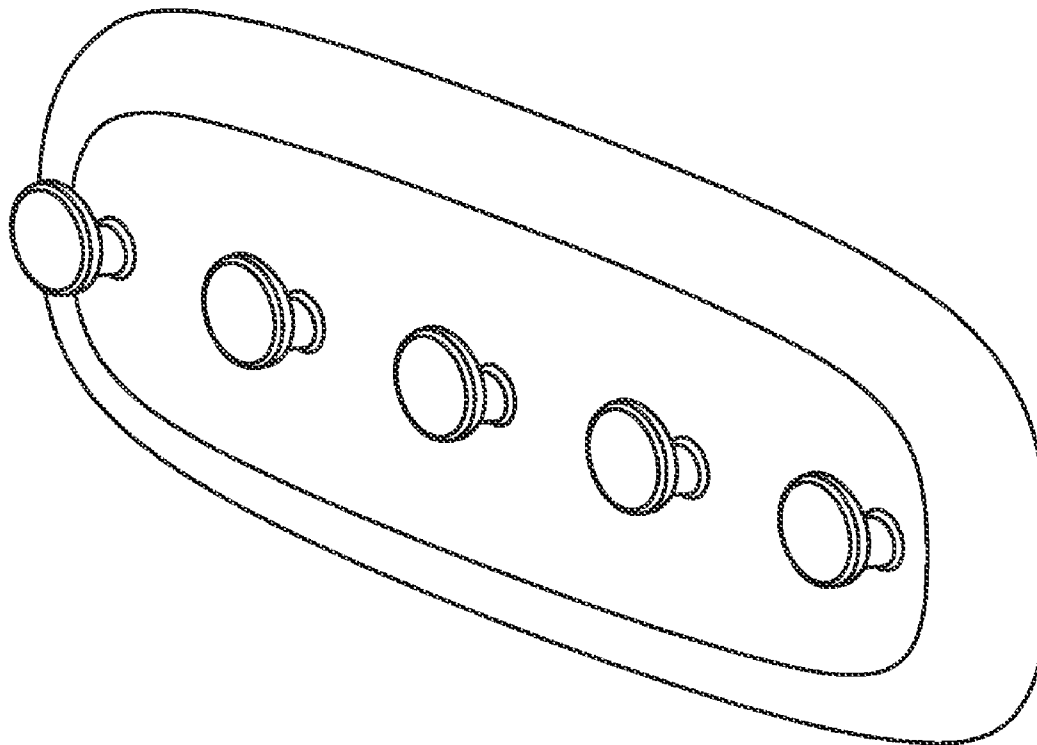
(56) **References Cited**

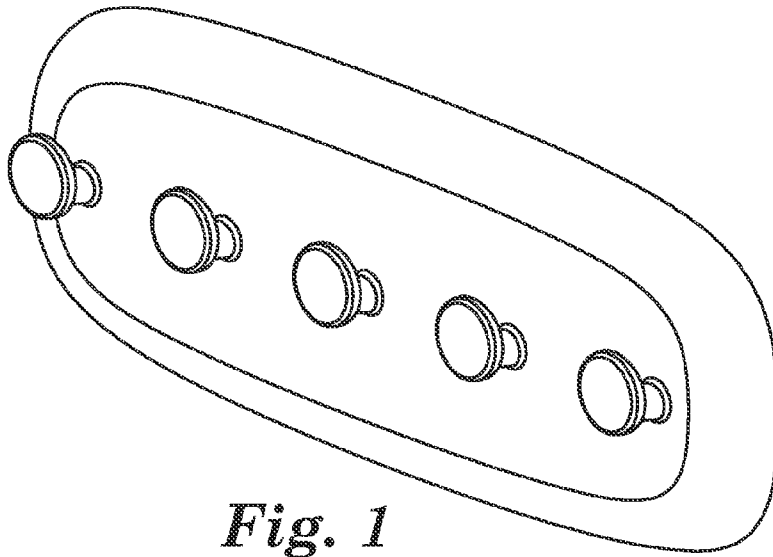
FIG. 6 is a side view thereof, the opposite side view being a mirror image of the side view shown.

**U.S. PATENT DOCUMENTS**

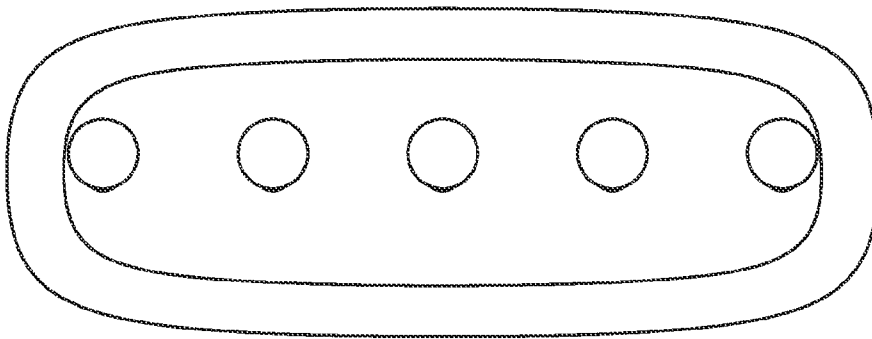
D294,791 S \* 3/1988 Loscalzo et al. .... D6/569  
D437,208 S \* 2/2001 Snell ..... D8/372

**1 Claim, 2 Drawing Sheets**

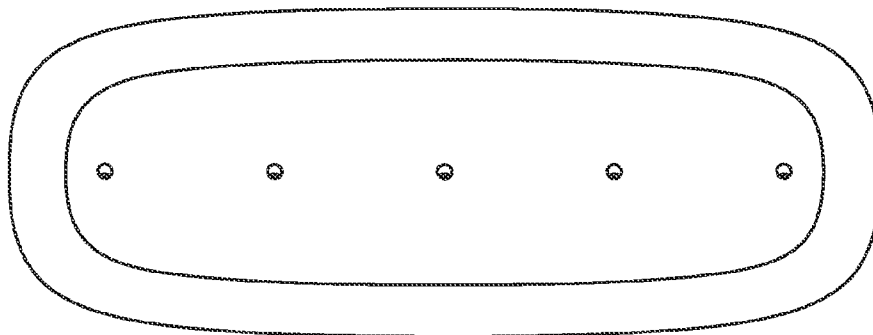




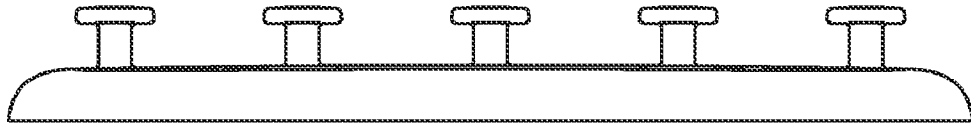
*Fig. 1*



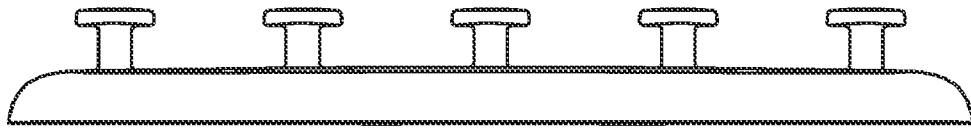
*Fig. 2*



*Fig. 3*



*Fig. 4*



*Fig. 5*



*Fig. 6*