



US00D807926S

(12) **United States Design Patent** (10) **Patent No.:** **US D807,926 S**
Kunz (45) **Date of Patent:** **** Jan. 16, 2018**

(54) **COUPLER FOR A GROUND ENGAGING MACHINE IMPLEMENT**

2,427,651 A 9/1947 Baer
D182,143 S 2/1958 Petersen
2,982,035 A 5/1961 Stephenson

(Continued)

(71) Applicant: **Caterpillar Inc.**, Peoria, IL (US)

(72) Inventor: **Phillip J. Kunz**, Morton, IL (US)

FOREIGN PATENT DOCUMENTS

(73) Assignee: **Caterpillar Inc.**, Peoria, IL (US)

CL 2068-1995 10/1996
CL 391-1998 11/1998

(Continued)

(**) Term: **15 Years**

(21) Appl. No.: **29/575,079**

OTHER PUBLICATIONS

(22) Filed: **Aug. 22, 2016**

Caterpillar Inc., Cat® K Series™ Tooth Systems, brochure (4 pages), 2006.

(Continued)

Related U.S. Application Data

(63) Continuation of application No. 29/519,233, filed on Mar. 3, 2015, now Pat. No. Des. 768,730, and a continuation of application No. 29/462,274, filed on Aug. 1, 2013, now Pat. No. Des. 728,635.

Primary Examiner — Mark Goodwin

(74) *Attorney, Agent, or Firm* — Saidman Design Law Group

(51) **LOC (11) Cl.** **15-03**

(57) **CLAIM**

(52) **U.S. Cl.**

The ornamental design for a coupler for a ground engaging machine implement, as shown and described.

USPC **D15/29; D15/28**

(58) **Field of Classification Search**

DESCRIPTION

USPC D15/11, 28, 29; 37/456, 452, 450, 446, 37/454, 449, 453, 455, 903; 403/379.5, 403/DIG. 1; 111/152; 172/724, 730, 172/766, 770, 771, 721, 713, 699, 772
CPC Y10T 29/49826; Y10T 403/589; Y10T 403/7018; Y10T 403/7075; E02F 9/28; E02F 9/2825; E02F 9/2833; E02F 9/2866; E02F 9/2858; E02F 9/2808; E02F 9/2841
See application file for complete search history.

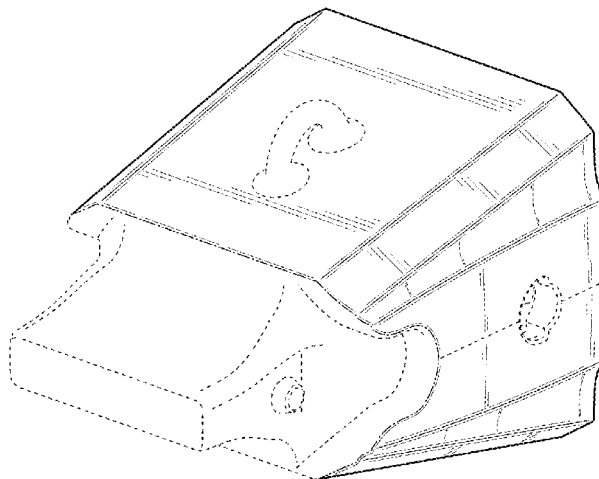
FIG. 1 is an upper, right-side perspective view of a coupler for a ground engaging machine implement showing my new design;
FIG. 2 is a front view thereof;
FIG. 3 is a rear view thereof;
FIG. 4 is a right side view thereof, the left side view being a mirror image thereof;
FIG. 5 is a top view thereof;
FIG. 6 is a bottom view thereof; and,
FIG. 7 is a bottom, right side perspective view thereof.
The dashed broken lines illustrate structure or features which form no part of the claimed design.
The dot-dash broken lines illustrate boundaries which form no part of the claimed design.

(56) **References Cited**

U.S. PATENT DOCUMENTS

1,220,186 A 3/1917 Chambers
1,384,701 A 7/1921 McMonegal
1,571,782 A 2/1926 Andrews
1,856,930 A 5/1932 Robin

1 Claim, 5 Drawing Sheets



(56)

References Cited

U.S. PATENT DOCUMENTS

3,019,537	A	2/1962	Stephenson	D727,369	S	4/2015	Renski et al.
3,312,004	A	4/1967	Johnson	D727,979	S	4/2015	Renski et al.
3,623,247	A	11/1971	Steppe	D727,980	S	4/2015	Renski et al.
3,774,324	A	11/1973	Lafond	D727,981	S	4/2015	Renski et al.
3,823,496	A	7/1974	Querci et al.	D727,982	S	4/2015	Renski et al.
3,832,077	A	8/1974	Von Mehren	D728,635	S *	5/2015	Kunz D15/28
3,967,399	A	7/1976	Heinold et al.	D728,636	S	5/2015	Kunz
4,052,802	A	10/1977	Moen et al.	D728,637	S	5/2015	Kunz
4,086,966	A	5/1978	Lanz et al.	9,228,324	B2 *	1/2016	Kunz E02F 9/2858
4,128,132	A	12/1978	Moen et al.	D748,685	S *	2/2016	Kunz D15/28
4,182,057	A	1/1980	Klett et al.	D749,147	S *	2/2016	Kunz D15/28
4,231,173	A	11/1980	Davis	9,273,448	B2 *	3/2016	Kunz E02F 9/2858
4,516,340	A	5/1985	Lauder	9,290,914	B2 *	3/2016	Kunz E02F 9/2858
4,761,900	A	8/1988	Emrich	2002/0195259	A1	12/2002	Satzler
4,776,113	A	10/1988	Bedford et al.	2004/0010949	A1	1/2004	Laguarda et al.
4,848,013	A	7/1989	Bowman et al.	2007/0204490	A1	9/2007	Jones et al.
4,918,843	A	4/1990	Kiesewetter et al.	2008/0148608	A1	6/2008	Harder et al.
4,965,945	A	10/1990	Emrich	2008/0201997	A1	8/2008	Armstrong
5,205,057	A	4/1993	Garman	2009/0282711	A1	11/2009	Naher et al.
D336,476	S	6/1993	Garman	2011/0035970	A1	2/2011	Smith et al.
D339,592	S	9/1993	Johansson	2011/0035971	A1	2/2011	Smith et al.
5,272,824	A	12/1993	Cornelius	2011/0035972	A1	2/2011	Harder et al.
5,386,653	A	2/1995	Cornelius	2012/0186113	A1	7/2012	Harder et al.
5,423,138	A	6/1995	Livesay et al.	2012/0210612	A1	8/2012	Harder et al.
5,456,029	A *	10/1995	Cornelius E02F 9/2825	2012/0297649	A1	11/2012	Gomar
			172/713	2015/0033596	A1	2/2015	Kunz
D365,577	S	12/1995	Ruvang				
5,561,925	A	10/1996	Livesay				
5,634,285	A	6/1997	Renski				
5,709,043	A	1/1998	Jones et al.				
D391,583	S	3/1998	Moreno				
5,743,033	A	4/1998	Gegel				
5,806,216	A	9/1998	Renski				
D399,511	S	10/1998	Lauder et al.				
5,896,911	A	4/1999	Gegel				
D413,338	S	8/1999	Pueyo Molina				
5,937,550	A	8/1999	Emrich				
D414,193	S	9/1999	Lauder et al.				
5,983,534	A	11/1999	Robinson et al.				
5,992,063	A	11/1999	Mack				
6,085,448	A	7/2000	Gale et al.				
6,092,958	A	7/2000	Gale				
6,145,224	A	11/2000	Stickling				
6,321,471	B2	11/2001	Fernandez Muñoz et al.				
D454,891	S	3/2002	Ketting et al.				
D458,614	S	6/2002	Esterhuyse et al.				
D460,464	S	7/2002	Ketting et al.				
D461,832	S	8/2002	Ketting et al.				
6,457,269	B1	10/2002	Esterhuyse et al.				
6,477,796	B1	11/2002	Cornelius				
6,766,602	B2	7/2004	Cox et al.				
6,865,828	B1	3/2005	Molino et al.				
6,871,426	B2	3/2005	Keech et al.				
7,100,315	B2	9/2006	Carpenter et al.				
7,219,454	B2	5/2007	Maher				
D552,632	S	10/2007	De Martiis				
D560,232	S	1/2008	De Martiis				
7,762,015	B2	7/2010	Smith et al.				
D624,943	S	10/2010	Gibbon				
8,117,772	B2	2/2012	Harder et al.				
8,122,622	B2	2/2012	Smith et al.				
8,127,475	B2	3/2012	Harder et al.				
8,170,756	B2	5/2012	Morey et al.				
8,229,631	B2	7/2012	Morey et al.				
8,393,097	B2	3/2013	Harder et al.				
D706,263	S	6/2014	Renski et al.				
D706,307	S	6/2014	Renski et al.				
D706,311	S	6/2014	Renski et al.				
D706,312	S	6/2014	Renski et al.				
D706,839	S	6/2014	Renski et al.				
D706,840	S	6/2014	Renski et al.				
D707,264	S	6/2014	Renski et al.				
D727,367	S	4/2015	Renski et al.				
D727,368	S	4/2015	Renski et al.				

FOREIGN PATENT DOCUMENTS

CL	1193-1999	9/1999
CL	223-1999	11/1999
CL	1457-1999	11/1999
CL	1583-1999	6/2000
CL	2671-2005	7/2006
CL	3115-2005	9/2006
CL	3116-2005	9/2006
CL	173-2008	8/2008
CL	174-2008	8/2008
CL	2524-2008	1/2009
CL	1764-2008	7/2009
CL	618-2010	11/2010
CL	739-2010	12/2010
CL	291-2012	11/2012
EM	000089099-0001-0003	10/2003
EM	000877477-0001-0009	1/2008
EM	000895396-0001-0015	3/2008
GB	1049195	3/1988
GB	1050103	4/1988
GB	2010025	4/1990
GB	2010026	4/1990
GB	2057051	12/1995
GB	2057052	12/1995
GB	2057053	12/1995
GB	2060104	4/1996
GB	2060105	4/1996
GB	2057055	5/1996
GB	2091441	10/1999
GB	2091502	10/1999
GB	2095654	3/2000
GB	2097590	3/2000
GB	2097591	4/2000
GB	2097592	4/2000
GB	2097593	5/2000
GB	2104929	3/2001
GB	2106421	4/2001

OTHER PUBLICATIONS

Hensley Industries, Inc., Extreme Service™, Specification Guide, Mining Teeth and Adapters, (XS85- XS342 Series, TS922-TS1222 Series, XSC12 and XSC127, Mar. 2011, (31 pages).
 ESCO® Corp., Nemisys®, Mining Lip System, © 2013 (5 pages).
 ESCO® Corp., ESCO Posilok® Plus Mining Tooth System, © 2009 (4 pages).

* cited by examiner

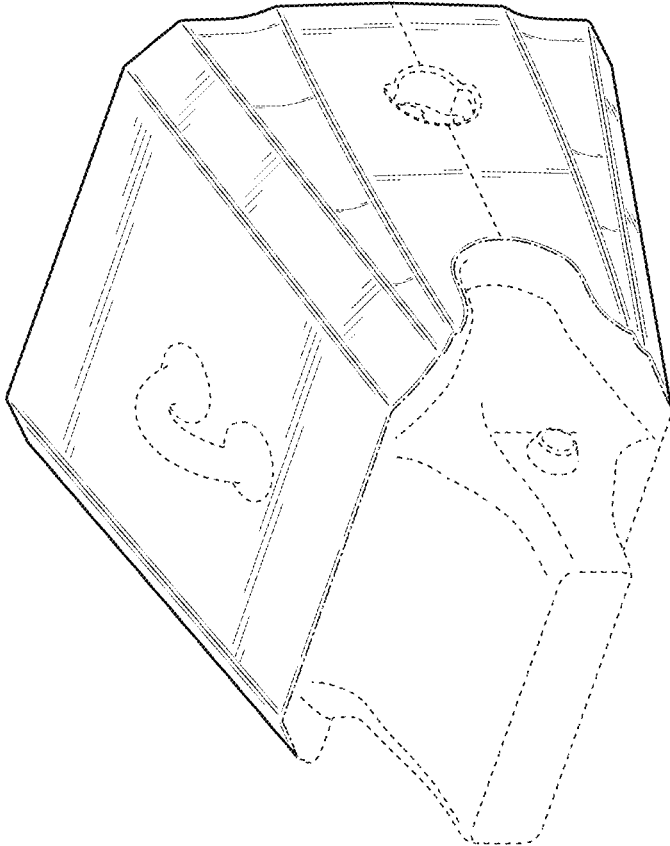


FIG. 1

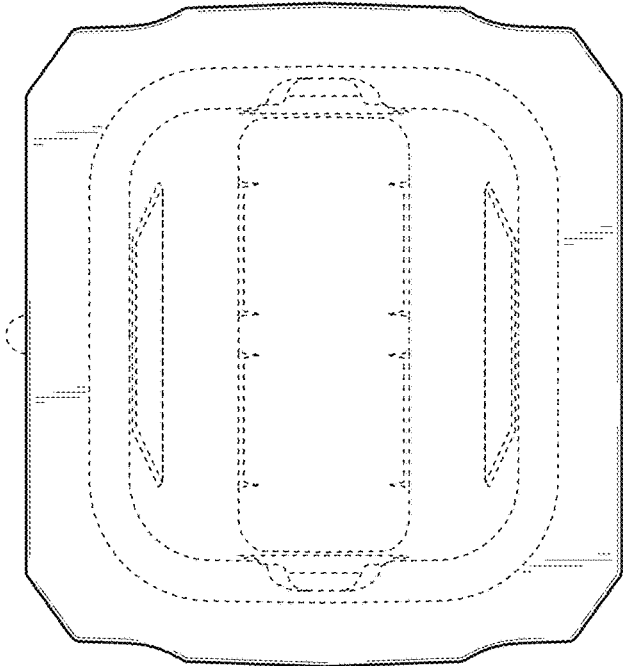


FIG. 3

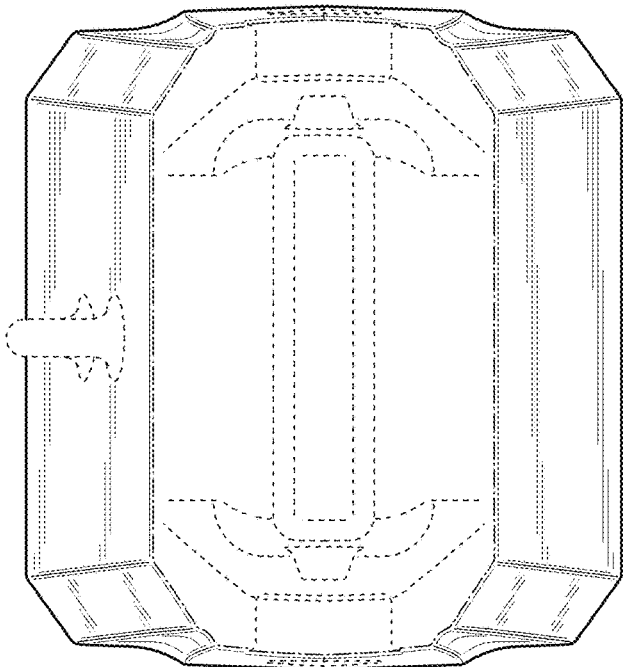


FIG. 2

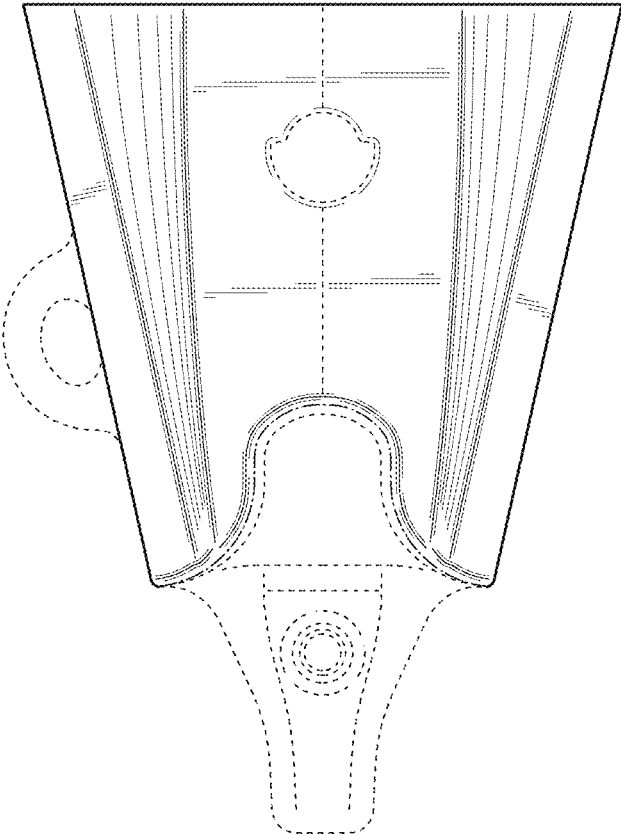


FIG. 4

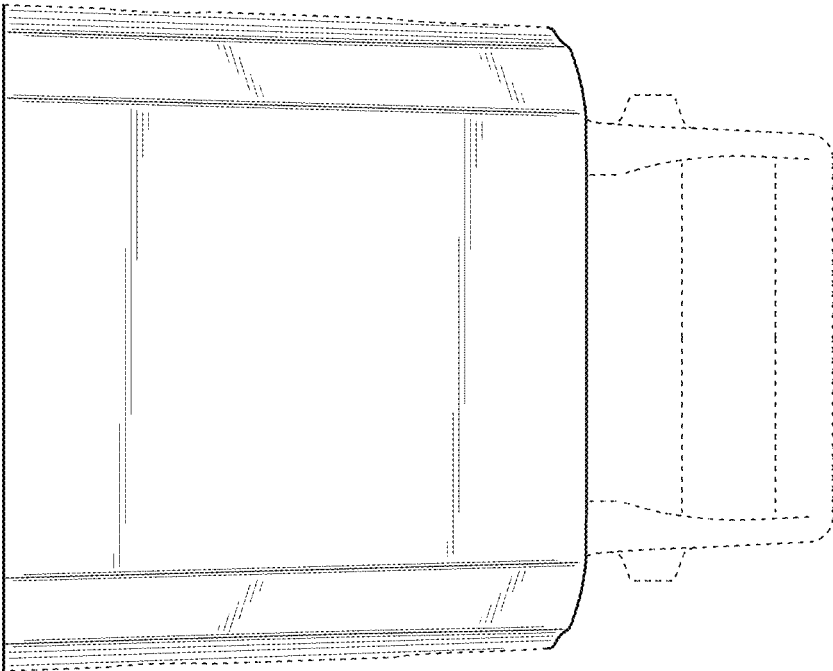


FIG. 6

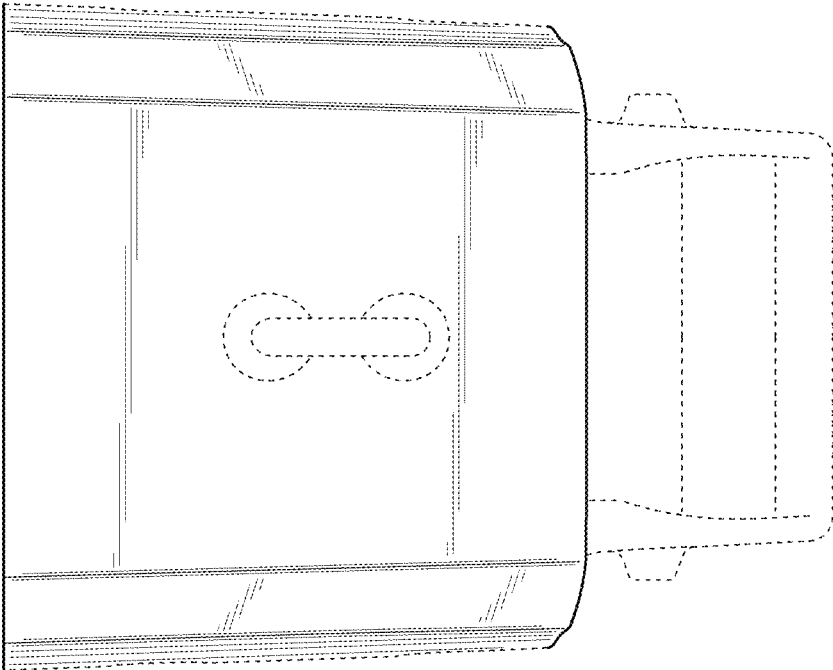


FIG. 5

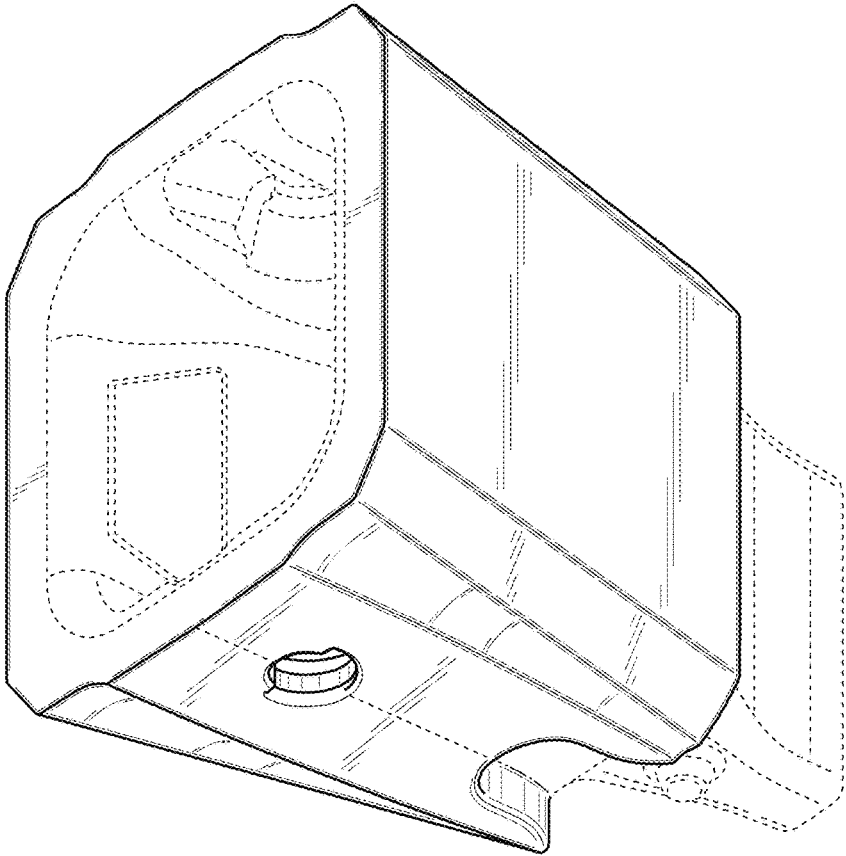


FIG. 7