



US00D608952S

(12) **United States Design Patent**
Litke et al.

(10) **Patent No.:** **US D608,952 S**

(45) **Date of Patent:** **** *Jan. 26, 2010**

(54) **GOLF GLOVE**

(75) Inventors: **Kenneth S. Litke**, Marion, MA (US);
Dong K. Sun, Kun Kyong (KR)

(73) Assignee: **Acushnet Company**, Fairhaven, MA (US)

(*) Notice: This patent is subject to a terminal disclaimer.

(**) Term: **14 Years**

(21) Appl. No.: **29/320,393**

(22) Filed: **Jun. 26, 2008**

(51) **LOC (9) Cl.** **02-06**

(52) **U.S. Cl.** **D29/116.2**

(58) **Field of Classification Search** D2/610-623;
D29/113, 116.2, 117.1-119, 123, 120.1;
2/16, 159, 161.1-161.8, 612, 198, 455, 19,
2/910, 170, 908, 917; D24/190; D28/63;
D32/40, 41, 42, 43

See application file for complete search history.

(56) **References Cited**

U.S. PATENT DOCUMENTS

D362,105 S * 9/1995 Malloy et al. D29/116.2

6,427,247 B1 * 8/2002 Suk 2/161.2
D464,178 S * 10/2002 Redwood et al. D29/123
D532,162 S * 11/2006 Bonzagni et al. D29/116.2
D549,398 S * 8/2007 Swartz et al. D29/116.2
D554,808 S * 11/2007 Litke et al. D29/123
2008/0109934 A1 * 5/2008 Widdemer et al. 2/159

* cited by examiner

Primary Examiner—Raphael Barkai
Assistant Examiner—Randall H Gholson
(74) *Attorney, Agent, or Firm*—Mandi B. Milbank

(57) **CLAIM**

The ornamental design for a golf glove, as shown and described.

DESCRIPTION

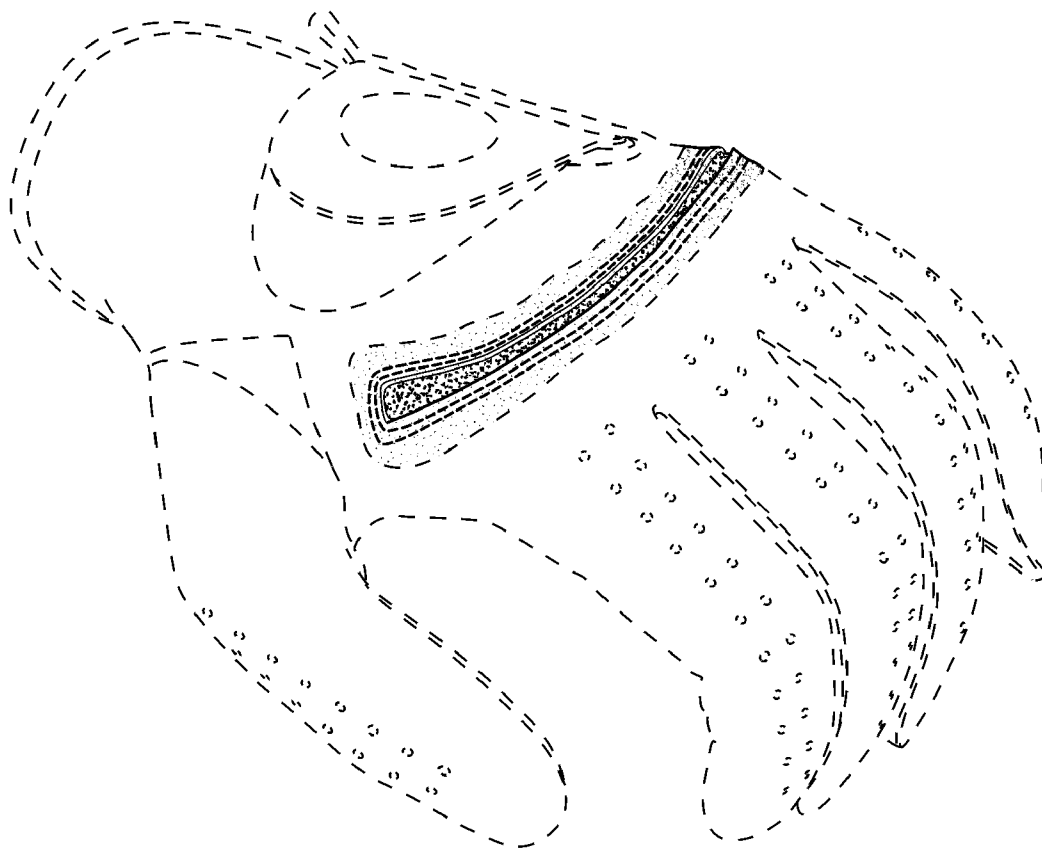
FIG. 1 is a perspective view of the back portion of the golf glove.

FIG. 2 is a perspective view of the back portion of the golf glove; and,

FIG. 3 is a perspective view of the thumb side of the golf glove.

The broken lines of FIGS. 1-3 showing the glove body and finger casings are for illustrative purposes only and form no part of the claimed design.

1 Claim, 2 Drawing Sheets



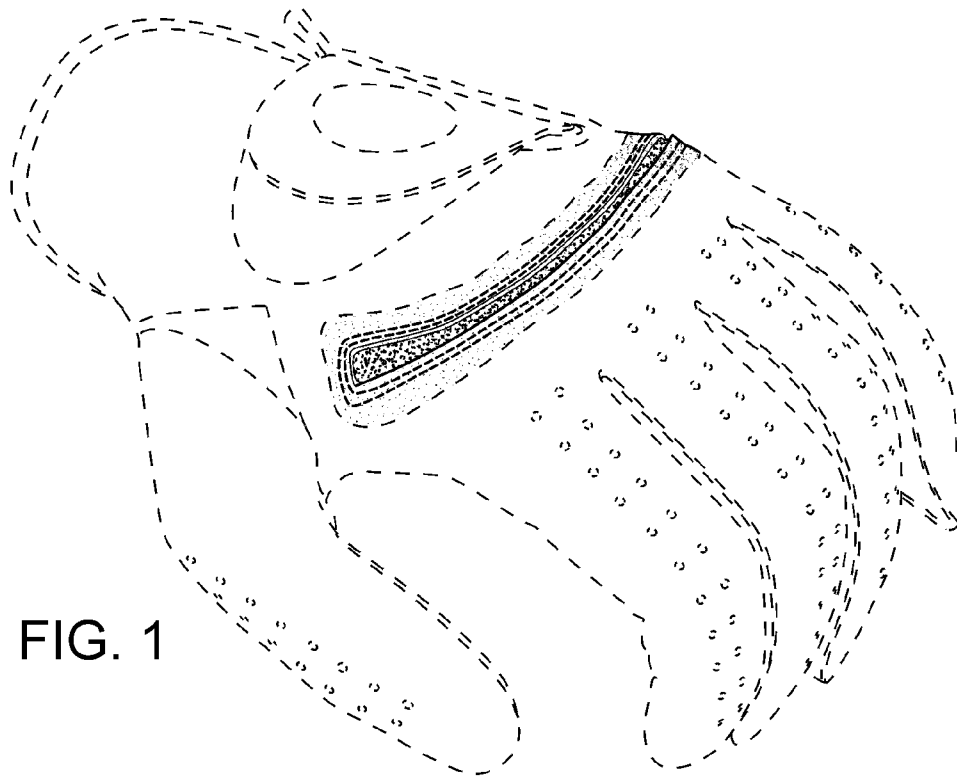


FIG. 1

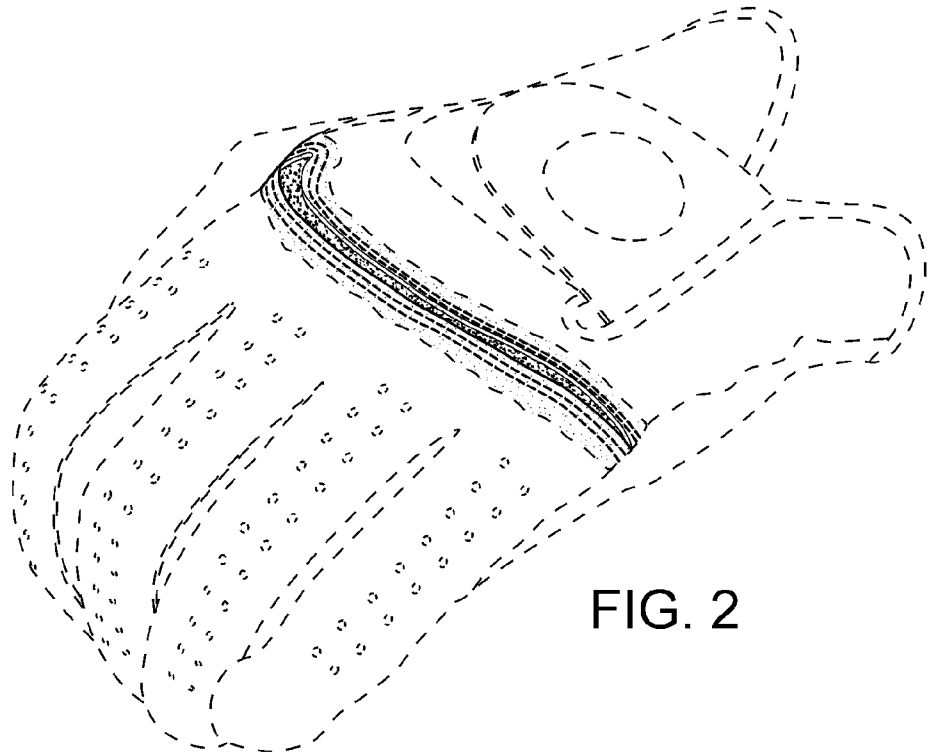


FIG. 2

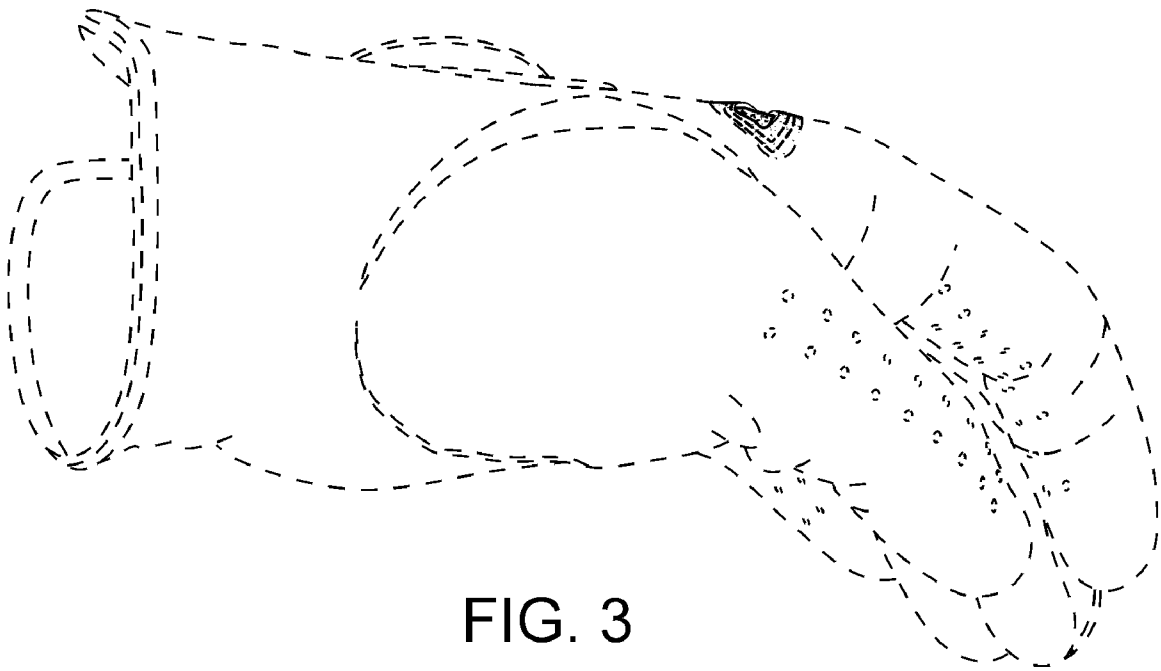


FIG. 3