



US00D756431S

(12) **United States Design Patent**
Langner

(10) **Patent No.:** **US D756,431 S**

(45) **Date of Patent:** **** May 17, 2016**

- (54) **ROBOT ACCESSORY MOUNT**
- (71) Applicant: **F. Richard Langner**, Fountain Hills, AZ (US)
- (72) Inventor: **F. Richard Langner**, Fountain Hills, AZ (US)
- (**) Term: **15 Years**
- (21) Appl. No.: **29/527,398**
- (22) Filed: **May 19, 2015**
- (51) **LOC (10) Cl.** **15-99**
- (52) **U.S. Cl.**
USPC **D15/199**
- (58) **Field of Classification Search**
USPC D11/200; D14/238, 239; D15/199;
D21/578; D22/108
See application file for complete search history.

- 5,746,567 A * 5/1998 Herbermann B21D 43/055
294/65
- 5,930,114 A * 7/1999 Kuzmin H01L 23/4093
165/80.2
- 6,346,751 B1 * 2/2002 Delfino B25J 19/063
307/119
- 6,505,806 B1 * 1/2003 Glaesener F16F 7/00
248/638
- 6,621,705 B1 * 9/2003 Ballenger H01L 23/367
165/185
- 6,662,966 B2 * 12/2003 Desai H05K 13/021
221/1
- 6,691,400 B1 * 2/2004 Negishi H05K 13/0408
29/712
- 7,075,028 B2 * 7/2006 Demers G02B 7/00
219/117.1
- 7,125,244 B2 * 10/2006 Ha B29C 45/42
425/444

(Continued)

Primary Examiner — Patricia Palasik
(74) *Attorney, Agent, or Firm* — Lawrence Letham; Letham Law Firm LLC

(56) **References Cited**

U.S. PATENT DOCUMENTS

- D274,182 S * 6/1984 Kato D15/122
- 4,479,673 A * 10/1984 Inaba B25J 15/10
269/118
- D285,596 S * 9/1986 Gimple D23/213
- 4,713,714 A * 12/1987 Gatti et al. G11B 33/08
248/581
- D307,415 S * 4/1990 Holmer D13/164
- 4,937,511 A * 6/1990 Herndon H05K 13/08
318/568.11
- 5,040,915 A * 8/1991 Stuart B23K 9/287
403/146
- 5,160,810 A * 11/1992 Rohde H01L 23/10
174/50.56
- 5,199,883 A * 4/1993 Uratsuji H05K 7/1023
439/525
- D343,630 S * 1/1994 Tomiyama D15/199
- 5,323,528 A * 6/1994 Baker H05K 13/0061
29/721
- 5,463,432 A * 10/1995 Kahn F16M 11/10
352/243
- 5,697,480 A * 12/1997 Herbermann B25J 19/063
192/150

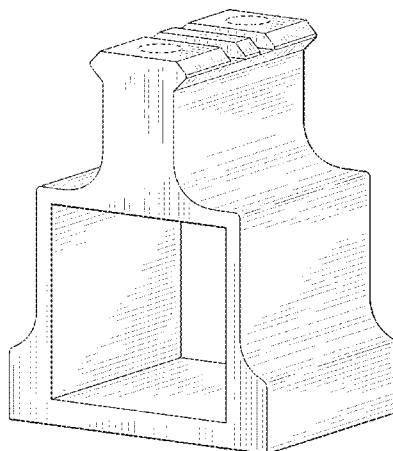
(57) **CLAIM**

The ornamental design for a robot accessory mount, as shown and described.

DESCRIPTION

FIG. 1 is a perspective view of a robot accessory mount, showing our design, with the top, front, and right side visible; FIG. 2 is a front view of the robot accessory mount of FIG. 1; FIG. 3 is a right side view of the robot accessory mount of FIG. 1; FIG. 4 is a top view of the robot accessory mount of FIG. 1; and, FIG. 5 is a bottom view of the robot accessory mount of FIG. 1. The front view and the rear view are symmetrically identical. The right side view and the left side view are symmetrically identical. The broken lines in the drawings depict unclaimed environmental subject matter.

1 Claim, 4 Drawing Sheets



(56)

References Cited

U.S. PATENT DOCUMENTS

7,479,005 B2 *	1/2009	Nogueira	B29C 45/66	8,513,967 B2 *	8/2013	Li	G01R 31/2808
				425/451.9					324/72.5
D589,998 S *	4/2009	Ollila	D16/242	D691,024 S *	10/2013	Stanic	D8/354
D589,999 S *	4/2009	Ollila	D16/242	8,561,496 B2 *	10/2013	Pan	B25J 9/101
D590,184 S *	4/2009	Barabas	D14/253					74/490.01
7,513,793 B2 *	4/2009	Horst	H01R 4/4818	8,585,420 B2 *	11/2013	Burbank	C01B 3/36
				439/427					439/247
D605,755 S *	12/2009	Baxter	D24/127	D699,151 S *	2/2014	Kolasa	D11/200
7,762,825 B2 *	7/2010	Burbank	B25J 19/0029	D711,061 S *	8/2014	Chen	D34/29
				439/247	8,850,696 B2 *	10/2014	Baudisch	B25J 15/0019
D624,463 S *	9/2010	Noble	D12/159					29/718
D636,803 S *	4/2011	Nakagiri	D15/199	D718,160 S *	11/2014	Shimano	D10/65
8,291,789 B2 *	10/2012	Long	B25J 9/102	D723,042 S *	2/2015	Lee	D14/447
				74/490.01	8,960,042 B2 *	2/2015	Liu	B25J 9/102
D675,265 S *	1/2013	Mimlitch, III	D21/578					74/490.03
D686,978 S *	7/2013	Nicholson	D13/102	D732,631 S *	6/2015	Cheng	D22/109
					D733,105 S *	6/2015	Wengreen	D14/239
					9,080,720 B2 *	7/2015	Kahn	F16M 11/10
					9,114,525 B2 *	8/2015	Long	B25J 9/0024
					D749,596 S *	2/2016	Khodapanah	D14/447

* cited by examiner

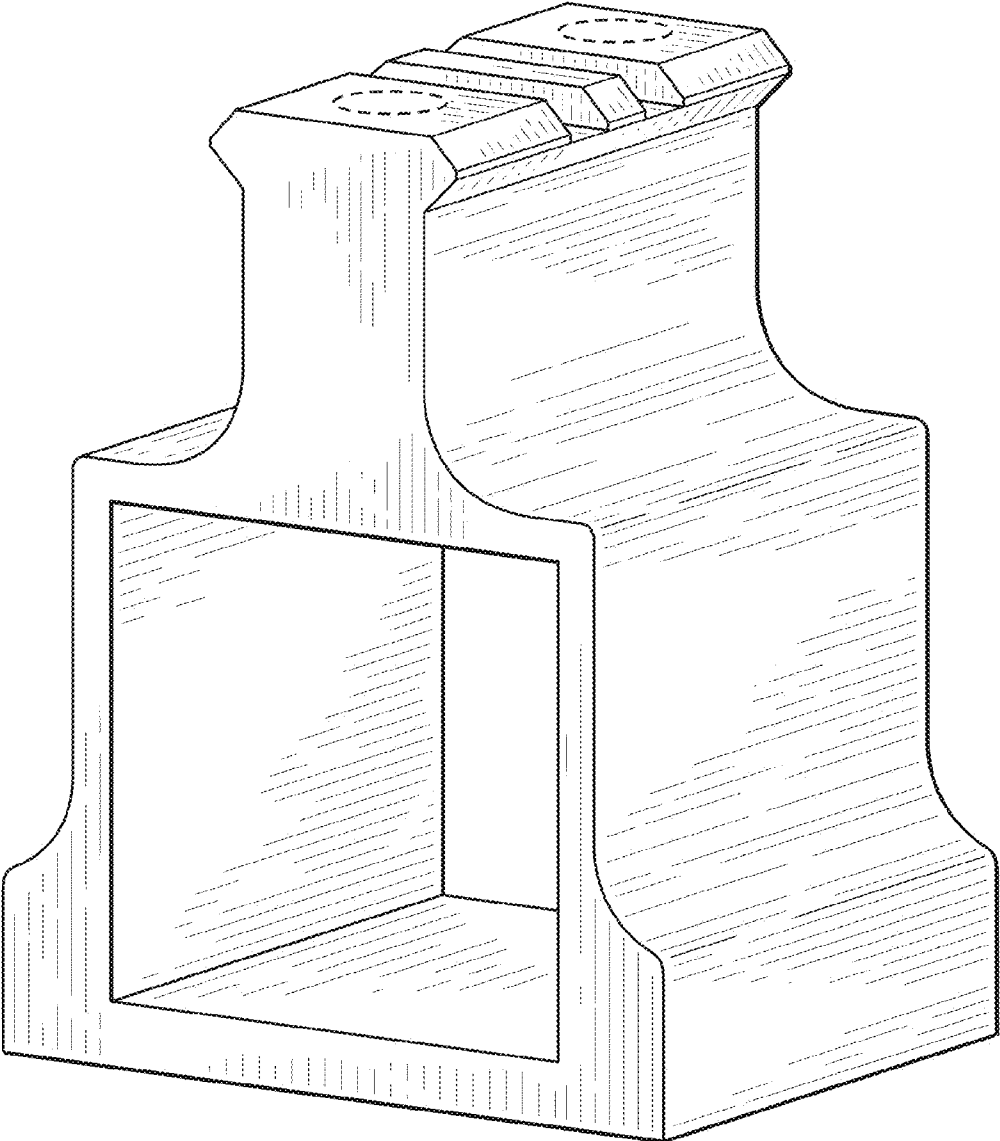


FIG. 1

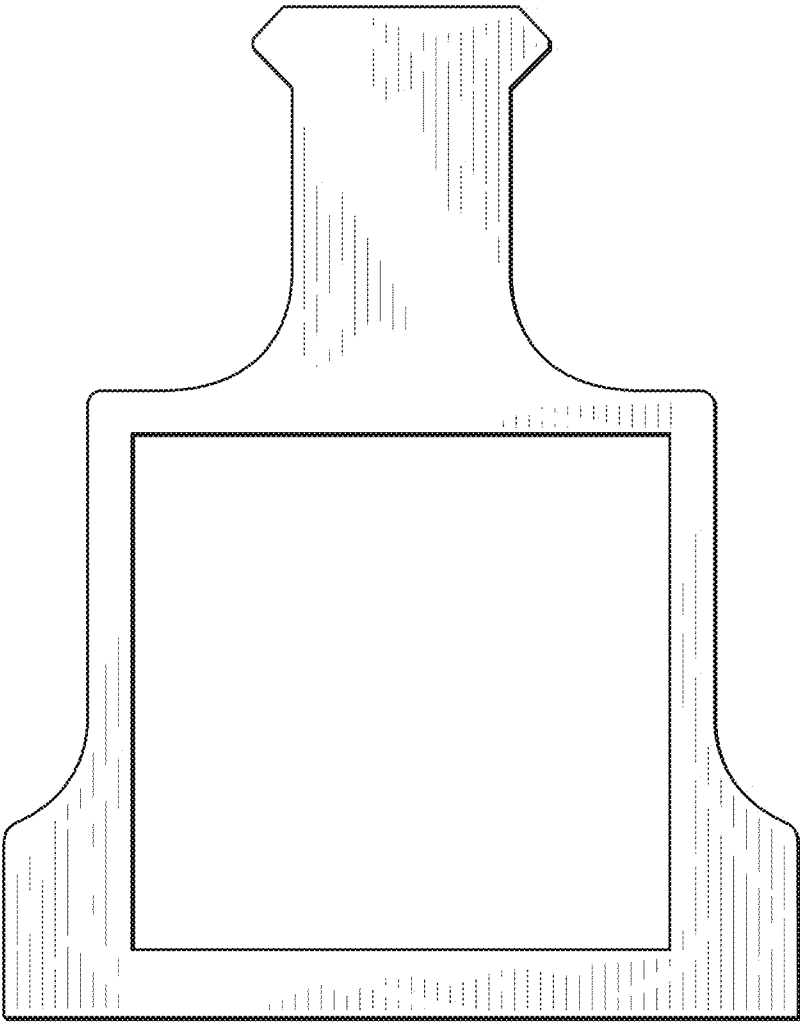


FIG. 2




FIG. 3

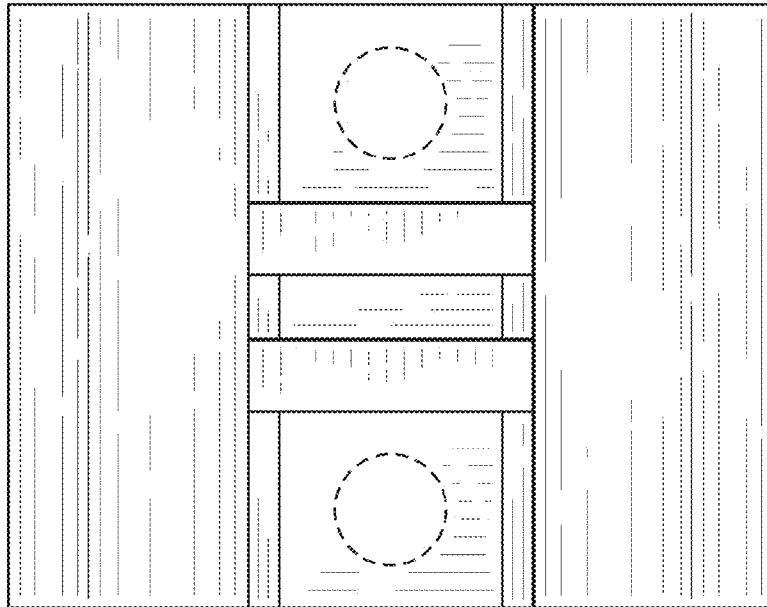


FIG. 4




FIG. 5