

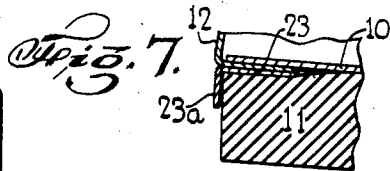
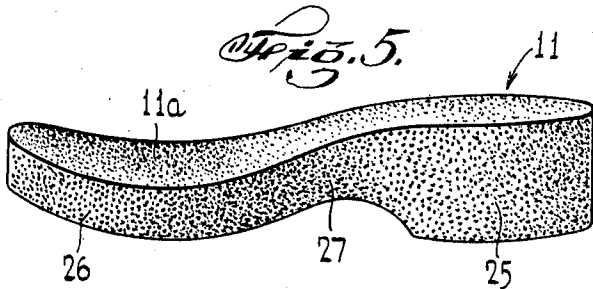
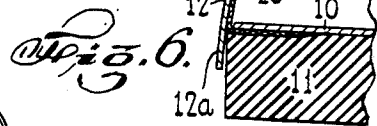
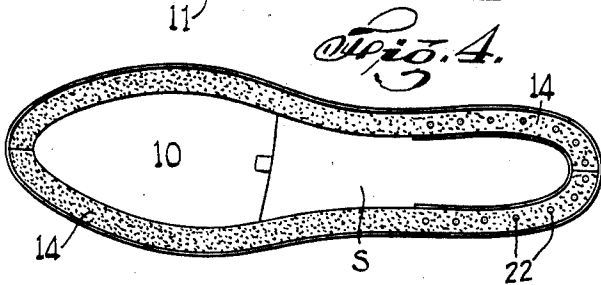
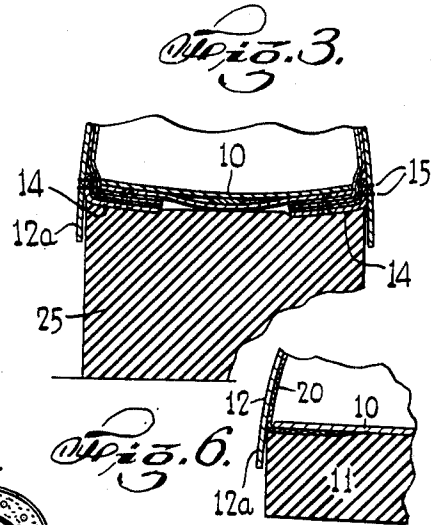

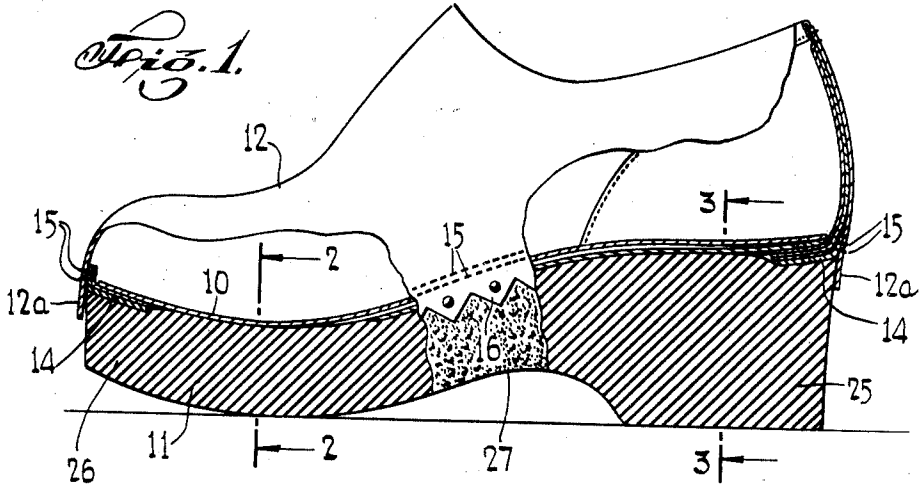
June 2, 1942.

B. JAYNE

2,284,620

SHOE

Filed July 15, 1939



INVENTOR  
BENNETT JAYNE  
BY  
Eugene J. Juchstein  
ATTORNEY

# UNITED STATES PATENT OFFICE

2,284,620

SHOE

Bennett Jayne, New York, N. Y., assignor of one-half to Dominick Calderazzo, Dolgeville, N. Y.

Application July 15, 1939, Serial No. 234,571

8 Claims. (Cl. 36—14)

This invention relates generally to footwear. More particularly, my invention relates to an improved construction for shoes adapted for street or sportwear and to the type of shoes having relatively thick outer soles.

One of the objects of my invention is to provide an improved shoe construction of the character described having a relatively thick outer sole made of resilient material and in which the upper is so attached to the shoe that it will always maintain a smooth non-bulging appearance when worn.

Another object of my invention is to provide an improved shoe construction of the character described having portions, adjacent the bottom edge of the upper, free and unattached to form a skirt portion.

Still another object of my invention is to provide in combination with a shoe construction of the character described a novel pre-formed molded outer sole which shall be highly resilient and yet sturdy.

Still another object of my invention is to provide a novel shoe construction of the character described which shall comprise relatively few and simple parts, which shall be easy to assemble, which shall be relatively inexpensive to manufacture and yet rugged in construction and which, at the same time, shall be a general improvement in the art.

Other objects of this invention will in part be obvious and in part hereinafter pointed out.

The invention accordingly consists in the features of construction, combinations of elements, and arrangement of parts which will be exemplified in the construction hereinafter described, and of which the scope of application will be indicated in the claims.

In the accompanying drawing, in which are shown various possible embodiments of this invention,

Fig. 1 is a side elevational view, partly sectional, of a shoe constructed in accordance with my invention;

Fig. 2 is a cross-sectional view taken substantially on the line 2—2 of Fig. 1;

Fig. 3 is a cross-sectional view taken substantially on the line 3—3 of Fig. 1;

Fig. 4 is a bottom plan view of the shoe construction illustrated in Figs. 1 to 3 but with the outer sole removed;

Fig. 5 is a side elevational view, partly in perspective, of an outer sole formed in accordance with my invention; and

Figs. 6 and 7 are partial cross-sectional views

similar to Fig. 2 but illustrating modified forms of my invention.

Referring now in detail to the drawing, there is disclosed a shoe constructed in accordance with my invention and comprising an inner sole 10 of customary design and an outer sole 11 which may be of any suitable design but which is preferably made of a resilient material such as sponge rubber. An upper 12 of any suitable design is provided and instead of the customary method, well known in the art, of lasting the upper between the inner and outer soles, I employ, in accordance with my invention, a construction by means of which a portion 12a of the upper adjacent the bottom edge thereof is caused to freely overhang the rim of the outer sole, thus providing a skirt effect. The following means are employed for permanently attaching the upper to the shoe.

A relatively narrow strip or welt 14 is permanently attached adjacent one longitudinal edge thereof to the upper 12 by any suitable means such as the row or rows of stitching 15. The unattached or free portion of the welt 14 is then lasted between the inner sole 10 and the outer sole 11 as clearly shown in Figs. 1 to 3 of the drawing. As shown in Fig. 4 of the drawing, the welt 14 is disposed in a continuous line adjacent the periphery of the outer sole 11, leaving a space S in the center portion thereof. That portion of the welt 14 interposed between the inner sole 10 and the outer sole 11 may be permanently attached in position by any suitable means known to the art such as, for example, by cementing the upper surface thereof to the inner sole 10, and the bottom surface of said welt portion to the outer sole 11, as shown at the left hand end of Fig. 1 of the drawing. Another manner consists of first tacking the welt 14 to the inner sole by the tacks 22 or by suitable stitching (not shown), after which the outer sole 11 is adhesively attached to the under surface of the said welt portion 14, as shown at the heel portion of the shoe.

It is thus seen from the above described construction that I have provided a shoe in which the upper thereof appears in continuous unbroken contour, covering and extending below the point of junction between the inner sole and the outer sole to provide a skirt portion for the upper and in which said skirt portion is free and unattached and therefore relatively movable with respect to the outer sole 11. It is noted that where a relatively thick outer sole of highly resilient material is employed, such as, for ex-

ample, sponge rubber as shown in Fig. 5 of the drawing, when the weight of the wearer of the shoe presses down on the outer sole 11 to compress the same, the overhanging skirt portion 12a of the upper 12 will be free to move downwardly and relatively to the outer sole 11 and thus prevent unsightly bulging of the bottom of the upper 12.

By providing the above described construction having the freely overhanging skirt portion 12a of the upper 12, I am also able thereby to more readily ornament the shoe by any suitable ornamenting means such as, for example, by providing scallops 15 at the lowermost edge of the skirt portion 12a, as shown in Fig. 1 of the drawing.

Since the outer sole 11 is preferably made of a rubber material such as sponge rubber, I have discovered that if the welt 14 is also made of a rubber material such as, for example, crepe rubber, the attachment of the outer sole 11 thereto will be rendered more simple and at the same time more efficient. In this type of construction, since the welt 14 and the outer sole 11 are both of rubber material, the same may be cohesively joined in any manner well known to the art, or they may be vulcanized to form a permanent attachment.

In Fig. 6, I have shown a modified form of my invention in which the same type of upper 12 is employed having the freely overhanging skirt portion 12a but in which instead of employing the welt 14, I make use of the lining 20 which may be attached to the upper in any suitable manner customarily employed by the art such as, for example, by stitching or cementing. In this form of my invention instead of the lining being coextensive with the upper, a portion adjacent the bottom edge is interposed between the inner sole 10 and the outer sole 11 and permanently held in place by any suitable attaching means well known to the art.

In Fig. 7 I have shown another modified form of my invention in which a welt or strip 23 of suitable material such as leather or crepe rubber is attached along one longitudinal edge thereof to the top surface adjacent the surrounding edge of the outer sole 11, leaving a free portion 23a. The said free portion 23a of the strip 23 is bent over to freely overlie the rim of the outer sole to simulate the overhanging skirt portion 12a of the Figs. 1 to 6 form of my invention. In this form of my invention the bottom edge of the upper 12 is turned in between the inner sole 10 and the outer sole 11 and at the same time overlies the strip 23. The upper 12 may be attached to the insole 19 by adhesion or by stitching and the outer sole 11 may be similarly attached.

In accordance with my invention I have also provided a novel construction for the outer sole 11 as shown in Fig. 5 of the drawing. This outer sole is made of sponge rubber and comprises a unitary piece of molded rubber in which the density of the molded sponge rubber in the heel portion 25 may be made greater than the density of the molded sponge rubber in the toe portion 26 and also a different density may be provided for the sponge rubber in the area of the shank portion 27.

In the type of unitary rubber outer soles heretofore manufactured, it has been the practice to form the upper surface thereof of a flat horizontal contour and when the outer sole was attached to the upper, the said upper surface was manually deformed in order that it might conform to the shape of the last. This resulted in the dis-

advantage of providing permanent strains to certain portions of the outer sole which weakened the same and also tended to throw the entire shoe out of shape. By my construction I overcome the above described disadvantages by permanently deforming the top surface 11a of the outer sole so as to conform to the shape of the last or in other words, the said top surface of the outer sole is made so that its natural contour will be the same as that of the last. Therefore, when the outer sole 11 is permanently attached to the shoe, it will retain its full resilience and there will be no distortion and no weakening of the structure of the outer sole.

It will thus be seen that there is provided a device in which the several objects of this invention are achieved, and which is well adapted to meet the conditions of practical use.

As various possible embodiments might be made of the above invention, and as various changes might be made in the embodiments above set forth, it is to be understood that all matter herein set forth or shown in the accompanying drawing is to be interpreted as illustrative and not in a limiting sense.

Having thus described my invention, I claim as new and desire to secure by Letters Patent:

1. In a shoe construction, the combination of an inner sole, an outer sole, an upper and a welt attached to said upper along a line spaced from the bottom edge of said upper and disposed above the said outer sole, said welt having a portion thereof interposed between said inner and outer soles for permanently attaching said upper to said shoe, the lower portion of the upper freely overhanging said outer sole.

2. In a shoe construction, the combination of an inner sole, a resilient outer sole, a flexible, non-resilient upper, and a welt attached to said upper along a line spaced from the bottom edge of said upper and disposed above the said outer sole, said welt having a portion thereof interposed between said inner and outer soles for permanently attaching said upper to said shoe, said upper having a portion adjacent the bottom edge thereof freely overhanging a portion of the rim of said outer sole.

3. In a shoe construction having an outer sole and an upper, that improvement which consists in providing means for attaching said upper to said sole along a line disposed above the rim thereof so that a portion of said upper adjacent the bottom edge thereof depends from said line of attachment and freely overhangs the rim of said outer sole.

4. In a shoe construction, the combination of an inner sole, a rubber outer sole, a flexible, non-resilient upper and a rubber welt member attached to said upper along a line spaced above said outer sole, said welt member having a portion thereof interposed between said inner and outer soles, said rubber outer sole being coherently attached to said last named interposed rubber welt portion, said upper having a portion extending below said line of attachment which is free of said shoe to thereby conceal the attachment between said rubber welt and rubber outsole and provide an overhanging skirt portion which freely overlies a portion of the rim of said outer sole.

5. In a shoe construction, the combination of an inner sole, an outer sole of resilient material, an upper and a lining attached to said upper, a portion of said lining adjacent the bottom thereof being interposed between said inner and

outer soles for attaching said upper to said shoe, said upper having a portion adjacent the bottom edge thereof freely overlying a portion of the rim of said outer sole to provide an overhanging skirt portion.

6. In a shoe construction, the combination of an inner sole, a rubber outer sole, a flexible, non-resilient upper and a rubber welt member attached to said upper by stitching along a line spaced above said outer sole, said welt member having a portion thereof interposed between said inner and outer soles, said rubber outer sole being coherently attached to said last named interposed rubber welt portion, said upper having an integral portion extending below said line of attachment which is free of said shoe to thereby conceal the attachment between said rubber welt and rubber outsole and provide an overhanging skirt portion which freely overlies a portion of the rim of said outer sole.

7. In a shoe construction, the combination of

an inner sole, a resilient outer sole, an upper, means associated with said inner and outer soles for attaching said upper to said soles along a line spaced above said outer sole and a skirt portion depending from said line and freely overhanging a portion of the rim of said outer sole.

8. In a shoe construction, the combination of a resilient outer sole, a flexible, non-resilient upper, and means to interconnect said sole and said upper, said means being attached to said sole and said upper, the line of attachment between said interconnecting means and said sole being disposed above the side edges of said sole, a substantial portion of said upper extending below said line of attachment to conceal the attachment between said interconnecting means and said sole, said portion being free of said shoe to thereby provide a skirt freely overhanging said outer sole.

BENNETT JAYNE.