



US00D963656S

(12) **United States Design Patent**
Jones

(10) **Patent No.:** **US D963,656 S**
(45) **Date of Patent:** **** Sep. 13, 2022**

(54) **CONTROL PANEL FOR AN ACCESS CONTROL SYSTEM**

(71) Applicant: **ASSA ABLOY AB**, Stockholm (SE)

(72) Inventor: **William Jones**, Swansea (GB)

(73) Assignee: **ASSA ABLOY AB**, Stockholm (SE)

(**) Term: **15 Years**

(21) Appl. No.: **29/717,559**

(22) Filed: **Dec. 18, 2019**

(51) **LOC (13) Cl.** **14-02**

(52) **U.S. Cl.**
USPC **D14/441**; D10/106.1

(58) **Field of Classification Search**

USPC D14/167, 172, 204, 300-301, 348,
D14/356-358, 363, 365, 367, 433-435,
D14/435.1, 436-437, 441, 443, 480.1,
D14/480.7, 484.1, 496; D13/103,
D13/107-108, 110, 162-162.1, 168-169,
D13/171; D18/11-12; D10/70, 104.1,
D10/106.1, 106.5, 106.9, 106.95
CPC .. H05K 5/0034; H05K 5/0039; H05K 5/0043;
H05K 5/0047; H05K 7/1432; H04W
88/005; H04W 88/00; H02M 7/003
See application file for complete search history.

(56) **References Cited**

U.S. PATENT DOCUMENTS

D364,398 S 11/1995 Lam
D373,349 S 9/1996 Millard
D411,841 S 7/1999 Hoge et al.
6,058,081 A 5/2000 Schell et al.
6,213,812 B1 4/2001 Kan

(Continued)

FOREIGN PATENT DOCUMENTS

CN 304945153 12/2018
CN 305347701 9/2019

(Continued)

OTHER PUBLICATIONS

Four Door Access Control Panel, Granding, globalsources.com, author and date unlisted © 2021 Publishers Representatives, online, site visited Mar. 25, 2021. Available at URL: <https://www.globalsources.com/Access-control/Access-Control-Panel-door-access-control-system-1167495092p.htm#1167495092> (Year: 2021).*

(Continued)

Primary Examiner — Sandra Snapp

Assistant Examiner — Altaira J Swangin

(74) *Attorney, Agent, or Firm* — Schwegman Lundberg & Woessner, P.A.

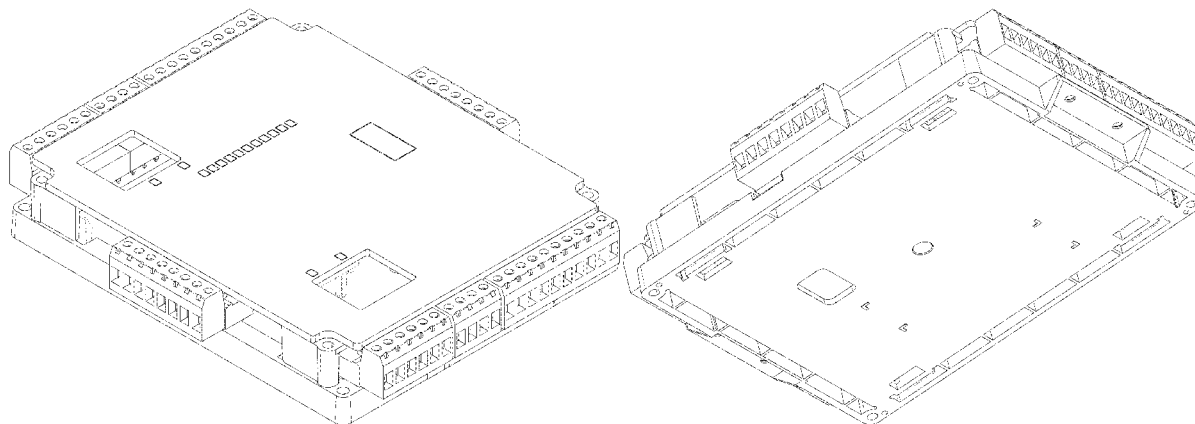
(57) **CLAIM**

The ornamental design for a control panel for an access control system, as shown and described.

DESCRIPTION

FIG. 1 is a top-front-right isometric view of a control panel for an access control system (e.g., a physical access control system (PACS)), showing my new design; FIG. 2 is a bottom-front-right isometric view of the control panel of FIG. 1; FIG. 3 is a top-rear-left isometric view of the control panel of FIG. 1; FIG. 4 is a bottom-rear-left isometric view of the control panel of FIG. 1; FIG. 5 is a front view of the control panel of FIG. 1; FIG. 6 is a rear view of the control panel of FIG. 1; FIG. 7 is a left view of the control panel of FIG. 1; FIG. 8 is a right view of the control panel of FIG. 1; FIG. 9 is a top view of the control panel of FIG. 1; and, FIG. 10 is a bottom view of the control panel of FIG. 1. The broken lines of FIGS. 1 to 6 and 10 are provided for purposes of illustrating portions that form no part of the claimed design of the present application.

1 Claim, 10 Drawing Sheets



(56)

References Cited

U.S. PATENT DOCUMENTS

D459,724 S 7/2002 Goto
 D463,415 S * 9/2002 Tomino D14/240
 D466,507 S 12/2002 Nakamura
 D470,148 S 2/2003 Nishio et al.
 D472,242 S 3/2003 Tomino
 D499,731 S 12/2004 Fan
 D504,662 S * 5/2005 Person D13/110
 D505,133 S 5/2005 Ashida et al.
 D509,472 S * 9/2005 Vinciarelli D13/110
 D510,324 S * 10/2005 Lin D13/179
 D524,246 S * 7/2006 Wang D13/147
 D556,686 S 12/2007 Matsuo et al.
 D558,684 S * 1/2008 Dornauer D13/162
 D561,705 S * 2/2008 Tsuduki D13/171
 D565,573 S 4/2008 Alo et al.
 D613,694 S * 4/2010 Yu D13/147
 D618,680 S 6/2010 Marchand et al.
 D626,075 S * 10/2010 Truskett D13/147
 7,817,406 B2 10/2010 Bremicker et al.
 D632,695 S 2/2011 Berntsen
 D639,753 S 6/2011 Saari
 D654,066 S * 2/2012 Yi D14/240
 D670,186 S 11/2012 Aesch, Jr. et al.
 D673,114 S 12/2012 Schnakenberg, III et al.
 D699,669 S * 2/2014 Kasaba D13/103
 D728,395 S 5/2015 Roberts et al.
 D729,249 S 5/2015 Sun et al.
 9,099,163 B1 8/2015 Casey et al.
 D742,314 S * 11/2015 Nishikawa D13/110
 D753,604 S * 4/2016 Druscovich D13/147
 D766,161 S * 9/2016 Barassi D12/400
 9,464,452 B2 10/2016 Higgs
 D773,469 S 12/2016 Ellis, II
 9,559,508 B2 * 1/2017 Shepard H05K 5/0069
 9,603,291 B2 3/2017 Soyano
 9,698,507 B2 * 7/2017 Chang H05K 7/1432
 D794,030 S * 8/2017 Kim D14/435
 D794,031 S * 8/2017 You D14/435
 D794,032 S * 8/2017 You D14/435
 D794,033 S 8/2017 Park et al.
 9,747,738 B1 * 8/2017 Wendling H05K 5/0208
 9,795,049 B2 * 10/2017 Tada H05K 7/1432
 D804,484 S 12/2017 Kim et al.
 D804,485 S 12/2017 Yang et al.
 D813,807 S * 3/2018 Spiegel D13/110
 D853,961 S 7/2019 Kanarellis
 10,411,420 B2 9/2019 Lokesh et al.
 D869,301 S 12/2019 Komoni et al.
 10,574,150 B2 2/2020 Yamanaka et al.
 D910,582 S * 2/2021 Migliorino D13/179
 10,958,127 B2 3/2021 Tramet et al.
 D919,628 S 5/2021 Ma
 D924,938 S * 7/2021 Lörner D13/179
 D946,571 S 3/2022 Garipov et al.
 D947,185 S 3/2022 Imaizumi et al.
 11,290,000 B2 * 3/2022 Nygren H01G 2/04
 2005/0102889 A1 5/2005 Hoyes
 2007/0252170 A1 11/2007 Lin et al.
 2008/0302643 A1 12/2008 Victor et al.
 2012/0223974 A1 9/2012 Chang et al.
 2014/0094050 A1 4/2014 Yamanaka et al.
 2016/0254606 A1 9/2016 Hu et al.
 2017/0127540 A1 5/2017 You et al.
 2019/0014681 A1 1/2019 Jang
 2019/0200475 A1 6/2019 Tramet et al.
 2019/0304872 A1 10/2019 Onaga et al.
 2022/0022335 A1 * 1/2022 Takagi H05K 5/03

FOREIGN PATENT DOCUMENTS

CN 305801890 5/2020
 CN 306266032 1/2021
 CN 306266056 1/2021

CN 306289437 * 1/2021
 CN 306336359 * 2/2021
 KR 300375170.0000 * 3/2005

OTHER PUBLICATIONS

Access Control Manager Embedded Controller, Avigilon, youtube.com, published by Avigilon on Jun. 7, 2016 © not listed, online, site visited Mar. 25, 2021. Available at URL: https://www.youtube.com/watch?v=igJMi7nd_II (Year: 2016).*

U.S. Appl. No. 29/717,558, filed Dec. 18, 2019, Cover and Base Assembly for Control Panel for Access Control System.

U.S. Appl. No. 29/717,560, filed Dec. 18, 2019, Control Panel for Access Control System.

“HID Access Controllers”, HID Global, [Online] Retrieved from the Internet: <URL: <https://www.hidglobal.com/products/controllers/>>, (Retrieved Jan. 10, 2020), 3 pgs.

“HID pivCLASS Authentication Module”, HID Global, [Online] Retrieved from the Internet: <URL: <https://www.hidglobal.com/products/controllers/pivclass/pivclass-authentication-module/>>, (Retrieved Jan. 10, 2020), 4 pgs.

“HID VertX EVO Access Controllers”, HID Global, [Online] Retrieved from the Internet: <URL: <https://www.hidglobal.com/products/controllers/vertx-evo/>>, (Retrieved Jan. 10, 2020), 3 pgs.

“HID VertX EVO V1000 Networked Controller”, HID Global, [Online] Retrieved from the Internet: <URL: <https://www.hidglobal.com/products/controllers/vertx-evo/v1000/>>, (Retrieved Jan. 10, 2020), 2 pgs.

“HID VertX V200 Input Monitor Interface”, HID Global, [Online] Retrieved from the Internet: <URL: <https://www.hidglobal.com/products/controllers/vertx/v200/>>, (Retrieved Jan. 10, 2020), 4 pgs.

“HID VertX V300 Output Control Interface”, HID Global, [Online] Retrieved from the Internet: <URL: <https://www.hidglobal.com/products/controllers/vertx/v300/>>, (Retrieved Jan. 10, 2020), 4 pgs.

“Personal Identity Verification (PIV) Enablement Solutions—pivCLASS”, HID Global, [Online] Retrieved from the Internet: <URL: https://www.hidglobal.com/sites/default/files/resource_files/pivclass-solutions-br-en.pdf>, (2016), 8 pgs.

“pivCLASS Authentication Module with Reader Services”, HID Global, [Online] Retrieved from the Internet: <URL: https://www.hidglobal.com/sites/default/files/resource_files/pivclass-authentication-module-ds-en.pdf>, (2017), 2 pgs.

“pivCLASS Installation Overview Guide”, HID Global, [Online] Retrieved from the Internet: <URL: https://www.hidglobal.com/doclib/files/resource_files/plr-02750_pivclass_installation_overview.pdf>, (Mar. 2019), 40 pgs.

“V2000 Install Wiring Diagram Example”, HID Global, [Online] Retrieved from the Internet: <URL: https://www.hidglobal.com/doclib/files/resource_files/72000-902_a.4_v2000_evo_wiring_example.pdf>, (Retrieved Jan. 7, 2020), 1 pg.

“V2000 Reader Interface / Network Controller”, HID Global, [Online] Retrieved from the Internet: <URL: https://www.hidglobal.com/sites/default/files/resource_files/vertx-evo-V2000-ctrlr-ds-en.pdf>, (2016), 2 pgs.

“Vertex EVO V2000 Installation Guide”, HID Global, [Online] Retrieved from the Internet: <URL: https://www.hidglobal.com/doclib/files/resource_files/72000-901_a.5_vertx_evo_v2000_inst_guide_en.pdf>, (Jul. 2016), 22 pgs.

“VertX 71000-902 Install Wiring Diagram Example”, HID Global, [Online] Retrieved from the Internet: <URL: https://www.hidglobal.com/doclib/files/resource_files/71000-902_a.5_v1000_evo_wiring_example_minus_modem.pdf>, (Retrieved Jan. 7, 2020), 1 pg.

“VertX Access Controllers”, HID Global, [Online] Retrieved from the Internet: <URL: <https://www.hidglobal.com/products/controllers/vertx/>>, (Retrieved Jan. 10, 2020), 3 pgs.

“VertX Evo V1000 Installation Guide”, HID Global, [Online] Retrieved from the Internet: <URL: https://www.hidglobal.com/sites/default/files/resource_files/71000-901_a.4_vertx_evo_v1000_inst_guide_en.pdf>, (Jul. 2016), 25 pgs.

“VertX V100 Door/ Reader Interface”, HID Global, [Online] Retrieved from the Internet: <URL: https://www.hidglobal.com/sites/default/files/resource_files/vertx-v100-controller-ds-en.pdf>, (2016), 2 pgs.

(56)

References Cited

OTHER PUBLICATIONS

“VertX V100, V200 and V300 Installation Guide”, HID Global, [Online] Retrieved from the Internet: <URL: <https://www.hidglobal.com/doclib/files/vertx-vx00-install-ins-en.pdf>>, (Nov. 2011), 10 pgs.

“U.S. Appl. No. 29/717,558, Non Final Office Action dated Aug. 16, 2021”, 11 pgs.

“CAS300M17BM2 Power Module”, Cree, Mouser Electronics, Inc., [Online] Retrieved from the Internet: <URL: <https://www.mouser.com/new/wolfspeed/cree-cas300m17bm2/>> [Retrieved on: Mar. 25, 2021], (Sep. 30, 2014), 4 pgs.

“U.S. Appl. No. 29/717,560, Non Final Office Action dated May 13, 2022”, 16 pgs.

“U.S. Appl. No. 29/717,558, Notice of Allowance dated Jun. 29, 2022”, 10 pgs.

* cited by examiner

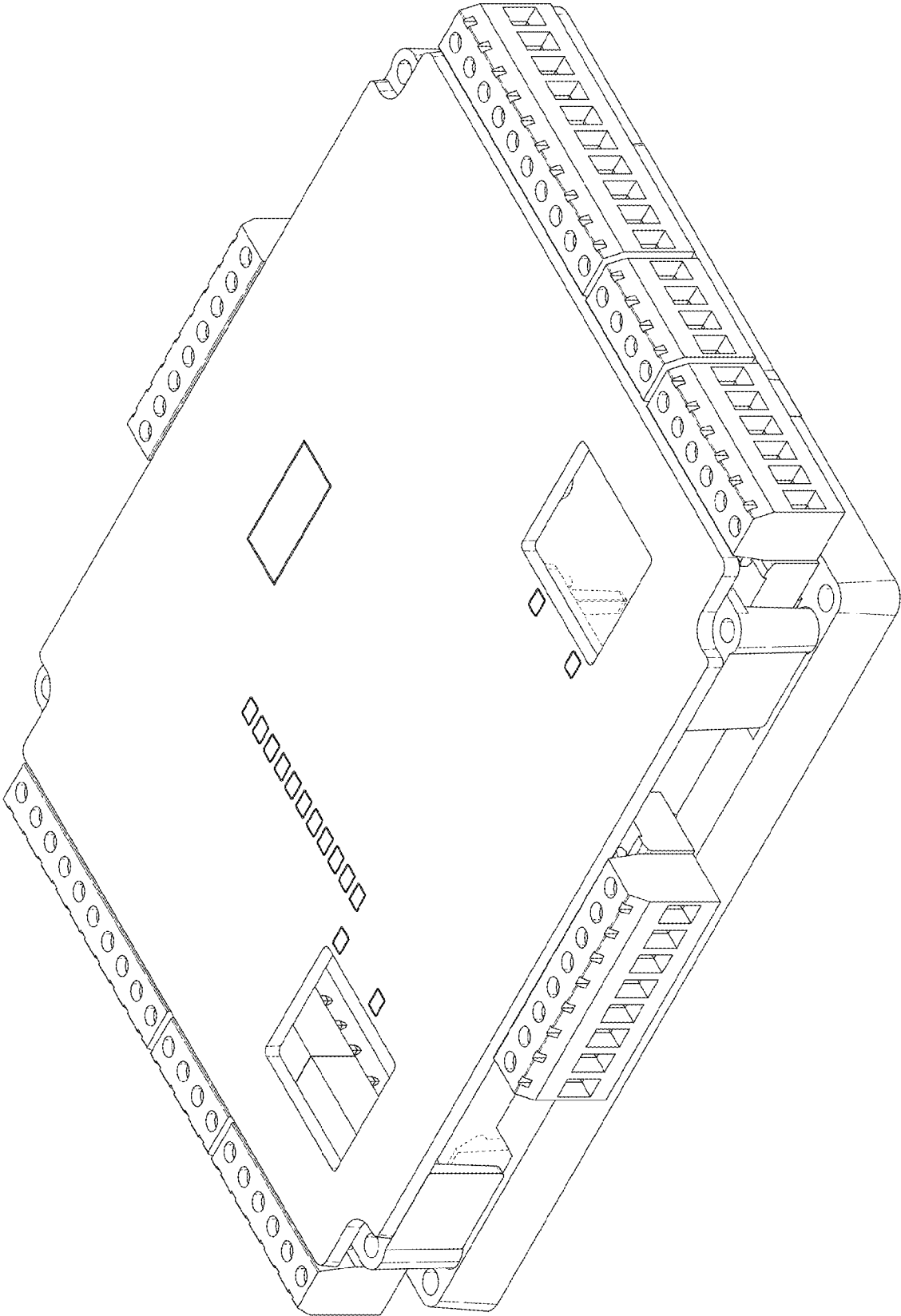


FIG. 1

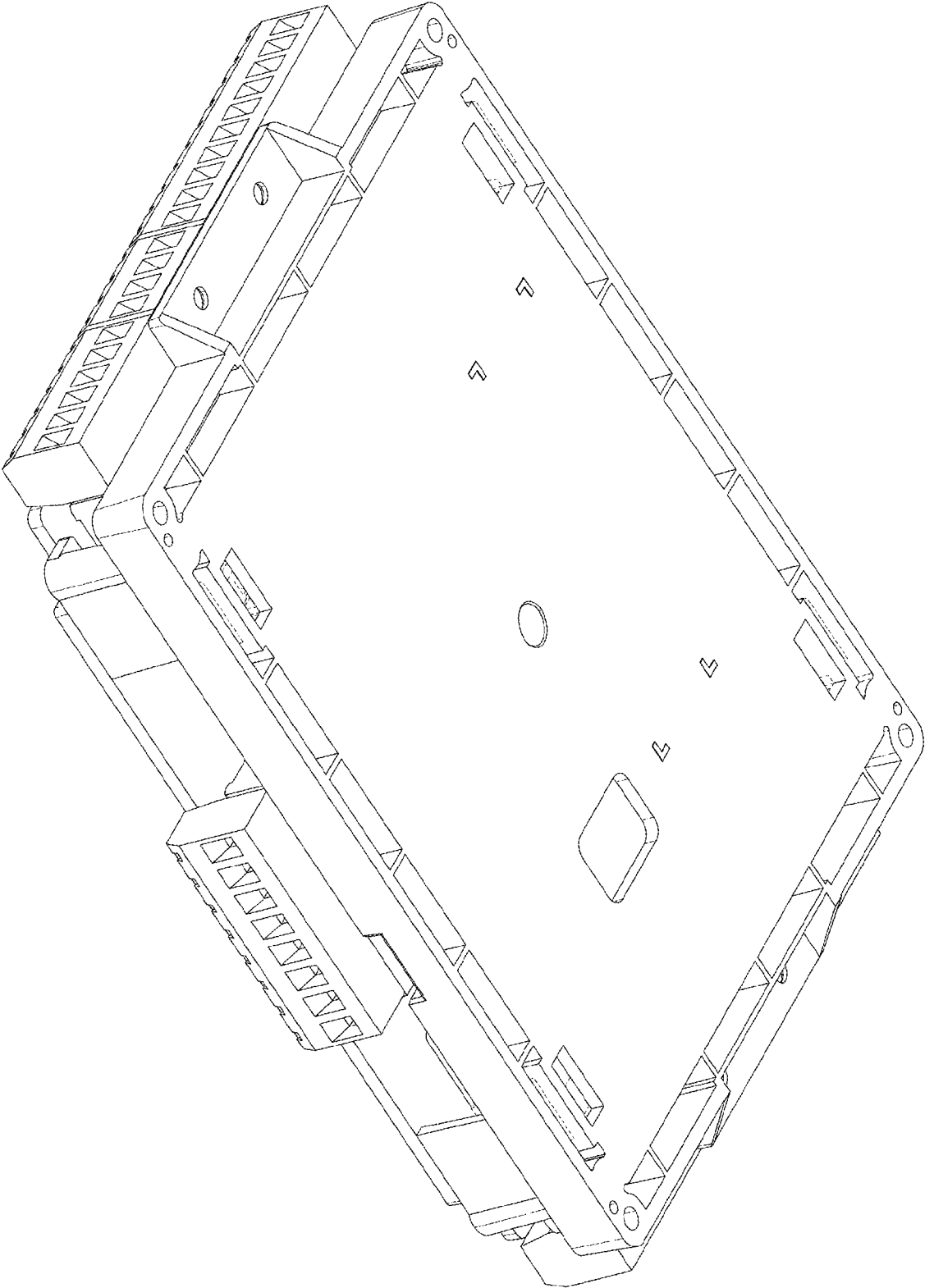


FIG. 2

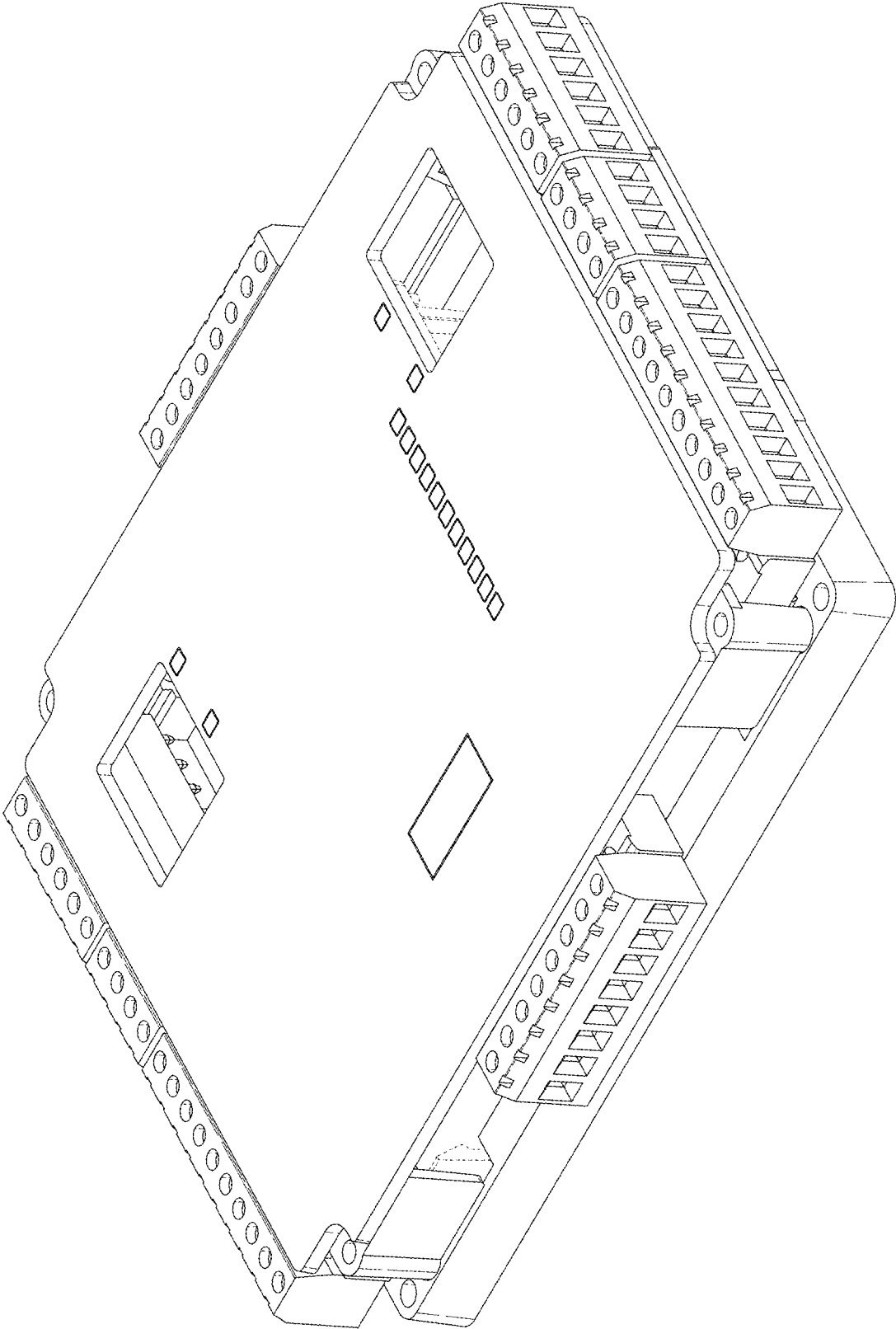


FIG. 3

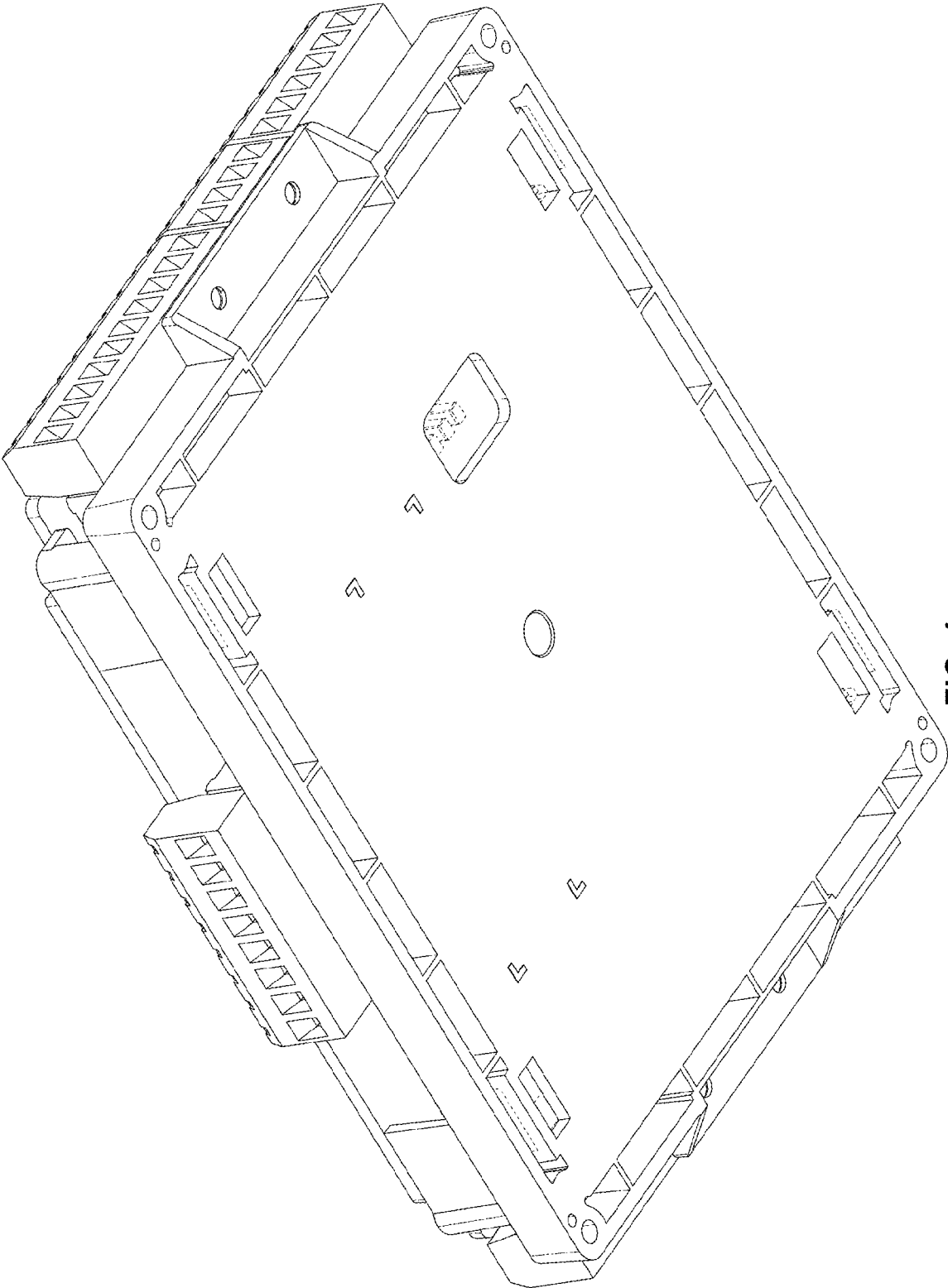


FIG. 4

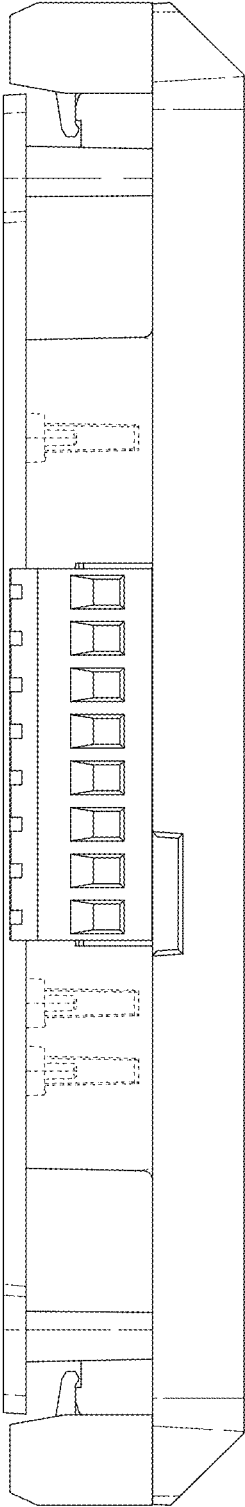


FIG. 5

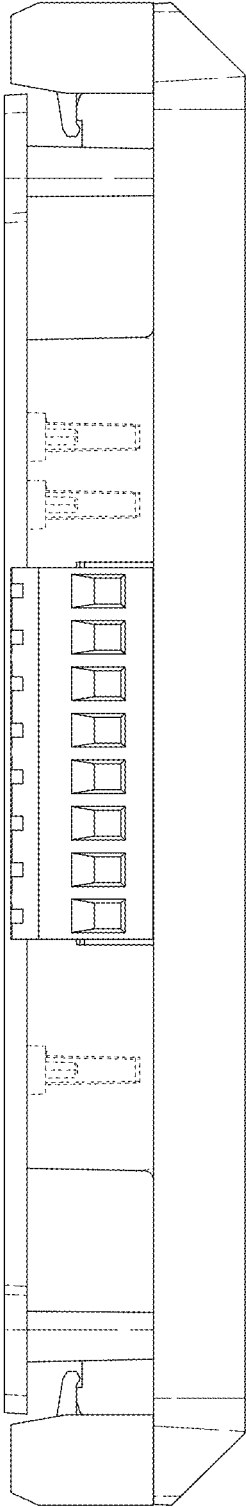


FIG. 6

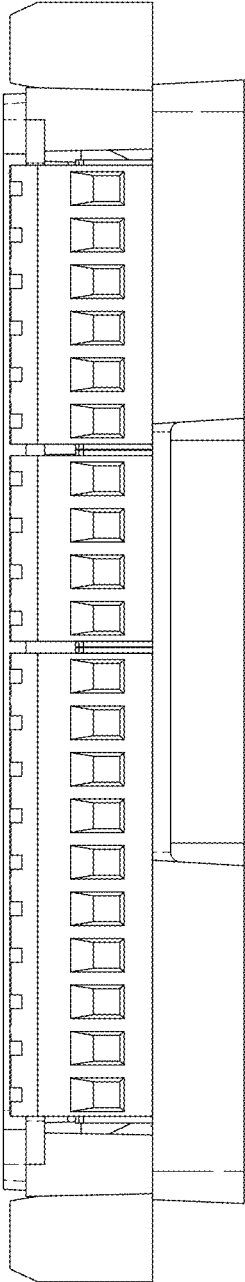


FIG. 7

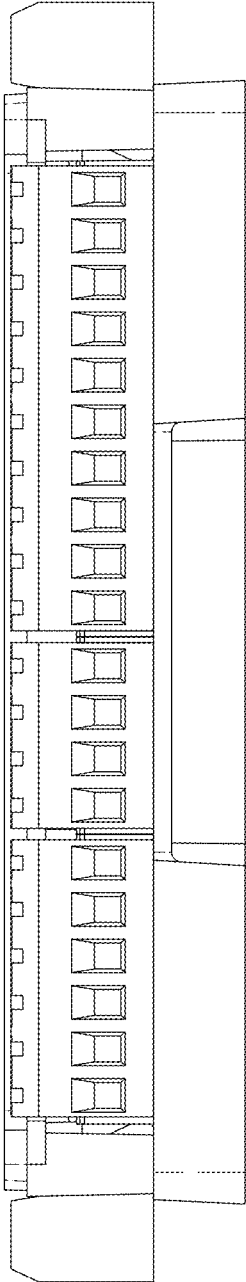
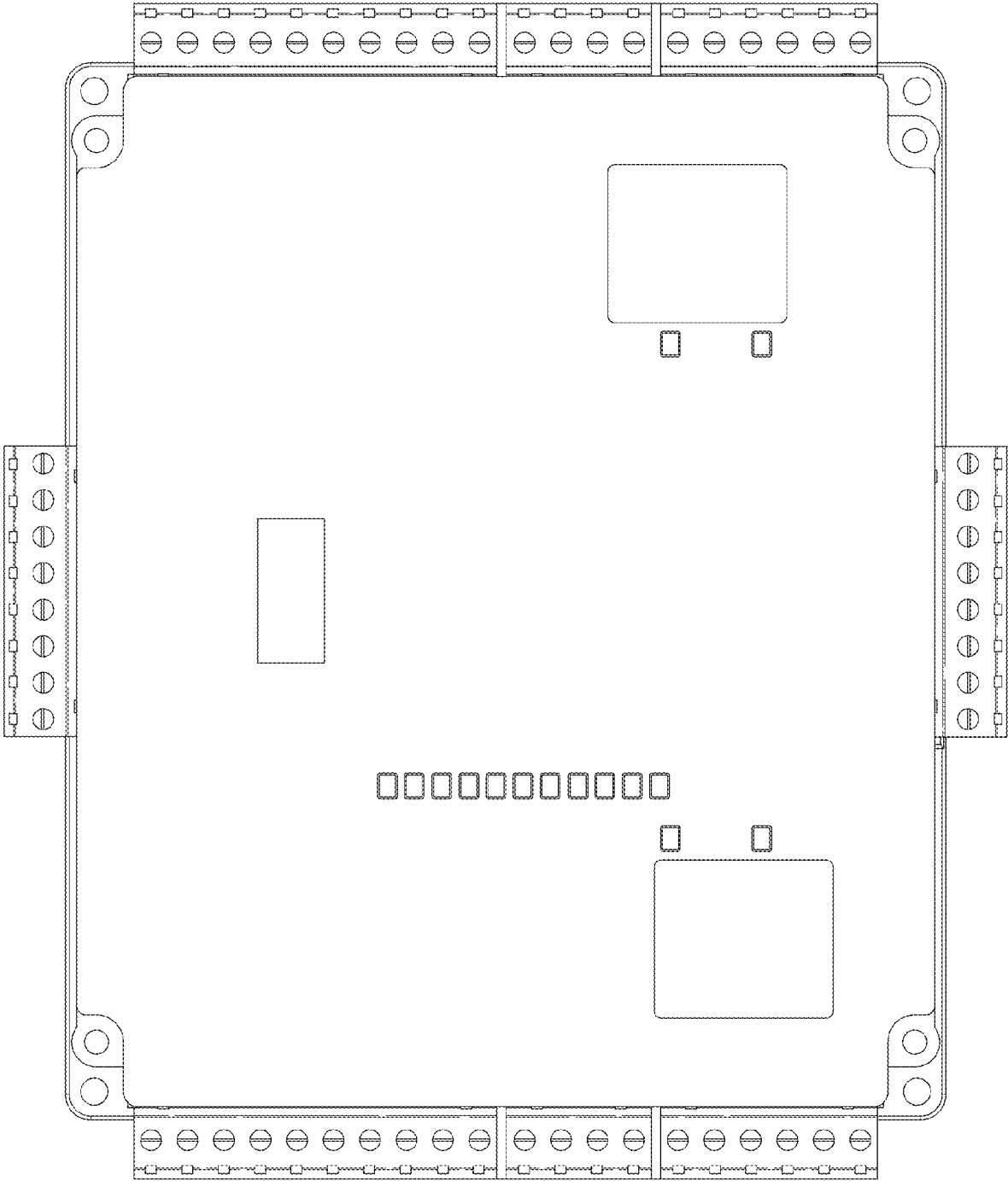


FIG. 8

FIG. 9



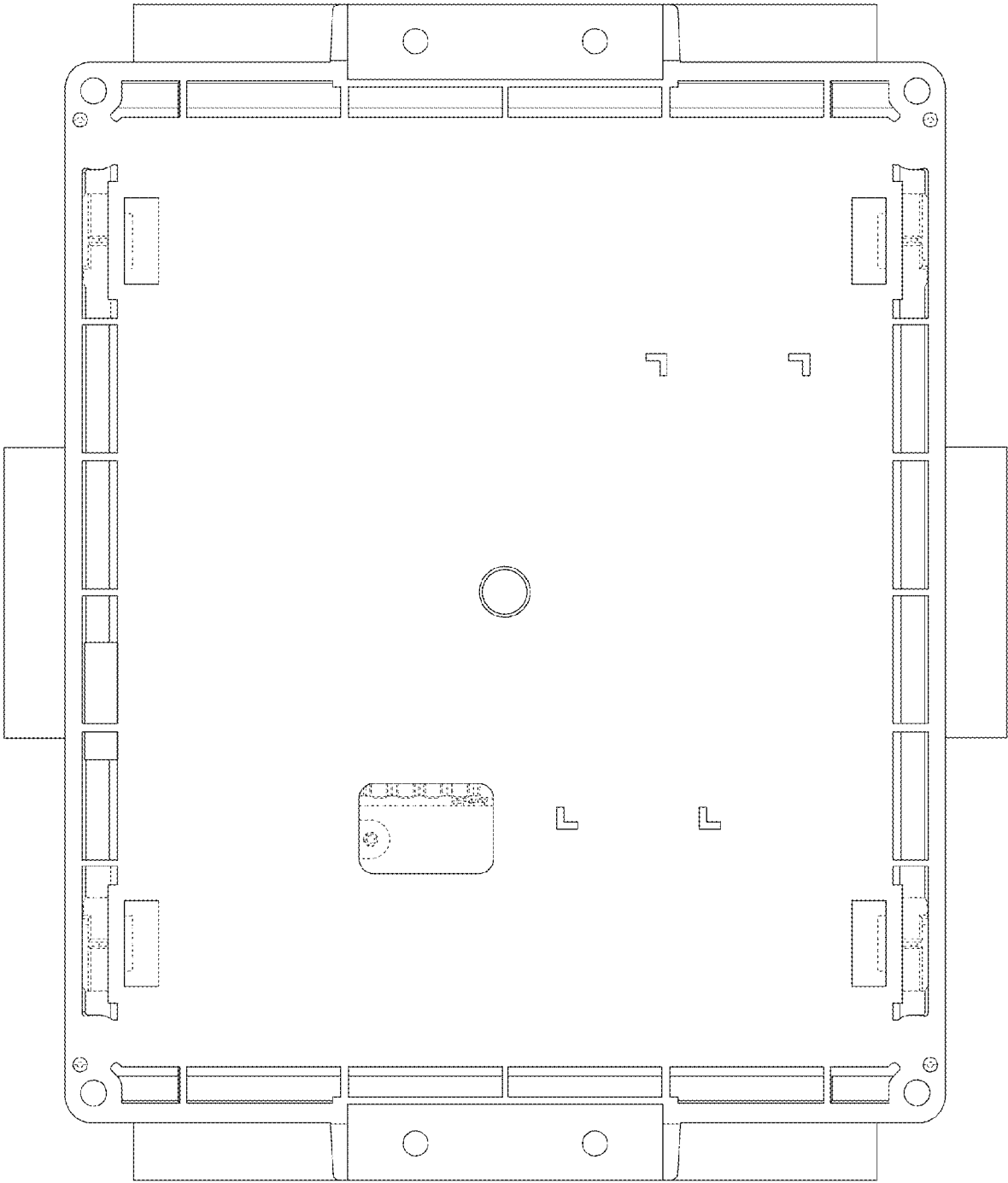


FIG. 10