



US00D380110S

# United States Patent [19]

[11] Patent Number: **Des. 380,110**

Tortel

[45] Date of Patent: **\*\*Jun. 24, 1997**

[54] **CHAIR**

[75] Inventor: **Michel Tortel**, Paris, France

[73] Assignee: **Chairtech, S.A.**, Saint-Marcellin, France

[\*\*] Term: **14 Years**

[21] Appl. No.: **47,387**

[22] Filed: **Dec. 1, 1995**

[51] LOC (6) Cl. .... **06-06**

[52] U.S. Cl. .... **D6/500; D6/366**

[58] Field of Search ..... D6/334, 365, 366, D6/367, 379, 500, 501, 502; 297/411.2, 411.27

[56] **References Cited**

**U.S. PATENT DOCUMENTS**

D. 264,643 6/1982 Pelly ..... D6/366

D. 306,531	3/1990	Snodgrass .....	D6/366
D. 327,585	7/1992	Hollington .....	D6/366
D. 358,064	5/1995	Larkin .....	D6/366
D. 360,316	7/1995	Hodge et al. ....	D6/366
D. 367,980	3/1996	Hodge et al. ....	D6/500

*Primary Examiner*—Gary D. Watson  
*Attorney, Agent, or Firm*—Gottlieb, Rackman & Reisman, P.C.

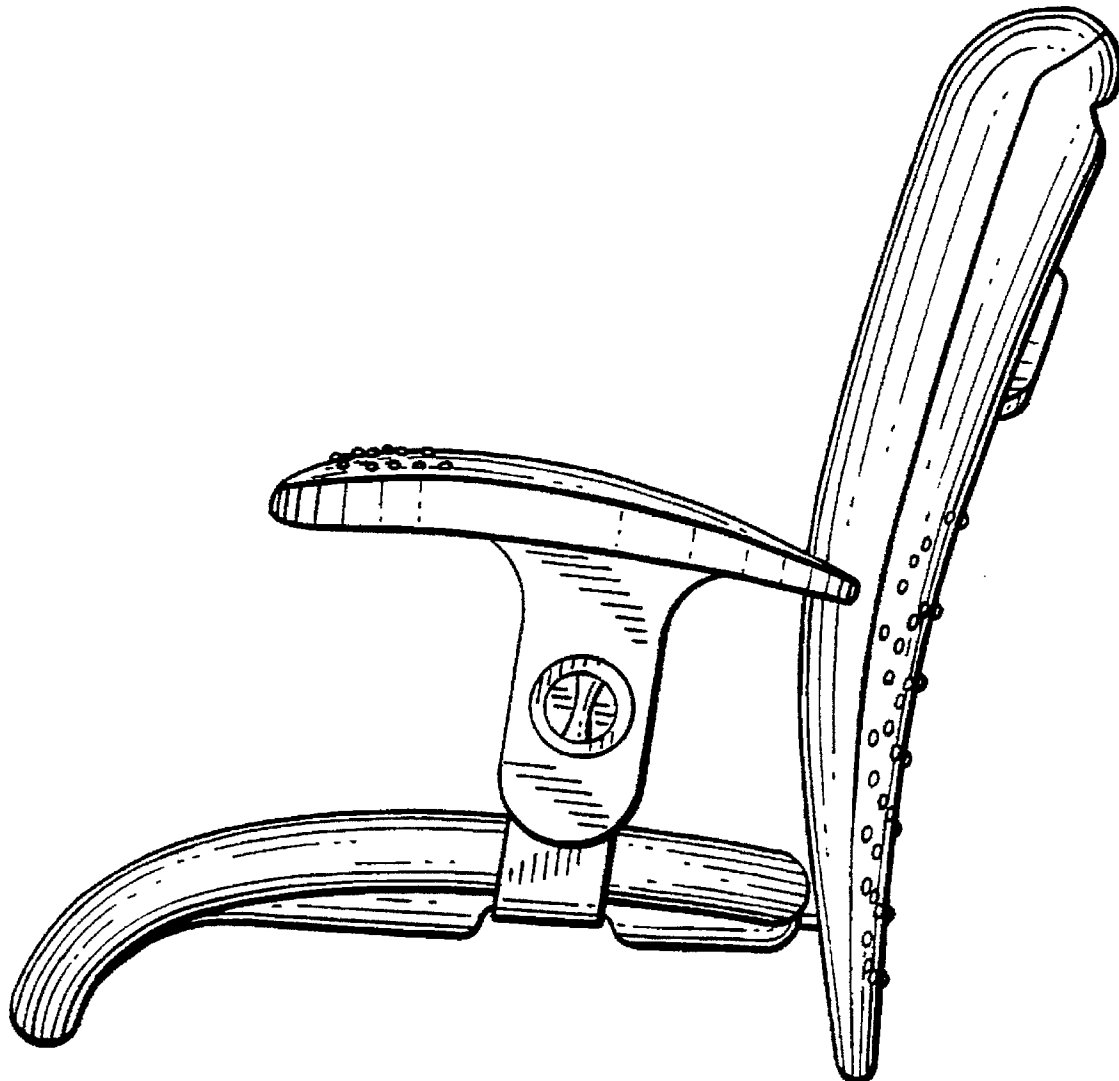
[57] **CLAIM**


The ornamental design for a chair, as shown and described.

**DESCRIPTION**

FIG. 1 is a front elevational view thereof;  
FIG. 2 is a rear elevational view thereof;  
FIG. 3 is a side elevational view thereof, the opposite side being a mirror image thereof;  
FIG. 4 is a top plan view thereof; and,  
FIG. 5 is a bottom plan view thereof.

**1 Claim, 5 Drawing Sheets**





*FIG. 1*

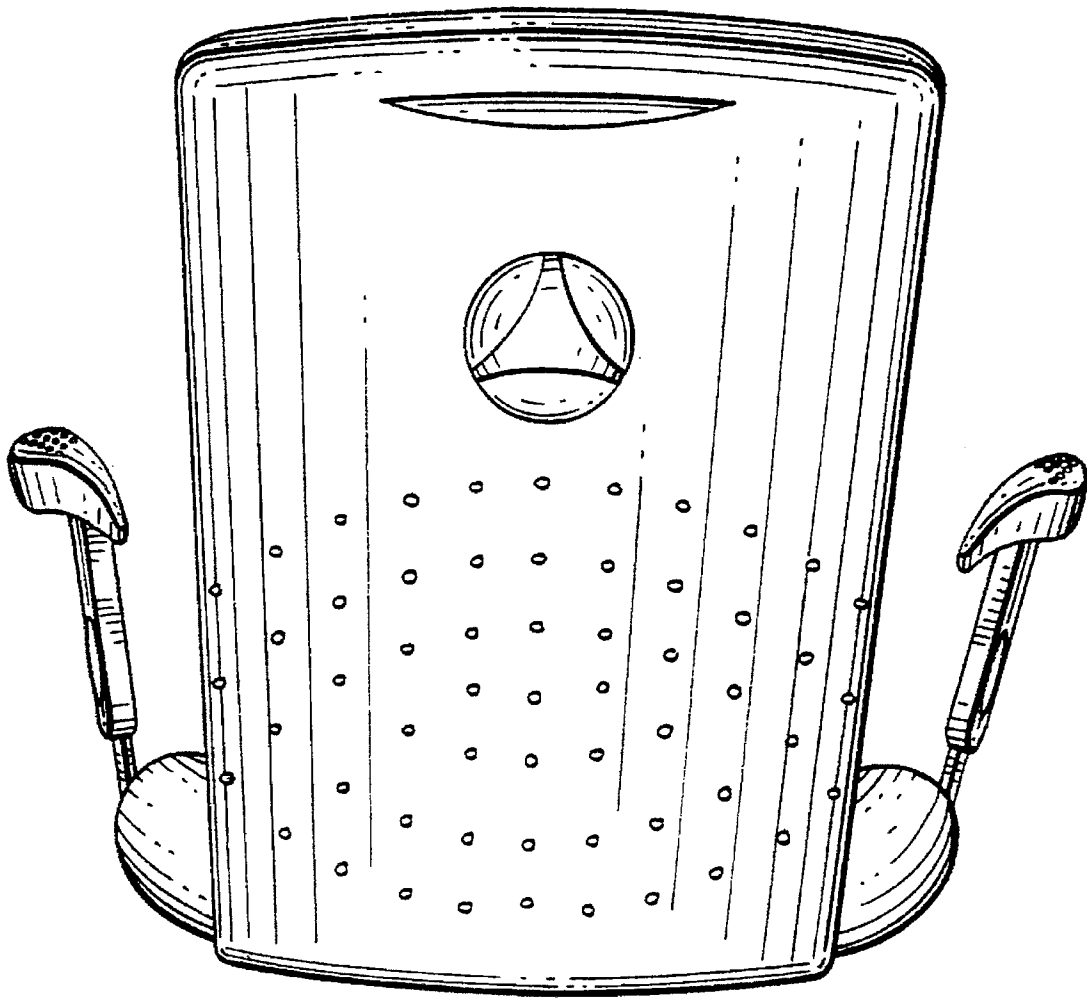
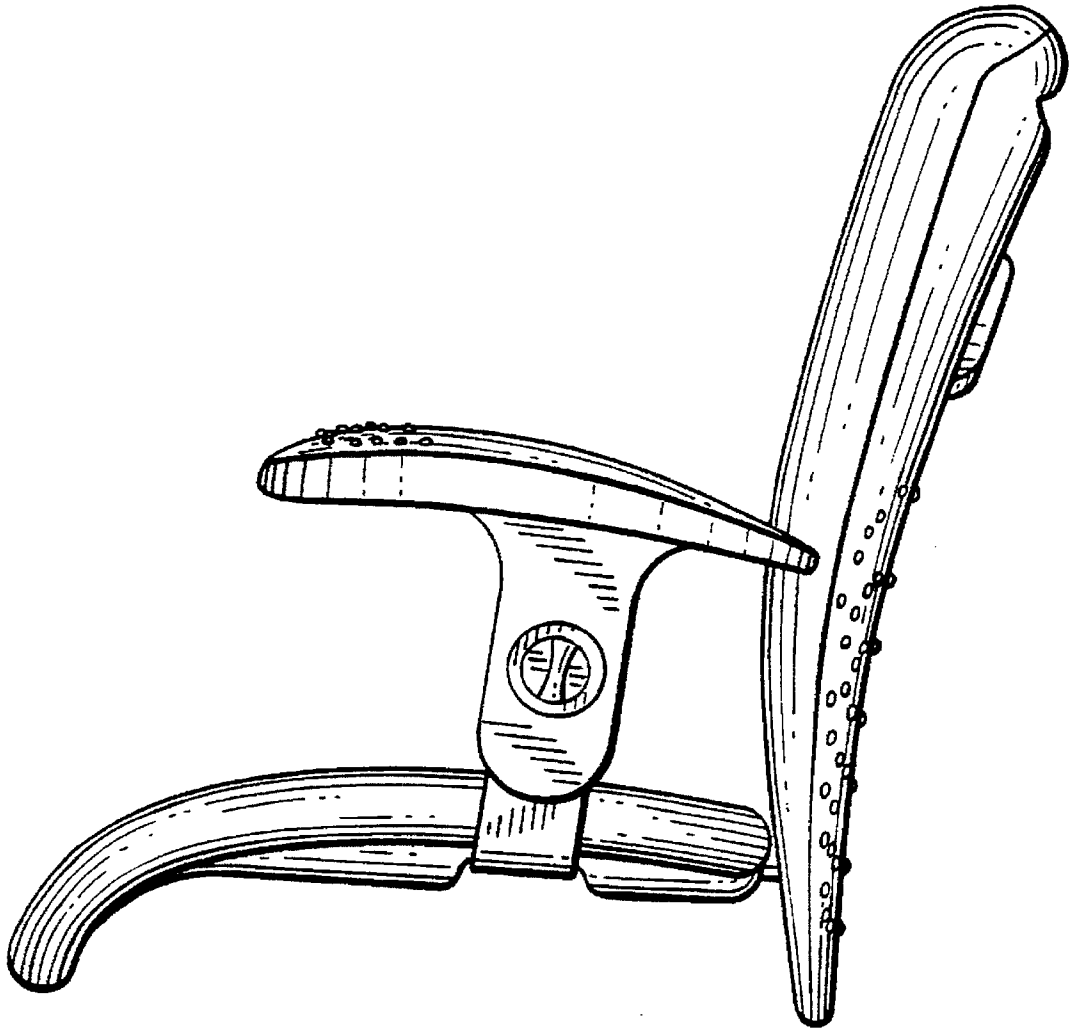


FIG. 2



*FIG. 3*




FIG. 4

*FIG. 5*

